

Features Vocabulary & Comprehension for every 1-2 chapters.

- Book is divided into **manageable** chunks of reading.
- Consistent format allows for **predictability** and student **confidence**
- Variety of question types for **high student engagement**
- Includes **"Quickwrite"** free-writing prompt which relates the text to the students
- Questions range from **basic comprehension** to **rigorous analysis**

1: Little House in the Big Woods

❖ **Quickwrite:** Where would you prefer to live: in a secluded and quiet place, or in a busy and bustling place? Why?



❖ **Vocabulary:** Fill in the blanks.

1. The deer was so _____ and silent as it ran, that it was hardly noticed before it was already gone.
2. My dad _____ the soup on the stove for a while, and its delicious aroma made my stomach grumble.
3. I crept out of my hiding spot _____ and when I saw nobody around, I started running rapidly to home base.
4. The log _____ as it sat in the campfire.
5. Choose a word and write an original sentence for it here.

swift
smoldered
cautiously
simmered

❖ **True or False:** Mark T for True and F for False.

1. Laura and her family live in a very busy town. _____
2. Laura and her family must stock up food for the harsh winter. _____
3. Jack is Laura's protective older brother. _____
4. Laura's family uses most of the hog for food and supplies, even the head. _____
5. Mary is bigger than Laura. _____

❖ **Setting Analysis:** The setting of this story has a big effect on the characters. In detail, describe the setting.

❖ **Comprehension and Analysis:** Answer the questions in complete sentences.

1. How does Laura's family prepare for the upcoming winter? Write about at least three different ways.

2. One night, Pa hears the hog squealing. What happens afterward? Explain in detail.

3. Think about the family's way of life, which is most likely very different from your own. What are some things that you would enjoy if you were part of their family? What are some things that you would not enjoy?

If you could speak to Laura, what questions would you ask her? Write them in the quote bubbles below.

Answer
keys
included

Includes 10 creative ACTIVITIES & PROJECTS, too!

- Focuses include: **plot, character analysis, figurative language, theme, & more**
- **Deepen and extend** student understanding

Name _____

CAUSES *and* EFFECTS

Match the causes in the left column with the effects in the right column by writing the appropriate letters on the given lines.

CAUSES	EFFECTS
1. Winter is approaching soon. (Chapter 1) ____	A. Laura receives presents, and Pa plays "Pop Goes the Weasel" for her.
2. When he was a little boy, Pa did not get the cows home before dark. (Chapter 3) ____	B. Pa and Uncle Henry ignore Charley at first, when he is getting stung by yellow jackets.
3. Prince, the dog, growls at Aunt Eliza and won't let her pass him. (Chapter 4) ____	C. Mary and Laura are in complete awe when they see all the houses, and the store.
4. Laura receives a beautiful rag doll for Christmas. (Chapter 4) ____	D. Ma is very happy and says she will wear her delaine dress.
5. Laura is terribly bored by having to be quiet and still on Sunday. (Chapter 5) ____	E. Pa gets scared by a screech-owl who says, "Who? Who?" and he runs home as fast as he can.
6. It is Laura's sixth birthday. (Chapter 5) ____	F. Aunt Eliza becomes frustrated at Prince, but then finds out he is protecting her from a panther.
7. Pa struggles to make it to town because of how hard it is to walk in the soft snow. (Chapter 6) ____	G. Pa does not come home before dark, which worries everyone in the family.
8. They experience something called a "sugar snow." (Chapter 7) ____	H. Laura's family prepares by hunting, fishing, and slaughtering a hog.
9. Pa tells Ma that there will be a dance. (Chapter 7) ____	I. Grandpa is able to make enough maple sugar to last all year.
10. Laura overhears Pa telling Ma that Uncle George is a wild man. (Chapter 8) ____	J. Laura exclaims that she hates Sunday, so Pa has a talk with her, and then spansks her the next day.
11. Mary and Laura get to go to town for the very first time. (Chapter 9) ____	K. Laura is unsure whether she is afraid of Uncle George or not.
12. Charley plays pranks on Pa and Uncle Henry while he is helping them with harvesting. (Chapter 11) ____	L. Laura is so happy she can hardly speak.

RL 33/RE 43/RL 53/RE 63 ©2021 Nothing but Good

Name _____

Partner Up: QUESTIONS AND ANSWERS

Choose a different question stem for each question below. Circle your choice in the box. With your partner, write questions about the story, and then write their answers.

Circle one: Who What Where When Why How Question: _____ _____	Answer: _____ _____
Circle one: Who What Where When Why How Question: _____ _____	Answer: _____ _____
Circle one: Who What Where When Why How Question: _____ _____	Answer: _____ _____
Circle one: Who What Where When Why How Question: _____ _____	Answer: _____ _____

Common Core codes are listed on the bottom of each activity.

RL 30/RE 41/RE 50/RE 61 ©2021 Nothing but Good







Additional Resources included:

- Culminating Project Choices to wrap up the novel study
- Accompanying Grading Sheet

Name _____

Culminating Project Choices

In the boxes below, you will find nine project choices to complete after you finish the book. Each of the projects is worth a certain number of stars. You must choose one or more projects that add up to at least _____ stars. Color in the stars of the project(s) you choose.

<p>Pioneer Time Activity ☆☆</p> <p>In the story, Ma does many things that we do not need to do anymore in modern times, such as churn butter, make cheese, or make hats. Choose one of these activities, look up instructions on how to do it properly, and complete the activity. Record the process with either photos, or videos. Be prepared to share your experience and your finished product with the class.</p> 	<p>Setting Art ☆</p> <p>The setting of this story is very unique. Choose an artistic way to create the setting. You might consider a painting, a diorama, a poster, or a colored pencil drawing. Create the setting.</p> 	<p>Laura Ingalls Wilder Books ☆☆☆</p> <p>Choose another book by Laura Ingalls Wilder to read, such as <i>Little House on the Prairie</i>. Make a project that represents the book in a creative way. For example, you may write a book report, or you may create an art piece portraying the book.</p>
<p>Game On ☆☆☆</p> <p>Create a board game that is themed around the book. Your game must include a board, game pieces, instructions, question cards, and any other materials needed to play the game. You will present your game to the class.</p> 	<p>A Letter to the Author ☆</p> <p>Did you know that this book is autobiographical? This means that the stories are based upon Laura Ingalls Wilder's real life. Write a letter to her, expressing your thoughts and questions about her life and her stories.</p>	<p>Newspaper ☆☆☆</p> <p>Write a complete newspaper about the events that happen in the book. Include some articles, a comic strip, an advertisement, an obituary, and any other newspaper parts you can think of!</p> 
<p>3D Characters ☆☆☆</p> <p>Create 3D depictions of the characters. You might use clay, play-doh, posterboard, yarn, wood, or any other material you choose. Include index cards with descriptions about each character.</p> 	<p>Paper Bag Book ☆☆☆</p> <p>Fill a bag with 7-9 items that represent important parts of the book. Present the items to the class and explain why each item is important. Design the outside of the bag to include the book's title, author, and a picture.</p> 	<p>Animal Report ☆☆☆</p> <p>Laura and her family must interact a great deal with wild animals. Choose one of the animals from the story and conduct research about the animal. Look up information such as habitat, what they eat, how they live, and other interesting facts. Write a report on your findings. Be sure to cite your sources.</p>

©2021 Nothing but Class

Name _____









Culminating Project Choices: Grading Sheet

<p>Project Choice #1</p> <p>Project Name: _____</p> <p>Grade: _____</p> <p>Comments: _____</p> <p>_____</p> <p>_____</p> <p>_____</p> <p>_____</p> <p>_____</p>	<p>Project Choice #2</p> <p>Project Name: _____</p> <p>Grade: _____</p> <p>Comments: _____</p> <p>_____</p> <p>_____</p> <p>_____</p> <p>_____</p> <p>_____</p>	<p>Project Choice #3</p> <p>Project Name: _____</p> <p>Grade: _____</p> <p>Comments: _____</p> <p>_____</p> <p>_____</p> <p>_____</p> <p>_____</p> <p>_____</p>
<p>Project Choice #4</p> <p>Project Name: _____</p> <p>Grade: _____</p> <p>Comments: _____</p> <p>_____</p> <p>_____</p> <p>_____</p> <p>_____</p> <p>_____</p>	<p>Project Choice #5</p> <p>Project Name: _____</p> <p>Grade: _____</p> <p>Comments: _____</p> <p>_____</p> <p>_____</p> <p>_____</p> <p>_____</p> <p>_____</p>	<p>Project Choice #6</p> <p>Project Name: _____</p> <p>Grade: _____</p> <p>Comments: _____</p> <p>_____</p> <p>_____</p> <p>_____</p> <p>_____</p> <p>_____</p>
<p>Project Choice #7</p> <p>Project Name: _____</p> <p>Grade: _____</p> <p>Comments: _____</p> <p>_____</p> <p>_____</p> <p>_____</p> <p>_____</p> <p>_____</p>	<p>Project Choice #8</p> <p>Project Name: _____</p> <p>Grade: _____</p> <p>Comments: _____</p> <p>_____</p> <p>_____</p> <p>_____</p> <p>_____</p> <p>_____</p>	<p>Project Choice #9</p> <p>Project Name: _____</p> <p>Grade: _____</p> <p>Comments: _____</p> <p>_____</p> <p>_____</p> <p>_____</p> <p>_____</p> <p>_____</p>

©2021 Nothing but Class

Vocabulary Focus:

- 4 vocabulary words chosen for you for every 1-2 chapters
- Complete Vocabulary List comes with and without definitions
- 2 Vocabulary Reviews included
- Full-color Vocabulary Word Wall cards along with black & white flashcards

Word:	Definition:
anxiously	in a worried
swift (adjective) fast 	smoldered (verb) burned slowly 
cautiously (adverb) carefully and on guard 	simmered (verb) boiled gently 
fierce (adjective) ferocious and wild 	dodging (verb) avoiding; sidestepping 
hovering (verb) be suspended, hanging 	glimpse (noun) brief look 

VOCABULARY WORDS AND DEFINITIONS: *Little House in the Big Woods*

CHAPTER(S)	PAGE #	WORD	DEFINITION
6		swift	fast
1- Little House in	9	smoldered	burned slowly

Name _____

Little House in the Big Woods

VOCABULARY REVIEW #1: CHAPTERS 1-6

swift smoldered cautiously simmered fierce dodging
 hovering glimpsed spurted whittled ravines scurrying
 flickering snarled savage trotting anxiously pity
 sternly solemn eagerly trembling mending cross


Using a dictionary, or your notes, complete the table below.

Word	Definition	Illustration
whittled		
ravines		
flickering		
mending		

2. Complete the graphic organizer below for the word in the middle.

Synonyms	Antonyms
<div style="border: 1px solid black; border-radius: 50%; width: 60px; height: 60px; margin: 0 auto; display: flex; align-items: center; justify-content: center;"> cross </div>	
Part of Speech	Illustration

3. Write a sentence containing the word anxiously below. Then, illustrate your sentence.



1

SO EASY to prep and use!

- Answer keys
- Unit Map lays the whole unit out for you
- Focus standards listed for each activity
- Table of Contents & Teacher instructions

TABLE OF CONTENTS: Reading Response Activities

Focus	Common Core	Pages	Resource	Use with Chapter(s)
Ask and Answer Questions	RL 3.1/ 5.1/RL 4.1			
Theme	RL 3.2/ 5.2/RL 4.2			
Plot	RL 3.3/ 5.3/RL 4.3			
Character Analysis	RL 3.3/ 5.3/RL 4.3			
Setting Analysis	RL 3.3/ 5.3/RL 4.3			
Figurative Language	RL 3.4/ 5.4/RL 4.4			
Connecting Text with Illustrations or Media	RL 3.7/ 5.7/RL 4.7			
Reading Comprehension Strategies	RL 3.10/ 4.10/RL 5.10			
Opinion Writing	W 3.1/W 4.1/W 5.1/W 6.1			

STUDENT CHAPTER PACKET ANSWER KEY

1: Little House in the Big Woods

Quickwrite: Answers will vary.

Vocabulary:

- swift
- simmered
- cautiously
- smoldered
- Example for **swift**: The fastest runner in our class was impressively **swift** on his feet.

True or False:

- F
- T
- F
- T
- T

Setting Analysis: Laura and her family lived sixty years before the book was written, in Wisconsin, in big woods, inside of a little gray house. They are in a very secluded location and are surrounded by a lot of nature but no other homes.

Comprehension and Analysis:

- Pa must hunt for deer. Then, they use each part of the deer for something different, like making meat and leather. Also, they must slaughter the hog. Third, they must catch lots of fish and salt and store them.
- After Pa hears the hog squealing, he goes and sees a big black bear trying to grab the hog. Pa fires but he misses the bear. He feels sorry that he did not get the bear, but he is glad that he saved the hog.
- I would not enjoy such a harsh winter, because I like sunny days, but cold days. I would enjoy prepping all of the food and materials for winter, because that sounds like it would be educational and fun. (Answers will vary.)

Beyond: (Answers will vary.)
Examples: Do you ever wish for a different life? Do you and Mary get along? Do you think you will grow up to be like your mom?

ABOUT THE STUDENT CHAPTER PACKET

The student work for every 1-2 chapters of reading contains both comprehension and vocabulary. Each part includes the following sections:

- 1. Quickwrite**-A great idea is to have the students free-write here *before* reading the chapter(s). This gets their minds warmed up and thinking in the direction that the chapters will take them. This also helps them to connect the concepts in the story to themselves.
- 2. Vocabulary**-The students practice with four new words that are chosen for you from every 1-2 chapters. Synonyms, antonyms, and context clues are among the skills included.
- 3. True/False, Multiple Choice, or Sequencing**-One set of these types of questions are included for each section.
- 4. Standards Focus**-One question or activity is included. These focus on Reading Literature standards like main idea, character analysis, and figurative language.
- 5. Comprehension and Analysis**-Three written response questions are

Little House in the Big Woods: UNIT MAP

Chapters in Student Chapter Packet	Vocabulary Words	Vocabulary Reviews	Assessments	Reading Response Activities (To be used with specific chapters)	Other Reading Response Activities
1. Little House in the Big Woods	<ul style="list-style-type: none"> swift smoldered cautiously simmered 				To use before reading the novel: <ul style="list-style-type: none"> Reading Strategy: Preview Walk
2. Winter Days and Winter Nights	<ul style="list-style-type: none"> fierce dodging hovering gleamed 				
3. The Long Rifle	<ul style="list-style-type: none"> sputted whistled rovined scarrying 	Vocabulary Review #1: Chapters 1-6	Assessment #1: Chapters 1-6		
4. Christmas	<ul style="list-style-type: none"> flickering snorted savage troting 				
5. Sundays	<ul style="list-style-type: none"> anxiously ply sternly solemn 				
6. Two Big Bears	<ul style="list-style-type: none"> agently trembling mening cross 			To use with Chapters 1-11: <ul style="list-style-type: none"> Causes and Effects 	To use with any chapter: <ul style="list-style-type: none"> Partner Up: Questions and Answers Main Events
7. The Sugar Snow	<ul style="list-style-type: none"> lilted froghs hous ladies 				To use throughout the novel: <ul style="list-style-type: none"> Little House in the Big Woods Characters Figurative Language: Personification
8. Dance at Grandpa's	<ul style="list-style-type: none"> bounced spousus swagger severely 				
9. Going to Town	<ul style="list-style-type: none"> clapping curried catnashed dreadful 	Vocabulary Review #2: Chapters 7-13	Assessment #2: Chapters 7-13		
10. Summertime	<ul style="list-style-type: none"> primly suiked grooves deceiving 				
11. Harvest	<ul style="list-style-type: none"> sullen shriller blubbering glistered 				
12. The Wonderful Machine 13. The Deer in the Wood	<ul style="list-style-type: none"> scamporing hulled racket withered 				To use after finishing the novel: <ul style="list-style-type: none"> Lessons to Learn Setting the Big Woods of Wisconsin Figurative Language: Personification My Book Cover Culminating Project Choices with Grading Sheet

EXTRA Goodies:

- Student reference **bookmarks** with **original, beautiful, hand-drawn art**
- **Cover pages** for each section of the novel study

STUDENT CHAPTER PACKET

Little House in the Big Woods

By Laura Ingalls Wilder



Little House in THE BIG WOODS

By Laura Ingalls Wilder
Reference Bookmark

PLOT

Laura and her family live in a snug little house surrounded by wilderness.

SETTING

The story takes place in the late 1870s, in the deep Wisconsin woods.

CHARACTERS

- Laura-the middle child in the family of 5.
- Mary-Laura's older sister.
- Carrie-the baby of the family.
- Ma-Laura's mother.
- Pa-Laura's father.



Little House in THE BIG WOODS

By Laura Ingalls Wilder
Reference Bookmark

PLOT

Laura and her family live in a snug little house surrounded by wilderness.

SETTING

The story takes place in the late 1870s, in the deep Wisconsin woods.

CHARACTERS

- Laura-the middle child in the family of 5.
- Mary-Laura's older sister.
- Carrie-the baby of the family.
- Ma-Laura's mother.
- Pa-Laura's father.



Little House in THE BIG WOODS

By Laura Ingalls Wilder
Reference Bookmark

PLOT

Laura and her family live in a snug little house surrounded by wilderness.

SETTING

The story takes place in the late 1870s, in the deep Wisconsin woods.

CHARACTERS

- Laura-the middle child in the family of 5.
- Mary-Laura's older sister.
- Carrie-the baby of the family.
- Ma-Laura's mother.
- Pa-Laura's father.



Little House in THE BIG WOODS

By Laura Ingalls Wilder
Reference Bookmark

PLOT

Laura and her family live in a snug little house surrounded by wilderness.

SETTING

The story takes place in the late 1870s, in the deep Wisconsin woods.

CHARACTERS

- Laura-the middle child in the family of 5.
- Mary-Laura's older sister.
- Carrie-the baby of the family.
- Ma-Laura's mother.
- Pa-Laura's father.



Name _____

TWO ASSESSMENTS included:

- Test students on **vocabulary, comprehension, and analysis skills**

❖ PART 4: COMPREHENSION MULTIPLE CHOICE

Choose the best answer for each question below.

11. Which of the following does not occur in these chapters? You may choose more than one answer.
- Pa tells Laura that sap is the blood of
 - Grandma dances with Uncle George.
 - Pa gets stung by a lot of bees when h
 - Mary and Laura get to go to town for

12. Circle the words that best describe Laura's
may choose more than one answer.

- Content
- Nervous
- Cozy
- Angry

13. Which of the following are untrue statements?
You may choose more than one answer.

- Pa and Uncle Henry help one another.
- Charley is supposed to help with the h
- Pa doesn't believe in using big machine
- Ma makes dinner for all the men that

14. Choose the best description(s) for Pa. You

- Reliable and knowledgeable
- Sharp and quick-tempered
- Loving and brave
- Lazy and forgetful

15. Why does Laura slap Mary's face in these ch

- Mary destroyed Laura's rag doll.
- Mary won't share with Laura.
- Mary says her hair is prettier than La
- Mary refuses to help Laura clean up.

16. Choose the lesson(s) that can be learned fr

- A simple life can be a good life.
- Don't fool people, because then they
- Working hard will benefit you.
- Living in a city is better than living in th

2

❖ PART 5: COMPREHENSION & ANALYSIS WRITTEN RESPONSE

Answer the following questions in complete sentences.

17. In detail, describe the setting of the story. Explain how the setting so greatly

Name _____ Date _____

LITTLE HOUSE IN THE BIG WOODS

Assessment #1: Chapters 1-6

❖ PART 1: VOCABULARY MATCHING

Match the words with their definitions by writing the correct letters on the lines.

- | | |
|--------------------|--|
| 1. cautiously ____ | A. ferocious and wild |
| 2. fierce ____ | B. repairing |
| 3. ravines ____ | C. made an aggressive growl with bared teeth |
| 4. snarled ____ | D. carefully and on guard |
| 5. mending ____ | E. canyons |
| 6. solemn ____ | F. serious |

❖ PART 2: VOCABULARY FILL-IN-THE-BLANK

Choose the word that best completes each sentence below.

7. We _____ waited for the veterinarian to come and tell us how our dog's surgery had gone.
- smoldered
 - sternly
 - anxiously
 - glimpse
8. As though hypnotized, I watched the flames _____ in the dark, as I thought long and hard about a solution to my problem.
- simmered
 - dodging
 - flickering
 - savage

❖ PART 3: VOCABULARY SENTENCES

Write two sentences below, each containing one or more of the following words.

swift hovering spurted whittled scurrying trotting pity

9. _____

10. _____

1

_____s from the story. Write about at least two

_____day.

_____family comes for Christmas.

_____Two Big Bears.*

_____with Laura's life. Write about at least two

3

Self-grading version of tests included, through Google Forms:



Assessment #1: Chapters 1-6 | Little House in the Big Woods

* Required

Vocabulary Multiple Choice

Choose the best vocabulary word to complete the sentence.

7. We _____ waited for the veterinarian to come and tell us how our dog's surgery had gone. *

- smoldered
- sternly
- anxiously
- glimpse

- Send your students a link
- Students complete the test on **computers or tablets**
- Self-grading—so fast, so easy, and **INSTANT data**
- Easy **instructions** included!

*** NOTE ***
You will need to manually grade the written responses only.

For testing, choose from 3 versions:


1. Google Forms version-Self grading for instant data!
2. Digital Google Slides version-Students type directly on the form!
3. Black and white printable version

Digital version of the unit included, through Google Drive:

I: Little House in the Big Woods

❖ **Quickwrite:** Where would you prefer to live: in a secluded and quiet place, or in a busy and bustling place? Why?

Text here



❖ **Vocabulary:** Fill in the blanks.

- The deer was so text here and silent as it ran, that it was hardly noticed before it was already gone.
- My dad text here the soup on the stove for a while, and its delicious aroma made my stomach grumble.
- I crept out of my hiding spot text here and when I saw nobody around, I started running rapidly to home base.
- The log text here as it sat in the campfire.
- Choose a word and write an original sentence for it here.

Text here

swift
smoldered
cautiously
simmered

❖ **True or False:** Mark T for True and F for False.

- Laura and her family live in a very busy town.
- Laura and her family must stock up food for the winter.
- Jack is Laura's protective older brother.
- Laura's family uses most of the hog for food.
- Mary is bigger than Laura.

❖ **Setting Analysis:** The setting of this story is the Big Woods. In detail, describe the setting.

Text here

1

©2021 Nothing but Class

- Eye-catching digital version contains **full-color, interactive adaptations** of all resources.
- **Text boxes** are already placed everywhere students must type.
- Works for **distance learning**. Students can access the digital version from home OR school.
- Teachers and students can easily send this back and forth using **Google Drive or Google Classroom!**
- **Easy instructions** included!

Your purchase includes both the PAPER version and the GOOGLE version of this resource.

**** IMPORTANT NOTE ****
The digital Google Drive version contains mostly the same content as the printable version. However, some assignments, such as drawing activities, have been replaced with more **digitally friendly assignments**, which may include such features as **movable or drag-and-drop pieces**.

New to digital learning? Don't worry. Easy instructions are included. If you have more questions, feel free to reach out!

Instructions

for Digital Version/Google™ Drive Document

Instructions for SELF-GRADING TESTS ON GOOGLE™ FORMS

VERY IMPORTANT-PLEASE READ!

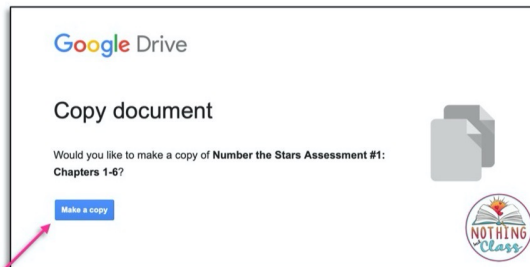
- The following instructions are for accessing the convenient, self-grading assessments that can only be used on Google.
- The Google forms documents are only for the novel study assessments. (If you're looking for other parts of the product you purchased, please look in the other included PDFs that you received upon originally downloading.)
- If you do not wish to use this version of the assessments, you have two other choices. You can use the Google Slides version, which contains text boxes for students to type into and is not self-grading, OR you may use the black and white printable version.
- All assessments are mirrors of one another as far as content is concerned, they are just given to you in different formats so you may choose which is best for you. (When you purchased this product, you would have downloaded multiple PDFs. Please see the other PDFs for the other formats.)

1. To get started, you will need to have access to the Internet and a Google account (which is free). In order to share the tests out with your students, your students will either need their own Google accounts with accompanying e-mail addresses OR you will need to have Google Classroom. Before moving on, be sure you are signed into the Google account that you want the assessments to transfer into.
2. Then, click on each of the yellow link buttons below. Notice there are multiple buttons, one for each separate assessment. When you click each button, a window will pop up that says, "Would you like to make a copy of ---?" Click "Make a copy." Do this once for each assessment.

[Assessment #1: Holes Ch. 1-25](#)

[Assessment #2: Holes Ch. 26-50](#)

[Final Vocabulary Assessment: Holes](#)



Click on "Make a copy"

3. At this point, you should have a copy of each assessment saved into your Google™ Drive.

Why do it digital?

- ✓ No paper or pencil
- ✓ No wasting ink
- ✓ Students work directly in the file
- ✓ Incorporate technology
- ✓ Improve student writing
- ✓ High student engagement
- ✓ Renewed student interest
- ✓ Access anywhere
- ✓ College readiness
- ✓ Also printable
- ✓ Full color

Your purchase includes both the PAPER version and the GOOGLE version of this resource.