


1
Set Print Mode:
Uninet Aqua Clear



- Page size must match media being used. (Letter or Tabloid)
- White coverage: 200% - 300%

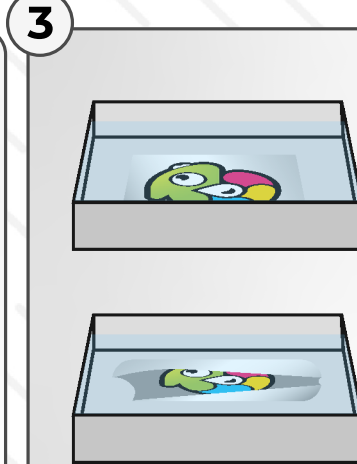
iColor 500/600: Transparency
iColor 550/540: Thick to 220g
iColor 560: Thick to 105g
iColor 650: User Type 2
iColor 800: Thick to 220g

- DO NOT set job to mirror print
- Glossy side is Print side



No white toner is needed
Print in CMY or CMYK.

Print and cut out the desired
image as closely as possible



Dip the image in water for
about 60 seconds

NOTE:
The paper will roll up once it
gets wet. This is normal.



Remove from the water and
hold the image between your
thumb and pointer finger.

Pinch in a rolling motion to
remove the liner slightly from
the top of the image.




Fix the top of the image to the
substrate as desired.

Hold the image on the
substrate at the point of
contact and slowly pull the
liner away in a smooth motion.



Align the image on the
substrate as desired and brush
it with your finger or a piece of
plastic to remove any creases
or air bubbles.



Use a towel to remove any
excess water and let dry for at
least 3 hours. It may require
12-24 hours to dry completely.

Available in Letter and Tabloid Sizes

Waterslide paper is an easy to use, all-in-one transparent media for use on various substrates and hard surfaces such as candles, ceramic, glass, plastic and more! Use this media on hard-to-reach areas or when applying with a heat press is not possible.

To Avoid Jams:

- Allow your media to acclimatize – do not use the media if just delivered, especially during periods of extreme temperatures or humidity. Allow it to come to room temperature before using.
- Do not print too close to the edges of the media. Leave a border of approximately .5" between your artwork and the edge of the media.
- Be sure to use the suggested paper type and media type before printing.
- Always make sure you select the media size which matches the media being used and is appropriate for your printer.

Also Available:

- **Propeel Heavy Stock 52" Banner Paper**
- **Propeel Label Adhesive Media (clear/white)**
- **Propeel Glitter 2-Step Paper (A & B)**
- **Propeel Hard Surface Transfer Paper 8.5" x 11"**
- **Propeel High Quality Laser Temporary Tattoo Paper 10pk**
- **Propeel 2 Step Transfer Paper for Dark and Light Textiles**
- **Propeel 1-Step paper for Ceramic, Glass and Acrylic Surfaces**
- **Propeel 1 Step Transfer Paper for White and Light Textiles**
- **Propeel Wood and Leather Hard Surface 1-Step Transfer Media**
- **Propeel Magnetic Media Transfer Paper (Clear and White)**
- **Propeel Window Cling Sheets and Banners**