



### SIMPLE SETUP

Load the garment, set the spray density and you're ready to pretreat.



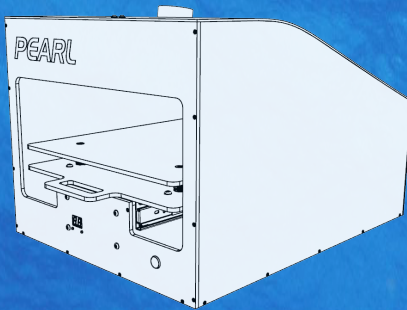
### SUPERIOR DESIGN

Precision engineering and development ensures even and consistent spray patterns.

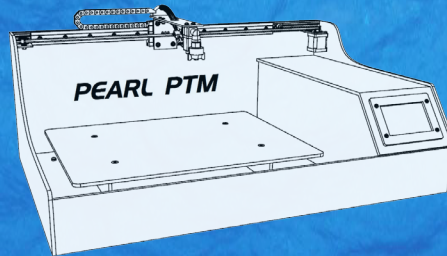


### COST EFFECTIVE

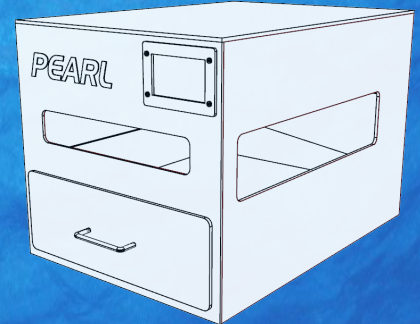
In house engineering and manufacturing allows the most cost effective pretreat solutions.



Pearl LITE



Pearl PTM



Pearl ELITE

MADE IN U.S.A.



# PEARL<sup>ptm</sup>



Pretreat like the pros with the ultimate machine!

TECH SPECS	LITE	PTM	ELITE
<b>Price</b>			
MSRP	<b>\$1995</b>	<b>\$2995</b>	<b>\$3995</b>
<b>Specs</b>			
Spray Area	15" x 18"	16" x 21"	16" x 20"
Spray Density	12g - 35g	14g - 40g	14g - 36g
Spray Length	Manual Setting	Digital - .5" Precision	Digital - .5" Precision
<b>Physical</b>			
Dimensions	18.5" x 24.5" x 16"	33.5" x 23" x 15.5"	19.5" x 28" x 19.5"
Weight	35lbs	40lbs	60lbs
<b>Production</b>			
Speed	up to 100 Shirts/Hr	up to 300 Shirts/Hr	up to 100 Shirts/Hr
<b>Features</b>			
Cost Calculator	-	●	●
Level Meter	-	●	●
Cycle Counter	-	●	●
Save Settings	-	●	●
<b>Electrical</b>			
Power	50W	60W	75W
Voltage Rating	110V 60Hz / 220V 50Hz	110V 60Hz / 220V 50Hz	110V 60Hz / 220V 50Hz



[www.pearlptm.com](http://www.pearlptm.com) 888-988-3432