



GARMENT PRINTER INK

Shop Set Up & Pre Install Checklist

Congratulations on your brand new Mimaki DTF Printer. Before our Mimaki certified technicians arrive lets go over some basics to ensure a smooth delivery and set up.

Business Name:

Contact:

Phone Number:

Installation Address:

Email:

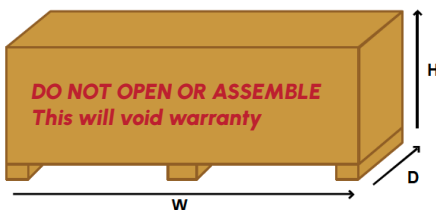
DELIVERY

These printers are delivered in crates and are HEAVY. When your equipment arrives it will be a curbside, liftgate delivery and if you will need anything beyond that please have help at the delivery location to get the printer to its final resting spot.

CHECK

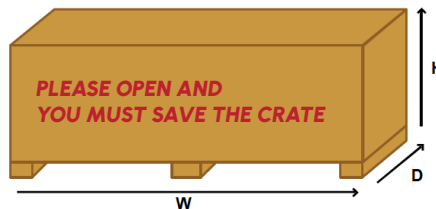
The 32" and 24" shakers **WILL NOT FIT THROUGH A STANDARD 36" DOOR.**

Printer Shipping Crate Size



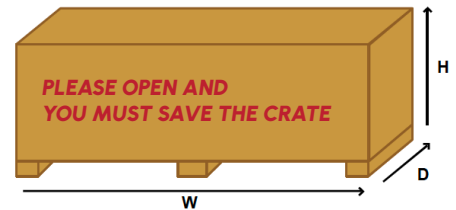
Width	84 in.
Depth	30 in.
Height	39 in.
Weight	367 lbs.

32" Shaker / Dryer Shipping Crate Size



Width	84 in.
Depth	59 in.
Height	54 in.
Weight	1,083 lbs.

24" Shaker / Dryer Shipping Crate Size



Width	86 in.
Depth	50 in.
Height	51 in.
Weight	1,084 lbs.


Additional Notes:

Area Size Requirements

Please make sure to have a dedicated space large enough free of any obstacles to accommodate your new setup. 15' X 15' is recommended

CHECK

**Recommend Room Space:
15 foot x 15 foot**



TxF with 32" Shaker / Dryer



TxF with 24" Shaker / Dryer

Model	Width	Depth	Height	Weight
TxF150-75	78 in.	28 in.	55 in.	278 lbs.
TxF300-75	78 in.	28 in.	55 in.	278 lbs.
32" Shaker / Dryer	51 in.	74 in.	40 in.	680 lbs.
24" Shaker / Dryer	40 in.	76 in.	41 in.	680 lbs.

Printer Climate Requirements

Your dedicated printer area must be climate controlled (70-75 degrees farenheight)

Humidity must be between 35% and 60%

Dust should not exceed normal levels.

The dedicated area is required to be vented to the outside and we recommend purchasing a fume filter for fumes may be hazardous.

Installation should not take place in direct sunlight, on an uneven surface, high vibration area, in direct line of an air conditioner or open flame, high dust area, or an area with harmful chemicals.

CHECK

Power Requirements

Printer Power Specifications: A/C 100~120V

32" Shaker Unit Power Specs A/C 220V 30amps Regulated L6-30 Style outlet and 1 dedicated circuit

24" Shaker Unit Power Specs A/C 220V 30amps Regulated L6-30 Style outlet and 1 dedicated circuit

CHECK

Technology Requirements

PC with the following:

OS Windows 10, Windows 11

CPU Intel i7 quad core or equivalent

16GB memory

1TB hard drive

Monitor resolution 1600 x 900 minimum

RIP Software will be provided with the printer (rasterlink 7). Our technicians will provide instruction.

Our Technicians will train you on the machine at time of installation. As always, we are here to help.

Any questions after installation will be handled via phone or online support.

CHECK

Supply Requirements

If your set up did not include ink, powder, and film please be sure you have:

TxF150 requires PHT50 Ink set (C,M,Y,K,W,W) TxF300 requires (C,M,Y,K,W,W,W,W)

(1) Roll DTF Film

DTF Powder

(1) Flushing Liquid Cartridge 03 C-FL003-Z-22-1

CHECK

Important Notes

Refrain from booking any print jobs until you have been trained to operate your new equipment.

General understanding of graphic art programs like Illustrator or Corel Draw is a must.

Basic computer skills are required.

There will be a learning curve as with anything else you learn. DTF is a specific process and requires different skills than traditional screen printing.

Be sure to vent outside.

This equipment is big and heavy. Please prepare accordingly.

Please retain the shipping containers in case the printer ever needs to be sent back for service.

CHECK

Customer certifies that he/she/they/them has received and understands the equipment site and installation requirements laid out in this pre installation checklist. The customer agrees that ALL of the requirements have been met prior to installation of your DTF printer. If any of these requirements have not been met to the listed specifications at the time of your equipment and Garment Printer Ink technician arrival, the printer cannot be installed and the installation and training will be rescheduled at the customers expense.

Signature:

Printed Name:

Business Name:

Date: