




## Forever Tattoo Transfer Paper

1

**Set Print Mode:**  
Uninet iColor  
2-Step Temporary Tattoo



- Must be in Overprint
- Page size must match media being used.

iColor 500/600: 175g or Heavier  
iColor 550/540: 175g or Heavier  
iColor 560: 175g or Heavier  
iColor 650: 175g or Heavier  
iColor 800: 175g or Heavier

- Make sure design is mirrored

2




**White Overprint:**  
200% for lighter skin  
400% for darker skin

- The brighter white, slick matte side is the print side.

**Warning:**  
Never run the adhesive sheet through your printer!


3



Peel off a corner of the white backing paper from the B-Paper and fold it over.

Place the A-Paper face up on a flat surface. Now stick the exposed piece precisely on the corner of the A-Paper.


4



Use a squeegee, ruler to push the B-Paper backing paper away by rubbing over the B-Paper.


Now the glue is applied and the tattoo paper is ready for transfer.

5



Cut around the design as exact as possible, you can use a scissor or most cutters/plotters.

6



Peel the glossy foil printed layer away from the white paper liner and discard the liner

Lay the film down flat on the application area, white toner side DOWN.

7



Position the tattoo face down on clean and dry skin.

Soak the Tattoo with a damp towel until wet thoroughly. Apply light pressure to the tattoo.

8



It is ready to be peeled off, when it can be slid away without using much force



## Tech Tips

- **Smooth, clean, hairless skin is suggested when apply the tattoo, otherwise results will vary.**
- **Alcohol can be used in place of warm water when cleaning the application area if the skin is excessively moist.**
- **Regular application of moisturizer will prolong the life of the tattoo. Dry skin will cause the tattoo to flake prematurely.**
- **The tattoo has a high adhesive effect. Depending on the design and its size as well as where the tattoo is placed, the durability is about 2-4 days.**
- **If you wish to remove your tattoo earlier, you can simply use sticky tape / scotch tape or use skin oils and rub it off.**