


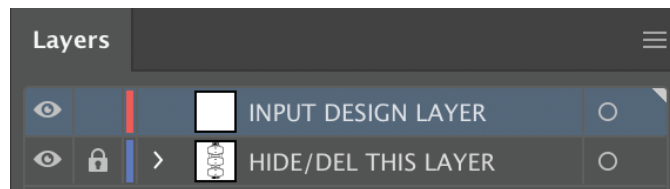
Epson - Zipper Platen Installation Diagram and instructions

Template Download URL: www.customplatens.com/Downloads
Use the coupon code **EZP** to download the template.




Epson - Zipper Platen Template Instructions

Open the template file in your design software, like illustrator, photoshop etc. You will have a template layer, and a design layer. Input your design on the design layer and move it on the template wherever you want it to print. Hide the template layer and save the design. Open the design in your RIP software, center align it and do a test print. You may need to move your design front/back depending on where you would like it to print.



1



2



3

