

# FITTINGS



## Hydraulic Fitting Families

The Continental fitting product line is broken into sections based on the fitting type:

1	2	3	4	5	6	7	8	9	10
B2	SG	S6, SE, DG	BT	UC	FG	TP	UT	Specialty	Ferrules
SR1SN	SR12	SR13	HR4	SR1SN	SR5	SR7	DUT	NSFX	SR1SN
DR1SN	ARC12	ARC13		SR2SN	DR5	TR7		Hot Oiler	SR2SN
SFS	SR13	SR15		SR3		NR7		SGUN	SR3
SR2SN	ARC13	ARC15		SR5		BR7		SHJ	SR5
DR2SN	SR15	XCP5S		DR5		SR8		IG	DR5
LR16SC	ARC15	XCP6S		SR6		TR8		IGHT	SR6
LR2SN	LCP4S			HR6		NR8		IGTC	HR6
LCP3	LCP6S			HR4		SR18		FXG	HR4
SR16SC	S4SP			SR14A					SR14A
ARC16SC	S4SH			SFS					SFS
DR16SC	XCP3S			SCP3					SCP3
XR16SC	XCP4S			ACP3					ACP3
SCP3	XCP5S			BOP					BOP
ACP3	XCP6S								SR13
XCP3									ARC13
XCP4									SR15
SR12									S4SP
ARC12									S4SH
Hot Oiler									XCP6S

## Quick-Find™ Fittings

Continental Brand Quick-Find™ Hydraulic Hose and Fitting catalog makes fitting selection very easy with a 5-step process.

### Step 1 - Choose the Hose Type

The first step in choosing the correct fitting is selecting the hose type from one of the 9 sections (excluding ferrules).

*Note: Some hose may appear in more than one section, depending on the hose dash size and/or whether the desired fitting solution is a one-piece (B2, BT, SG, S6), two-piece (UC, DG) or re-attachable (FG).*

### Step 2 - Choose the Fitting Description

Once the hose type has been identified, go to the correct section and view the available fittings for that particular hose. Within the content of each section there is a table for each fitting.

The Fitting Description at the top of each table describes the following elements:

<b>JIC 37° Flare (SAE J514)</b>	<b>Female</b>	<b>45° Elbow</b>	<b>Swivel</b>
Thread Description	Gender	Elbow	Swivel or Non-Swivel

### Step 3 - Choose Hose ID and Thread Size

Choose the correct fitting selected in Step 2 based on the Hose ID and Thread Size. In some cases, a fitting may be available in several thread sizes. As an example, a JIC 37° Flare (SAE J514) Female Swivel is available for a Hose ID of 3/8" and thread sizes 9/16 -18 and 3/4 -16.

### Step 4 - Determine Availability for Hose Type

With the desired fitting identified by Hose ID and thread size in Step 3, confirm the fitting is compatible for a particular hose type by referencing the hose listed in the footer shown on the bottom of the page.

### Step 5 - Note the Part Number

The fitting part number can now be noted. The part number is found on the left side of the chart. For UC and DG two-piece fittings, see Section 10 - Ferrules to find the appropriate ferrule.



Download the **MyCrimp App** for more information.

## General Information

Fitting Selection

## FITTINGS



# Hydraulic Fittings Nomenclature

EXAMPLE: **B2 - JCFX45 - 0608**



FITTING FAMILY	THREAD DESCRIPTION	HOSE DASH SIZE	THREAD DASH SIZE
<b>First 2 Characters</b>	<b>Next 2-7 Characters</b>	<b>Next 2 Characters</b>	<b>Last 2 Characters</b>
<b>B2</b> <b>BT</b> Ultra-Crimp™ <b>S6</b> (1-piece fitting) <b>SG</b>	Refer to the next page for detailed information.	All hose except SAE 100R5, DUT and Galaxy Hose:	See the Thread Reference Chart for converting dash size to thread sizes (starting on page 334).
<b>T7</b> Thermoplastic <b>T8</b> (1-piece fitting)		<b>02</b> 1/8" (32 mm) <b>03</b> 3/16" (4.8 mm) <b>04</b> 1/4" (6.4 mm) <b>05</b> 5/16" (7.9 mm) <b>06</b> 3/8" (9.5 mm) <b>08</b> 1/2" (12.7 mm) <b>10</b> 5/8" (15.9 mm) <b>12</b> 3/4" (19 mm) <b>16</b> 1" (25.4 mm) <b>20</b> 1 1/4" (31.8 mm) <b>24</b> 1 1/2" (38.1 mm) <b>32</b> 2" (50.8 mm) <b>40</b> 2 1/2" (63.5 mm)	<b>02</b> <b>03</b> <b>04</b> <b>05</b> <b>06</b> <b>08</b> <b>10</b> <b>12</b> <b>14</b> <b>15</b>
<b>FG</b> Field-Grip™ (1-piece reattachable fitting)		SAE 100R5, DUT and Galaxy Hose:	<b>16</b> <b>18</b> <b>20</b> <b>22</b> <b>24</b> <b>26</b> <b>28</b> <b>30</b> <b>32</b> <b>33</b> <b>36</b> <b>40</b> <b>42</b> <b>45</b> <b>52</b>
<b>UT</b> DUT Hose (1-piece reattachable fitting)			
<b>UC</b> Uni-Crimp™ Stem (2-piece fitting)			
<b>DG</b> Dual-Grip Stem (2-piece internal and external skive fitting)			
<b>PB</b> Push-On Brass (1-piece fitting)			
<b>SF</b> Saflex® (1-piece fitting)			
<b>GG</b> Grease Gun (1-piece fitting)			

## Warning - Selection of Fitting

Selection of the proper fittings for the application is essential to the proper operation and safe use of the hose and related equipment. Inadequate attention to the selection of the hose fitting for the application can result in hose leakage, bursting or other failures, which can cause serious bodily injury or property damage from spraying fluids or flying projectiles. Some of the factors involved in the selection of the proper hose ends are:

› **Fluid Compatibility** › **Pressure** › **Temperature** › **Installation Design** › **Hose Size** › **Corrosion Requirements**

If there are any questions as to what fitting should be used, Continental recommends that you consult the Continental Hydraulics Application Group for assistance.

### Proper Assembly of Continental Hose and Fittings

Continental hose, fittings and crimping equipment work together to provide an efficient and reliable hose connection. Continental hose and fittings are part of an engineered system and are to be assembled in accordance with Continental specifications. Using non-Continental components may produce an assembly that does not meet rated performance. Continental DOES NOT WARRANT, EXPRESSLY OR BY IMPLICATION, HOSE ASSEMBLIES THAT DO NOT INCORPORATE Continental HOSE AND FITTINGS, OR ARE NOT CRIMPED IN ACCORDANCE WITH Continental's PROCESS SPECIFICATIONS.

Buyers may elect to attach additional or non-standard parts or equipment, or to use different manufacturing specifications, as necessary to meet the requirements of the buyer or customer's application. In such cases, the buyer has sole responsibility to qualify the hose for these applications as necessary to ensure performance capability.

For guidance in the assembly of Continental hose and couplings, please refer to the Continental Crimp Specifications Manual. Information in this catalog is believed to be accurate, but is not warranted, and is subject to change without prior notice.

For the most current available product information, check [www.continental-industry.com](http://www.continental-industry.com).

### Hydraulic Fittings Nomenclature

Thread	Thread Description	Gender	Swivel	Elbow	Thread	Thread Description	Gender	Swivel	Elbow
JC FX		Female	Swivel		OF FX		Female	Swivel	
JC FX45		Female	Swivel	45° Elbow	OF FX45		Female	Swivel	45° Elbow
JC FX90		Female	Swivel	90° Elbow	OF FX90		Female	Swivel	90° Elbow
JC FX90L	JIC 37° Flare (SAE J514)	Female	Swivel	90° Elbow (Long Drop-Tube)	OF FX90L	O-Ring Face Seal (SAE J1453 ORS/ORFS)	Female	Swivel	90° Elbow (Long Drop-Tube)
JC FX90S		Female	Swivel	90° Elbow (Short Drop-Tube)	OF FX90S		Female	Swivel	90° Elbow (Short Drop-Tube)
JC M		Male			OF M		Male		
SF FX		Female	Swivel		OB M		Male		
SF FX45		Female	Swivel	45° Elbow	OB MX	O-Ring Boss Straight Thread (SAE J514)	Male	Swivel	
SF FX90		Female	Swivel	90° Elbow	OB MX90B		Male	Swivel	90° Block Elbow
SF FX90L	SAE 45° J512 Flare	Female	Swivel	90° Elbow (Long Drop-Tube)	FL				
SF FX90S		Female	Swivel	90° Elbow (Short Drop-Tube)	FL 22				22.5° Elbow
SF M		Male			FL 30				30° Elbow
SI F		Female			FL 45				45° Elbow
SI M		Male			FL 60	Code 61 Flange (SAE J518)			60° Elbow
SI MX	SAE 45° Inverted Flare	Male	Swivel		FL 67				67° Elbow
SI MX45		Male	Swivel	45° Elbow	FL 90				90° Elbow
SI MX90		Male	Swivel	90° Elbow	FL 110				110° Elbow
NP F		Female			FL 135				135° Elbow
NP FX		Female	Swivel		FL 90EOC	Engine Oil Connection			90° Elbow
NP M		Male			FH				
NP M90	NPTF	Male		90° Elbow	FH 22				22.5° Elbow
NP MX		Male	Swivel		FH 30				30° Elbow
NP MX90B		Male	Swivel	90° Block Elbow	FH 45	Code 62 Flange (SAE J518)			45° Elbow
NP MAPI	NPTF Oil Field Connection	Male			FH 60				60° Elbow
HM	Hose Mender				FH 67				67° Elbow
NS FX	NPSM	Female	Swivel		FH 90				90° Elbow
FT M	SAE J514 Flareless Tube Fittings	Male			CF				
GT F	Grease Trap	Female			CF 22				22.5° Elbow
SP	Standpipe				CF 30				30° Elbow
SP 45				45° Elbow	CF 45	Caterpillar® Flange			45° Elbow
					CF 60				60° Elbow
					CF 67				67° Elbow
					CF 90				90° Elbow

Continued on the next page.



Download the **MyCrimp App**  
for more information.

**General Information**  
Hydraulic Fittings Nomenclature

**FITTINGS**



## Hydraulic Fittings Nomenclature Continued

Thread	Thread Description	Gender	Swivel	Elbow
KF				
KF 45	Komatsu Flange			45° Elbow
KF 90				90° Elbow
BP		Female	Swivel	
BP	BSPP (British Standard Pipe Parallel)	Female	Swivel	45° Elbow
BP		Female	Swivel	90° Elbow
BP		Male	Swivel	
BT M	BSPT (British Standard Pipe Tapered)	Male		
BF FX	BSP Flat Seat (British Standard Pipe)	Female	Swivel	
DL FX		Female	Swivel	
DL FX45	DIN 24° Light	Female	Swivel	45° Elbow
DL FX90		Female	Swivel	90° Elbow
DL M		Male		

Thread	Thread Description	Gender	Swivel	Elbow
DH FX		Female	Swivel	
DH FX45	DIN 24° Heavy	Female	Swivel	45° Elbow
DH FX90		Female	Swivel	90° Elbow
DH M		Male		
DN FX45	DIN 60	Female	Swivel	45° Elbow
DN FX90		Female	Swivel	90° Elbow
KM		Female	Swivel	
KM	Komatsu 30° Flare (Metric Threads)	Female	Swivel	45° Elbow
KM		Female	Swivel	90° Elbow
JS FX	JIS 30° (Parallel Pipe Thread)	Female	Swivel	
PTT FX	PTT 30° (for DUT hose)	Female	Swivel	

## Hydraulic Ferrule Nomenclature

EXAMPLE: **UCF3 - 08**

**FERRULE FAMILY**

**HOSE DASH SIZE**

**First 4 characters of Part Number**

UCF1  
UCF2  
UCF3  
UCF4  
UCF5  
UCF6  
UCF7  
UCF8  
UCF9  
UCF10  
UCF11

DGF1 Dual-Grip Ferrules  
(to be used only with  
DGF2 Dual-Grip Stems).

**Last 2 characters of Part Number**

03 3/16" (4.8 mm)  
04 1/4" (6.4 mm)  
05 5/16" (7.9 mm)  
06 3/8" (9.5 mm)  
08 1/2" (12.7 mm)  
10 5/8" (15.9 mm)  
12 3/4" (19 mm)  
16 1" (25.4 mm)  
20 1 1/8" (31.8 mm)  
24 1 3/8" (38.1 mm)  
32 2" (50.8 mm)  
40 1 13/16" (63.5 mm)

# SECTION 1 - B2 FITTINGS

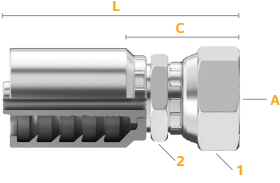
This section lists all fittings compatible with the following hose:

Hose	Description	Compatible Dash Size	Hose	Description	Compatible Dash Size
SR1SN	SAE 100R1AT / EN 853 1SN	All hose dash sizes	DR16SC	SAE 100R16 / EN 857 2SC	All hose dash sizes
DR1SN	SAE 100R1AT / EN 853 1SN	All hose dash sizes	XR16SC	SAE 100R16 / EN 857 2SC	All hose dash sizes
SFS	Fire Suppression	All hose dash sizes	SCP3	SAE 100R17	All hose dash sizes
SR2SN	SAE 100R2AT / EN 856 2SN	All hose dash sizes	ACP3	SAE 100R17	All hose dash sizes
DR2SN	SAE 100R2AT / EN 853 2SN	All hose dash sizes	XCP3	SAE 100R17	All hose dash sizes
LR2SN	SAE 100R2AT / EN 856 2SN	All hose dash sizes	XCP4	SAE 100R19 / ISO 11237	All hose dash sizes
LR16SC	SAE 100R16 / EN 857 2SC	All hose dash sizes	ACP4	SAE 100R19	All hose dash sizes
LCP3	SAE 100R17	All hose dash sizes	SR12	SAE 100R12 / EN 856 R12	Hose dash sizes -20 to -32
SR16SC	SAE 100R16 / EN 857 2SC	All hose dash sizes	ARC12	SAE 100R12 / EN 856 R12	Hose dash sizes -20 to -32
			ARC16SC	SAE 100R16 / EN 857 2SC	All hose dash sizes

## How to Use the Fittings Table







The fittings in this section will follow a similar table structure to the one seen on this page.

Fitting dimensions and attributes are explained below.



### Fitting Name

Fitting Description

Part Number	Product Number	SAP Number										
			Hose ID	Thread Size (A)	Hex 1 Wrench Size	Hex 2 Wrench Size	Cut-Off (C)	Length (L)				
			in.		in.	mm	in.	mm	in.	mm		
B2-JCFX-0404	14400-0404	20242031	1/4	7/16-20	5/8	16	9/16	14	1.17	29.6	2.15	54.5
B2-JCFX-0808	14400-0808	20242008	1/2	3/4-16	1	25	3/4	19	1.44	36.7	2.69	68.4

### Fitting Dimensions and Attributes

**Part Number** See Hydraulic Fittings Nomenclature on page 128 for a breakdown of part number attributes

**Hose ID** The compatible Hose ID

**Tube ID** The compatible Tube ID

**Thread Size** The thread size or sizes available for a particular fitting dash size (indicated by **A** in the fitting image)

**Flange Size** The flange size or sizes available for a particular fitting dash size (indicated by **A** in the fitting image)

**Hex Size** The wrench size for one or both nuts on the fitting (indicated by **1** or **2** in the fitting image)

**Drop** The length of the elbow (indicated by **D** in the fitting image)

**Cut-Off** The amount of hose to be cut for a correct assembly length (indicated by **C** in the fitting image)

**Length** The overall length of the fitting

**Skive Type** For applicable fittings, a skive type will be indicated as Skive, Non-Skive or Dual-Grip

Choose fittings carefully, considering the working pressure of both the hose and fitting. The maximum working pressure of the hose assembly is the lesser of the rated working pressure of the hose and the fitting. See page 333 for the Fittings Working Pressure Guide.



Download the **MyCrimp App** for more information.

**Section 1**  
B2 Fittings

**FITTINGS**



# B2 Fittings Overview

A complete overview of all B2 fittings found in this section.

<p><b>JIC 37° Flare (SAE J514)</b> Female Swivel</p>  <p>B2-JCFX P. 135</p>	<p><b>JIC 37° Flare (SAE J514)</b> Female 45° Elbow Swivel</p>  <p>B2-JCFX45 P. 136</p>	<p><b>JIC 37° Flare (SAE J514)</b> Female 90° Elbow Swivel</p>  <p>B2-JCFX90 P. 137</p>	<p><b>JIC 37° Flare (SAE J514)</b> Female 90° Block Elbow Swivel</p>  <p>B2-JCFX90B P. 139</p>
<p><b>JIC 37° Flare (SAE J514)</b> Male</p>  <p>B2-JCM P. 139</p>	<p><b>SAE 45° J512 Flare</b> Female Swivel</p>  <p>B2-SFFX P. 140</p>	<p><b>SAE 45° J512 Flare</b> Female 45° Elbow Swivel</p>  <p>B2-SFFX45 P. 141</p>	<p><b>SAE 45° J512 Flare</b> Female 90° Elbow Swivel</p>  <p>B2-SFFX90 P. 141</p>
<p><b>SAE 45° J512 Flare</b> Male</p>  <p>B2-SFM P. 142</p>	<p><b>SAE 45° Inverted Flare</b> Male Swivel</p>  <p>B2-SIMX P. 142</p>	<p><b>SAE 45° Inverted Flare</b> Male 45° Elbow Swivel</p>  <p>B2-SIMX45 P. 143</p>	<p><b>SAE 45° Inverted Flare</b> Male 90° Elbow Swivel</p>  <p>B2-SIMX90 P. 143</p>
<p><b>NPTF</b> Female</p>  <p>B2-NPF P. 144</p>	<p><b>NPTF</b> Female Swivel</p>  <p>B2-NPFX P. 144</p>	<p><b>NPTF</b> Male</p>  <p>B2-NPM P. 145</p>	<p><b>NPTF</b> Male Swivel</p>  <p>B2-NPMX P. 146</p>
<p><b>NPTF</b> Male 90° Block Elbow Swivel</p>  <p>B2-NPMX90B P. 147</p>	<p><b>NPSM</b> Female Swivel</p>  <p>B2-NSFX P. 147</p>	<p><b>GTF</b> Female</p>  <p>B2-GTF P. 148</p>	<p><b>SAE J514 Flareless Tube Fitting</b></p>  <p>B2-FTM P. 148</p>
<p><b>Standpipe</b></p>  <p>B2-SP P. 149</p>	<p><b>Standpipe</b> 45° Elbow</p>  <p>B2-SP45 P. 149</p>	<p><b>O-Ring Face Seal (SAE J1453 ORS/ORFS)</b> Female Swivel</p>  <p>B2-OFFX P. 150</p>	<p><b>O-Ring Face Seal (SAE J1453 ORS/ORFS)</b> Female 45° Elbow Swivel</p>  <p>B2-OFFX45 P. 151</p>
<p><b>O-Ring Face Seal (SAE J1453 ORS/ORFS)</b> Female 90° Elbow Swivel</p>  <p>B2-OFFX90 P. 152</p>	<p><b>O-Ring Face Seal (SAE J1453 ORS/ORFS)</b> Male</p>  <p>B2-OFM P. 153</p>	<p><b>O-Ring Boss Straight Thread (SAE J514)</b> Male</p>  <p>B2-OBM P. 154</p>	<p><b>O-Ring Boss Straight Thread (SAE J514)</b> Male Swivel</p>  <p>B2-OBMX P. 155</p>

**COMPATIBLE HOSE:**

SR1SN	SR2SN	LR16SC	DR16SC	ACP3	SR12	ARC16SC
DR1SN	DR2SN	LCP3	XR16SC	XCP3	ARC12	Hot Oiler
SFS	LR2SN	SR16SC	SCP3	XCP4		

For a detailed list, please refer to your Crimp Specifications Manual.




# B2 Fittings Overview

A complete overview of all B2 fittings found in this section.

## O-Ring Boss Straight Thread (SAE J514)

Male  
90° Block Elbow  
Swivel



B2-OBMX90B P. 155

## Code 61 Flange (SAE J518)



B2-FL P. 156

## Code 61 Flange (SAE J518)

22.5° Elbow



B2-FL22 P. 156

## Code 61 Flange (SAE J518)

30° Elbow



B2-FL30 P. 157

## Code 61 Flange (SAE J518)

45° Elbow



B2-FL45 P. 157

## Code 61 Flange (SAE J518)

60° Elbow



B2-FL60 P. 158

## Code 61 Flange (SAE J518)

67° Elbow



B2-FL67 P. 158

## Code 61 Flange (SAE J518)

90° Elbow



B2-FL90 P. 159

## Code 61 Flange (SAE J518)

110° Elbow



B2-FL110 P. 159

## Code 62 Flange (SAE J518)



B2-FH P. 160

## Code 62 Flange (SAE J518)

22.5° Elbow



B2-FH22 P. 160

## Code 62 Flange (SAE J518)

30° Elbow



B2-FH30 P. 161

## Code 62 Flange (SAE J518)

45° Elbow



B2-FH45 P. 161

## Code 62 Flange (SAE J518)

60° Elbow



B2-FH60 P. 162


## Code 62 Flange (SAE J518)

90° Elbow



B2-FH90 P. 162

## Caterpillar® Flange



B2-CF P. 163

## Caterpillar® Flange

22.5° Elbow



B2-CF22 P. 163

## Caterpillar® Flange

45° Elbow



B2-CF45 P. 163

## Caterpillar® Flange

60° Elbow



B2-CF60 P. 164

## Caterpillar® Flange

67° Elbow



B2-CF67 P. 164


## Caterpillar® Flange

90° Elbow




B2-CF90 P. 164

## IHUF Hammer Union




B2-IHUF P. 165

## IHUM Hammer Union



B2-IHUM P. 165

## Komatsu® Flange



B2-KF P. 165

## Komatsu® Flange

45° Elbow



B2-KF45 P. 165

## Komatsu® Flange

90° Elbow



B2-KF90 P. 166

## BSPP (British Standard Pipe Parallel)

Female  
Swivel



B2-BPFX P. 166

## BSPP (British Standard Pipe Parallel)




















Female  
45° Elbow  
Swivel



B2-BPFX45 P. 167

# B2 Fittings Overview

A complete overview of all B2 fittings found in this section.

<p><b>BSPP (British Standard Pipe Parallel)</b></p> <p>Female 90° Elbow Swivel</p>  <p>B2-BPFX90 P. 167</p>	<p><b>BSPP (British Standard Pipe Parallel)</b></p> <p>Male</p>  <p>B2-BPM P. 168</p>	<p><b>BSPT (British Standard Pipe Tapered)</b></p> <p>Male</p>  <p>B2-BTM P. 168</p>	<p><b>BSP Flat Seat (British Standard Pipe)</b></p> <p>Female Swivel</p>  <p>B2-BFFX P. 169</p>
<p><b>DIN 24° Light</b></p> <p>Female Swivel</p>  <p>B2-DLFX P. 169</p>	<p><b>DIN 24° Light</b></p> <p>Female 45° Elbow Swivel</p>  <p>B2-DLFX45 P. 170</p>	<p><b>DIN 24° Light</b></p> <p>Female 90° Elbow Swivel</p>  <p>B2-DLFX90 P. 170</p>	<p><b>DIN 24° Light</b></p> <p>Male</p>  <p>B2-DLM P. 171</p>
<p><b>DIN 24° Heavy</b></p> <p>Female Swivel</p>  <p>B2-DHFX P. 172</p>	<p><b>DIN 24° Heavy</b></p> <p>Female 45° Elbow Swivel</p>  <p>B2-DHFX45 P. 173</p>	<p><b>DIN 24° Heavy</b></p> <p>Female 90° Elbow Swivel</p>  <p>B2-DHFX90 P. 174</p>	<p><b>DIN 24° Heavy</b></p> <p>Male</p>  <p>B2-DHM P. 175</p>
<p><b>DIN 60°</b></p> <p>Female 45° Elbow Swivel</p>  <p>B2-DNFX45 P. 175</p>	<p><b>DIN 60°</b></p> <p>Female 90° Elbow Swivel</p>  <p>B2-DNFX90 P. 176</p>	<p><b>Komatsu® 30° Flare with Metric Threads</b></p> <p>Female Swivel</p>  <p>B2-KMFX P. 176</p>	<p><b>Komatsu® 30° Flare with Metric Threads</b></p> <p>Female 45° Elbow Swivel</p>  <p>B2-KMFX45 P. 177</p>
<p><b>Komatsu® 30° Flare with Metric Threads</b></p> <p>Female 90° Elbow Swivel</p>  <p>B2-KMFX90 P. 177</p>	<p><b>JIS 30° (Parallel Pipe Threads)</b></p> <p>Female Swivel</p>  <p>B2-JSFX P. 178</p>	<p><b>Hose Joiner</b></p> <p>Female</p>  <p>B2-HJ P. 178</p>	

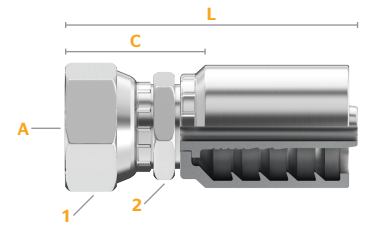
**COMPATIBLE HOSE:**







SR1SN	SR2SN	LR16SC	DR16SC	ACP3	SR12	ARC16SC
DR1SN	DR2SN	LCP3	XR16SC	XCP3	ARC12	Hot Oiler
SFS	LR2SN	SR16SC	SCP3	XCP4		

For a detailed list, please refer to your Crimp Specifications Manual.

## JIC 37° Flare (SAE J514)

Female / Swivel



Part Number	Product Number	SAP Number										
			Hose ID	Thread Size (A)	Hex 1 Wrench Size	Hex 2 Wrench Size	Cut-Off (C)	Length (L)				
			in.		in.	mm	in.	mm	in.	mm	in.	mm
B2-JCFX-0403	14400-0403	20293242	1/4	3/8-24	9/16	14	1/2	12	1.11	28.1	2.09	53.0
B2-JCFX-0404	14400-0404	20242031	1/4	7/16-20	5/8	16	9/16	14	1.17	29.6	2.15	54.5
B2-JCFX-0404S	14400-0404S	20286835	1/4	7/16-20	5/8	16	9/16	14	1.17	29.6	2.15	54.5
B2-JCFX-0405	14400-0405	20242032	1/4	1/2-20	11/16	17	9/16	14	1.24	31.4	2.22	56.3
B2-JCFX-0406	14400-0406	20242029	1/4	9/16-18	3/4	19	9/16	14	1.23	31.2	2.21	56.1
B2-JCFX-0406S	14400-0406S	20286836	1/4	9/16-18	3/4	19	9/16	14	1.23	31.2	2.21	56.1
B2-JCFX-0505	14400-0505	20242038	5/16	1/2-20	11/16	17	9/16	14	1.24	31.4	2.22	56.3
B2-JCFX-0506	14400-0506	20242037	5/16	9/16-18	3/4	19	9/16	14	1.23	31.2	2.21	56.1
B2-JCFX-0604	14400-0604	20265707	3/8	7/16-20	5/8	16	11/16	17	1.16	29.4	2.21	56.0
B2-JCFX-0604S	14400-0604S	20873071	3/8	7/16-20	5/8	16	11/16	17	1.16	29.4	2.21	56.0
B2-JCFX-0606	14400-0606	20242041	3/8	9/16-18	3/4	19	11/16	17	1.22	31.1	2.27	57.7
B2-JCFX-0606S	14400-0606S	20286837	3/8	9/16-18	3/4	19	11/16	17	1.22	31.1	2.27	57.7
B2-JCFX-0608	14400-0608	20242050	3/8	3/4-16	1	25	3/4	19	1.37	34.9	2.42	61.5
B2-JCFX-0608S	14400-0608S	20286838	3/8	3/4-16	1	25	3/4	19	1.37	34.9	2.42	61.5
B2-JCFX-0610	14400-0610	20242043	3/8	7/8-14	1 1/16	27	7/8	22	1.53	38.8	2.58	65.5
B2-JCFX-0612	14400-0612	20293243	3/8	1 1/16-12	1 1/4	32	1	25	1.64	41.6	2.69	68.3
B2-JCFX-0806	14400-0806	20242034	1/2	9/16-18	3/4	19	3/4	19	1.29	32.8	2.54	64.5
B2-JCFX-0806S	14400-0806S	20424925	1/2	9/16-18	3/4	19	3/4	19	1.29	32.8	2.54	64.5
B2-JCFX-0808	14400-0808	20242008	1/2	3/4-16	1	25	3/4	19	1.44	36.7	2.69	68.4
B2-JCFX-0808S	14400-0808S	20286839	1/2	3/4-16	1	25	3/4	19	1.44	36.7	2.69	68.4
B2-JCFX-0810	14400-0810	20242036	1/2	7/8-14	1 1/16	27	7/8	22	1.56	39.6	2.81	71.3
B2-JCFX-0810S	14400-0810S	20286840	1/2	7/8-14	1 1/16	27	7/8	22	1.56	39.6	2.81	71.3
B2-JCFX-0812	14400-0812	20241925	1/2	1 1/16-12	1 1/4	32	1	25	1.68	42.6	2.93	74.3
B2-JCFX-0816	14400-0816	20293244	1/2	1 3/16-12	1 1/2	38	1 1/4	32	1.83	46.5	3.08	78.2
B2-JCFX-1008	14400-1008	20242005	5/8	3/4-16	1	25	15/16	24	1.52	38.7	2.88	73.2
B2-JCFX-1010	14400-1010	20242004	5/8	7/8-14	1 1/16	27	15/16	24	1.67	42.4	3.03	76.9
B2-JCFX-1010S	14400-1010S	20286841	5/8	7/8-14	1 1/16	27	15/16	24	1.67	42.4	3.03	76.9
B2-JCFX-1012	14400-1012	20242026	5/8	1 1/16-12	1 1/4	32	1	25	1.68	42.6	3.04	77.1
B2-JCFX-1210	14400-1210	20242047	3/4	7/8-14	1 1/4	32	1 1/16	27	1.63	41.4	3.18	80.8
B2-JCFX-1212	14400-1212	20242025	3/4	1 1/16-12	1 1/4	32	1 1/16	27	1.74	44.2	3.29	83.6
B2-JCFX-1212S	14400-1212S	20286842	3/4	1 1/16-12	1 1/4	32	1 1/16	27	1.74	44.2	3.29	83.6
B2-JCFX-1214	14400-1214	20242049	3/4	1 3/16-12	1 1/16	36	1 1/4	32	1.76	44.6	3.31	84.0
B2-JCFX-1216	14400-1216	20242046	3/4	1 5/16-12	1 1/2	38	1 1/4	32	1.89	48.1	3.45	87.5

Continued on the next page.



Download the **MyCrimp App** for more information.

**Section 1**  
B2 Fittings

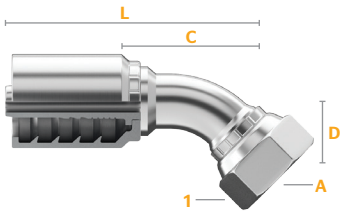
**FITTINGS**



JIC 37° Flare (Female) Continued

Part Number	Product Number	SAP Number	Hose ID	Thread Size (A)	Hex 1		Hex 2		Cut-Off (C)		Length (L)	
					Wrench Size	mm	Wrench Size	mm	in.	mm	in.	mm
B2-JCFX-1612	14400-1612	20241921	1	1 1/16-12	1 1/4	32	1 1/4	32	1.88	47.7	3.65	92.8
B2-JCFX-1616	14400-1616	20241916	1	1 3/16-12	1 1/2	38	1 1/4	32	1.96	49.8	3.74	94.9
B2-JCFX-1616S	14400-1616S	20286843	1	1 3/16-12	1 1/2	38	1 1/4	32	1.96	49.8	3.74	94.9
B2-JCFX-1620 <sup>T</sup>	14400-1620	20241919	1	1 3/8-12	2	50	1 3/8	41	2.07	52.5	3.84	97.6
B2-JCFX-2020S <sup>T</sup>	28400-2020S	20289599	1 1/4	1 3/8-12	2	50	1 3/8	41	2.15	54.6	4.20	106.6
B2-JCFX-2020 <sup>T</sup>	28400-2020	20241915	1 1/4	1 3/8-12	2	50	1 3/8	41	2.15	54.6	4.20	106.6
B2-JCFX-2024 <sup>T</sup>	28400-2024	20293262	1 1/4	1 7/8-12	2 3/16	55	2	50	2.45	62.1	4.49	114.1
B2-JCFX-2424S <sup>T</sup>	28400-2424S	20289598	1 1/2	1 7/8-12	2 3/16	55	2	50	2.42	61.4	4.75	120.6
B2-JCFX-2424 <sup>T</sup>	28400-2424	20241928	1 1/2	1 7/8-12	2 3/16	55	2	50	2.42	61.4	4.75	120.6
B2-JCFX-3232 <sup>T</sup>	28400-3232	20242028	2	2 1/2-12	70 mm	70	2 3/16	65	2.88	73.1	5.71	145.1
B2-JCFX-3232S <sup>T</sup>	28400-3232S	20739385	2	2 1/2-12	2 3/4	70	2 3/16	65	2.88	73.1	5.71	145.1

S=Stainless Steel T=Thrust-Wire Nut (See Fitting Identification in Appendix for more information.)



## JIC 37° Flare (SAE J514)

Female / 45° Elbow / Swivel



Part Number	Product Number	SAP Number	Hose ID	Thread Size (A)	Hex 1		Drop (D)		Cut-Off (C)		Length (L)	
					Wrench Size	mm	in.	mm	in.	mm	in.	mm
B2-JCFX45-0404	14420-0404	20241948	1/4	7/16-20	5/8	16	0.39	10	1.457	37.0	2.437	61.9
B2-JCFX45-0405	14420-0405	20241962	1/4	1/2-20	11/16	17	0.47	12	1.46	37.0	2.44	61.9
B2-JCFX45-0406	14420-0406	20241949	1/4	9/16-18	3/4	19	0.43	11	1.54	39.0	2.52	63.9
B2-JCFX45-0604	14420-0604	20873201	3/8	7/16-20	5/8	16	0.41	10	1.457	37.1	2.506	63.8
B2-JCFX45-0606	14420-0606	20241950	3/8	9/16-18	3/4	19	0.43	11	1.81	46.0	2.86	72.6
B2-JCFX45-0608	14420-0608	20241954	3/8	3/4-16	1	25	0.59	15	1.85	47.0	2.90	73.6
B2-JCFX45-0806	14420-0806	20873202	1/2	9/16-18	3/4	19	0.59	15	2.047	52.0	3.294	83.7
B2-JCFX45-0808	14420-0808	20241963	1/2	3/4-16	1	25	0.59	15	2.05	52.0	3.29	83.7
B2-JCFX45-0810	14420-0810	20241965	1/2	7/8-14	1 1/16	27	0.63	16	2.01	51.0	3.26	82.7
B2-JCFX45-1010	14420-1010	20241980	5/8	7/8-14	1 1/16	27	0.87	22	2.56	65.0	3.92	99.5
B2-JCFX45-1012	14420-1012	20241967	5/8	1 1/16-12	1 1/4	32	0.83	21	2.72	69.0	4.07	103.5
B2-JCFX45-1212	14420-1212	20241951	3/4	1 1/16-12	1 1/4	32	0.83	21	2.64	67.0	4.19	106.5
B2-JCFX45-1216	14420-1216	20241953	3/4	1 3/16-12	1 1/2	38	1.02	26	2.80	71.0	4.35	110.4
B2-JCFX45-1612	14420-1612	20293221	1	1 1/16-12	1 1/4	32	1.18	30	2.76	70.0	4.53	115.1
B2-JCFX45-1616	14420-1616	20241957	1	1 3/16-12	1 1/2	38	0.95	24	3.11	79.0	4.89	124.1
B2-JCFX45-2020 <sup>T</sup>	28420-2020	20241961	1 1/4	1 3/8-12	2	50	1.46	37	3.82	97.0	6.18	157.0
B2-JCFX45-2424 <sup>T</sup>	28420-2424	20241960	1 1/2	1 7/8-12	2 3/16	55	1.69	43	4.45	113.0	7.15	181.5

T=Thrust-Wire Nut (See Fitting Identification in Appendix for more information.)

# FITTINGS



## Section 1 B2 Fittings

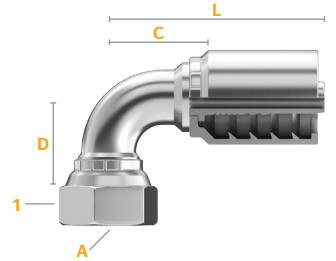
### COMPATIBLE HOSE:

SR1SN SR2SN LR16SC DR16SC ACP3 SR12 ARC16SC  
 DR1SN DR2SN LCP3 XR16SC XCP3 ARC12 Hot Oiler  
 SFS LR2SN SR16SC SCP3 XCP4

For a detailed list, please refer to your Crimp Specifications Manual.

# JIC 37° Flare (SAE J514)

Female / 90° Elbow / Swivel



Part Number	Product Number	SAP Number	Thread		Hex 1 Wrench Size		Elbow Type*	Drop (D)		Cut-Off (C)		Length (L)	
			Hose ID	Size (A)	in.	mm		in.	mm	in.	mm	in.	mm
B2-JCFX90-0404	14425-0404	20241909	1/4	7/16-20	5/8	16		1.26	32.0	1.34	34.0	2.32	58.9
B2-JCFX90-0404S	14425-0404S	20873072	1/4	7/16-20	5/8	16		1.26	32.0	1.34	34.0	2.32	58.9
B2-JCFX90L-0404	14440-0404	20241985	1/4	7/16-20	5/8	16	LT	1.81	46.0	1.25	31.8	2.23	56.7
B2-JCFX90S-0404	14445-0404	20241929	1/4	7/16-20	5/8	16	ST	0.83	21.0	1.06	27.0	2.04	51.9
B2-JCFX90S-0404S	14445-0404S	20797255	1/4	7/16-20	5/8	16	ST	0.83	21.0	1.06	27.0	2.04	51.9
B2-JCFX90-0405	14425-0405	20241913	1/4	1/2-20	11/16	17		1.18	30.0	1.02	26.0	2.00	50.9
B2-JCFX90L-0405	14440-0405	20241988	1/4	1/2-20	11/16	17	LT	1.77	45.0	1.02	26.0	2.00	50.9
B2-JCFX90S-0405	14445-0405	20241938	1/4	1/2-20	11/16	17	ST	0.93	23.5	1.02	26.0	2.00	50.9
B2-JCFX90-0406	14425-0406	20241896	1/4	9/16-18	3/4	19		1.50	38.0	1.10	28.0	2.08	52.9
B2-JCFX90-0406S	14425-0406S	20873073	1/4	9/16-18	3/4	19		1.50	38.0	1.10	28.0	2.08	52.9
B2-JCFX90L-0406	14440-0406	20241970	1/4	9/16-18	3/4	19	LT	2.13	54.0	1.34	34.0	2.32	58.9
B2-JCFX90S-0406	14445-0406	20241939	1/4	9/16-18	3/4	19	ST	0.91	23.0	1.22	31.0	2.20	55.9
B2-JCFX90-0505	14425-0505	20873172	5/16	1/2-20	11/16	17		1.38	35.0	1.34	34.0	2.32	58.9
B2-JCFX90-0506	14425-0506	20873173	5/16	9/16-18	3/4	19		1.38	35.0	1.30	33.0	2.28	57.9
B2-JCFX90-0604	14425-0604	20293223	3/8	7/16-20	5/8	16		1.26	32.0	1.38	35.0	2.43	61.6
B2-JCFX90-0604S	14425-0604S	20873074	3/8	7/16-20	5/8	16		1.26	32.0	1.38	35.0	2.43	61.6
B2-JCFX90L-0604	14440-0604	20293222	3/8	7/16-20	5/8	16	LT	1.81	46.0	1.22	31.0	2.27	57.6
B2-JCFX90S-0604	14445-0604	20265709	3/8	7/16-20	5/8	16	ST	0.83	21.0	1.10	28.0	2.15	54.6
B2-JCFX90-0606	14425-0606	20241902	3/8	9/16-18	3/4	19		1.38	35.0	1.22	31.0	2.27	57.6
B2-JCFX90-0606S	14425-0606S	20873075	3/8	9/16-18	3/4	19		1.38	35.0	1.22	31.0	2.27	57.6
B2-JCFX90L-0606	14440-0606	20241974	3/8	9/16-18	3/4	19	LT	2.13	54.0	1.69	43.0	2.74	69.6
B2-JCFX90S-0606	14445-0606	20241944	3/8	9/16-18	3/4	19	ST	0.91	23.0	1.65	42.0	2.70	68.7
B2-JCFX90-0608	14425-0608	20241895	3/8	3/4-16	1	25		1.61	41.0	1.54	39.0	2.58	65.6
B2-JCFX90-0608S	14425-0608S	20873076	3/8	3/4-16	1	25		1.61	41.0	1.54	39.0	2.58	65.6
B2-JCFX90L-0608	14440-0608	20241973	3/8	3/4-16	1	25	LT	2.52	64.0	1.85	47.0	2.90	73.6
B2-JCFX90S-0608	14445-0608	20241943	3/8	3/4-16	1	25	ST	1.14	29.0	1.93	49.0	2.98	75.6
B2-JCFX90-0806	14425-0806	20873203	1/2	9/16-18	3/4	19		1.50	38.1	1.50	38.1	2.51	63.8
B2-JCFX90-0808	14425-0808	20241914	1/2	3/4-16	1	25		1.58	40.0	1.46	37.0	2.70	68.7
B2-JCFX90L-0808	14440-0808	20241978	1/2	3/4-16	1	25	LT	2.52	64.0	1.97	50.0	3.22	81.7
B2-JCFX90S-0808	14445-0808	20241936	1/2	3/4-16	1	25	ST	1.14	29.0	1.81	46.0	3.06	77.7
B2-JCFX90-0808S	14425-0808S	20424924	1/2	3/4-16	1	25		1.58	40.0	1.46	37.0	2.70	68.7
B2-JCFX90-0810	14425-0810	20241911	1/2	7/8-14	1 1/16	27		1.85	47.0	1.69	43.0	2.94	74.7
B2-JCFX90L-0810	14440-0810	20241987	1/2	7/8-14	1 1/16	27	LT	2.56	65.0	1.46	37.0	2.70	68.7
B2-JCFX90S-0810	14445-0810	20241946	1/2	7/8-14	1 1/16	27	ST	1.26	32.0	1.81	46.0	3.06	77.7
B2-JCFX90-0812	14425-0812	20241908	1/2	1 1/16-12	1 1/4	32		1.81	46.0	1.46	37.0	2.70	68.7

Continued on the next page.



Download the **MyCrimp App** for more information.

## Section 1 B2 Fittings

## FITTINGS



## JIC 37° Flare (Female 90° Elbow) Continued

Part Number	Product Number	SAP Number	Hose ID	Thread Size (A)	Hex 1		Elbow Type*	Drop (D)		Cut-Off (C)		Length (L)	
					Wrench Size	mm		in.	mm	in.	mm	in.	mm
B2-JCFX90-1010	14425-1010	20241932	5/8	7/8-14	1 1/16	27		1.89	48.0	1.93	49.0	3.29	83.5
B2-JCFX90-1010S	14425-1010S	20873077	5/8	7/8-14	1 1/16	27		1.89	48.0	1.93	49.0	3.29	83.5
B2-JCFX90L-1010	14440-1010	20241976	5/8	7/8-14	1 1/16	27	LT	2.56	65.0	1.97	50.0	3.32	84.4
B2-JCFX90S-1010	14445-1010	20241923	5/8	7/8-14	1 1/16	27	ST	1.26	32.0	1.93	49.0	3.29	83.5
B2-JCFX90-1012	14425-1012	20241930	5/8	1 1/16-12	1 1/4	32		2.28	58.0	1.89	48.0	3.25	82.5
B2-JCFX90S-1012	14445-1012	20241945	5/8	1 1/16-12	1 1/4	32	ST	1.89	48.0	1.89	48.0	3.25	82.5
B2-JCFX90S-1208	14445-1208	20265741	3/4	3/4-16	1	25	ST	1.14	29.0	1.65	42.0	3.21	81.5
B2-JCFX90-1210	14425-1210	20293224	3/4	7/8-14	1 1/16	27		1.89	48.0	1.97	50.0	3.52	89.5
B2-JCFX90-1212	14425-1212	20241897	3/4	1 1/16-12	1 1/4	32		2.13	54.0	2.05	52.0	3.60	91.4
B2-JCFX90-1212S	14425-1212S	20873078	3/4	1 1/16-12	1 1/4	32		2.13	54.0	2.05	52.0	3.60	91.4
B2-JCFX90L-1212	14440-1212	20241971	3/4	1 1/16-12	1 1/4	32	LT	3.74	95.0	2.13	54.0	3.68	93.4
B2-JCFX90S-1212	14445-1212	20241940	3/4	1 1/16-12	1 1/4	32	ST	1.81	46.0	2.28	58.0	3.84	97.4
B2-JCFX90S-1212S	14445-1212S	20797257	3/4	1 1/16-12	1 1/4	32	ST	1.81	46.0	2.28	58.0	3.84	97.4
B2-JCFX90S-1214	14445-1214	20241942	3/4	1 3/16-12	1 7/16	36	ST	2.07	52.6	1.93	49.0	3.48	88.5
B2-JCFX90-1216	14425-1216	20241900	3/4	1 1/8-12	1 1/2	38		2.84	72.0	2.09	53.0	3.64	92.5
B2-JCFX90S-1216	14445-1216	20662000	3/4	1 1/8-12	1 1/2	38	ST	2.28	57.8	1.99	50.5	3.54	90.0
B2-JCFX90-1616	14425-1616	20241977	1	1 1/8-12	1 1/2	38		2.81	71.4	2.89	73.4	4.67	118.5
B2-JCFX90-1616S	14425-1616S	20873132	1	1 1/8-12	1 1/2	38		2.81	71.4	2.89	73.4	4.67	118.5
B2-JCFX90L-1616	14440-1616	20241983	1	1 1/8-12	1 1/2	38	LT	4.49	114.0	3.11	79.0	4.89	124.1
B2-JCFX90L-1616S	14440-1616S	20873133	1	1 1/8-12	1 1/2	38	LT	4.49	114.0	3.11	79.0	4.89	124.1
B2-JCFX90S-1616	14445-1616	20241934	1	1 1/8-12	1 1/2	38	ST	2.21	56.0	2.91	74.0	4.69	119.1
B2-JCFX90S-1616S	14445-1616S	20797550	1	1 1/8-12	1 1/2	38	ST	2.21	56.0	2.91	74.0	4.69	119.1
B2-JCFX90-2020S <sup>T</sup>	28425-2020S	20873135	1 1/4	1 1/8-12	2	50		3.07	78.0	3.23	82.0	5.28	134.0
B2-JCFX90-2020 <sup>T</sup>	28425-2020	20241906	1 1/4	1 1/8-12	2	50		3.07	78.0	3.23	82.0	5.28	134.0
B2-JCFX90-2024 <sup>T</sup>	28425-2024	20432492	1 1/4	1 7/8-12	2 3/16	55		3.386	86.1	3.937	100.0	5.938	150.9
B2-JCFX90-2424S <sup>T</sup>	28425-2424S	20933821	1 1/2	1 1/8-12	2 3/16	55		3.62	91.9	3.94	100.0	6.27	159.1
B2-JCFX90-2424 <sup>T</sup>	28425-2424	20241904	1 1/2	1 1/8-12	2 3/16	55		3.62	91.9	3.94	100.0	6.27	159.1
B2-JCFX90-3232S <sup>T</sup>	28425-3232S	20933822	2	2 1/2-12	2 3/4	70		5.51	140.0	5.08	129.0	7.914	200.9
B2-JCFX90-3232 <sup>T</sup>	28425-3232	20657096	2	2 1/2-12	2 3/4	70		5.51	140.0	5.08	129.0	7.91	200.9

S=Stainless Steel T=Thrust-Wire Nut (See Fitting Identification in Appendix for more information) \*Elbow Type: LT=Long Tube ST=Short Tube

## FITTINGS



## Section 1

## B2 Fittings

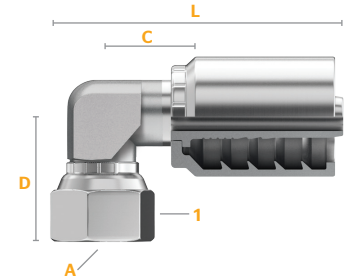
## COMPATIBLE HOSE:

SR1SN	SR2SN	LR16SC	DR16SC	ACP3	SR12	ARC16SC
DR1SN	DR2SN	LCP3	XR16SC	XCP3	ARC12	Hot Oiler
SFS	LR2SN	SR16SC	SCP3	XCP4		

For a detailed list, please refer to your Crimp Specifications Manual.

## JIC 37° Flare (SAE J514)

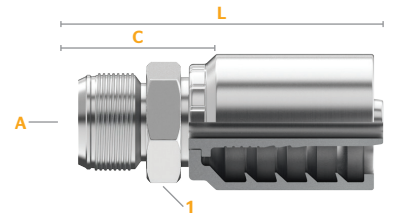
Female / 90° Block Elbow / Swivel



Part Number	Product Number	SAP Number	Hose ID	Thread Size (A)	Hex 1 Wrench Size		Drop (D)		Cut-Off (C)		Length (L)	
					in.	mm	in.	mm	in.	mm	in.	mm
B2-JCFX90B-0404	14447-0404	20840617	1/4	7/16 - 20	5/8	19	1.14	29.0	0.71	18.0	1.69	42.9
B2-JCFX90B-0606	14447-0606	20840880	3/8	9/16 - 18	3/4	25	1.13	28.7	0.87	22.1	1.92	48.8
B2-JCFX90B-0808	14447-0808	20840881	1/2	3/4 - 16	1	16	1.66	42.2	1.1	27.9	2.41	61.2

## JIC 37° Flare (SAE J514)

Male



Part Number	Product Number	SAP Number	Hose ID	Thread Size (A)	Hex 1 Wrench Size		Cut-Off (C)		Length (L)	
					in.	mm	in.	mm	in.	mm
B2-JCM-0404	14450-0404	20241990	1/4	7/16-20	1/2	12	0.99	25.2	1.97	50.1
B2-JCM-0405	14450-0405	20241991	1/4	1/2-20	9/16	14	1.03	26.2	2.01	51.1
B2-JCM-0406	14450-0406	20241995	1/4	9/16-18	11/16	17	1.04	26.4	2.02	51.3
B2-JCM-0506	14450-0506	20242012	5/16	9/16-18	11/16	17	1.04	26.5	2.02	51.4
B2-JCM-0606	14450-0606	20242014	3/8	9/16-18	11/16	17	1.05	26.6	2.10	53.2
B2-JCM-0608	14450-0608	20242007	3/8	3/4-16	3/4	19	1.14	28.9	2.19	55.5
B2-JCM-0610	14450-0610	20242024	3/8	7/8-14	15/16	24	1.33	33.8	2.38	60.5
B2-JCM-0808	14450-0808	20241994	1/2	3/4-16	3/4	19	1.17	29.8	2.42	61.4
B2-JCM-0808S	14450-0808S	20424921	1/2	3/4-16	3/4	19	1.17	29.8	2.42	61.4
B2-JCM-0810	14450-0810	20241993	1/2	7/8-14	15/16	24	1.35	34.4	2.60	66.0
B2-JCM-0812	14450-0812	20241997	1/2	1 1/16 - 12	1 1/16	27	1.46	37.1	2.71	68.7
B2-JCM-1008	14450-1008	20441227	5/8	3/4-16	15/16	24	1.21	30.8	2.57	65.3
B2-JCM-1010	14450-1010	20242010	5/8	7/8-14	15/16	24	1.38	35.0	2.73	69.4
B2-JCM-1012	14450-1012	20242011	5/8	1 1/16 - 12	1 1/16	27	1.46	37.1	2.82	71.5
B2-JCM-1210	14450-1210	20293165	3/4	7/8-14	1 1/16	27	1.38	35.0	2.93	74.4
B2-JCM-1212	14450-1212	20242022	3/4	1 1/16 - 12	1 1/16	27	1.48	37.7	3.04	77.1
B2-JCM-1214	14450-1214	20242020	3/4	1 3/16 - 12	1 1/4	32	1.62	41.0	3.17	80.5
B2-JCM-1216	14450-1216	20242018	3/4	1 3/16 - 12	1 3/8	36	1.66	42.2	3.21	81.6

Continued on the next page.



Download the **MyCrimp App** for more information.

**Section 1**  
B2 Fittings

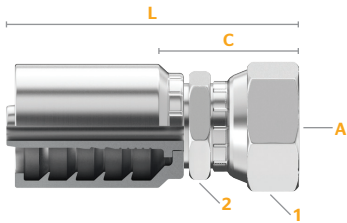
**FITTINGS**



JIC 37° Flare (Male) Continued

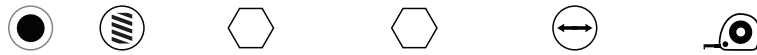
Part Number	Product Number	SAP Number	Hose ID	Thread Size (A)	Hex 1		Cut-Off (C)		Length (L)	
					Wrench Size	mm	in.	mm	in.	mm
B2-JCM-1616	14450-1616	20242002	1	1 1/16-12	1 1/16	36	1.67	42.4	3.45	87.5
B2-JCM-1620	14450-1620	20242016	1	1 1/8-12	1 1/8	46	1.84	46.8	3.62	91.9
B2-JCM-2020	28450-2020	20241999	1 1/4	1 1/8-12	1 1/8	46	1.91	48.5	3.96	100.5
B2-JCM-2020S	28450-2020S	20933823	1 1/4	1 1/8-12	1 1/8	46	1.91	48.6	3.96	100.5
B2-JCM-2024	28450-2024	20241998	1 1/4	1 7/8-12	2	50	2.08	52.8	4.12	104.7
B2-JCM-2424	28450-2424	20242027	1 1/2	1 7/8-12	2	50	2.08	52.7	4.40	111.8
B2-JCM-2424S	28450-2424S	20933824	1 1/2	1 7/8-12	2	50	2.08	52.7	4.40	111.8
B2-JCM-3232	28450-3232	20242023	2	2 1/2-12	2 3/16	65	2.45	62.1	5.28	134.1
B2-JCM-3232S	28450-3232S	20933825	2	2 1/2-12	2 3/16	65	2.45	62.1	5.28	134.1

S=Stainless Steel (See Fitting Identification in Appendix for more information.)



## SAE 45° J512 Flare

Female / Swivel



Part Number	Product Number	SAP Number	Hose ID	Thread Size (A)	Hex 1		Hex 2		Cut-Off (C)		Length (L)	
					Wrench Size	mm	in.	mm	in.	mm	in.	mm
B2-SFFX-0606	14775-0606	20241706	3/8	5/8-18	7/8	22	3/4	19	1.32	33.6	2.371	60.2
B2-SFFX-0608	14775-0608	20293245	3/8	3/4-16	1	25	3/4	19	1.37	34.9	2.423	61.5
B2-SFFX-0808	14775-0808	20662003	1/2	3/4-16	1 1/16	27	3/4	19	1.3	33.6	2.4	60.2
B2-SFFX-0810	14775-0810	20293246	1/2	7/8-14	1 1/16	27	7/8	22	1.60	40.6	2.846	72.3
B2-SFFX-1212	14775-1212	20241707	3/4	1 1/8-14	1 1/4	32	1 1/16	27	1.74	44.2	3.29	83.6

COMPATIBLE HOSE:

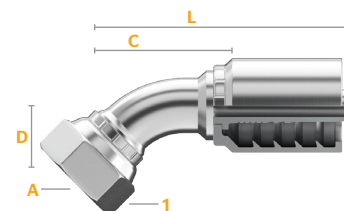
SR1SN	SR2SN	LR16SC	DR16SC	ACP3	SR12	ARC16SC
DR1SN	DR2SN	LCP3	XR16SC	XCP3	ARC12	Hot Oiler
SFS	LR2SN	SR16SC	SCP3	XCP4		

For a detailed list, please refer to your Crimp Specifications Manual.



## SAE 45° J512 Flare

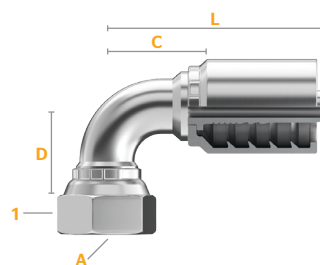
Female / 45° Elbow / Swivel



Part Number	Product Number	SAP Number	Hose ID	Thread Size (A)	Hex 1 Wrench Size		Drop (D)		Cut-Off (C)		Length (L)	
			in.		in.	mm	in.	mm	in.	mm	in.	mm
B2-SFFX45-0606	14777-0606	20293247	3/8	5/8-18	7/8	22	0.47	12.0	1.81	45.99	2.86	72.64
B2-SFFX45-0808	14777-0808	20293248	1/2	3/4-16	1	25	0.59	15.0	2.05	51.99	3.294	83.67
B2-SFFX45-1212	14777-1212	20441271	3/4	1 1/16-14	1 1/4	32	0.83	21.0	2.64	67.0	4.191	106.5

## SAE 45° J512 Flare

Female / 90° Elbow / Swivel



Part Number	Product Number	SAP Number	Hose ID	Thread Size (A)	Hex 1 Wrench Size		Drop (D)		Cut-Off (C)		Length (L)	
			in.		in.	mm	in.	mm	in.	mm	in.	mm
B2-SFFX90-0606	14780-0606	20293249	3/8	5/8-18	7/8	22	0.95	24.0	1.654	42.0	2.70	68.7
B2-SFFX90L-0606	14781-0606	20293250	3/8	5/8-18	7/8	22	2.19	55.5	1.693	43.0	2.74	69.6
B2-SFFX90S-0808	14783-0808	20293251	1/2	3/4-16	1	25	1.14	29.0	1.811	46.0	3.06	77.7
B2-SFFX90-1212	14780-1212	20441304	3/4	1 1/16-14	1 1/4	32	1.85	47.0	1.69	43.0	2.94	74.7

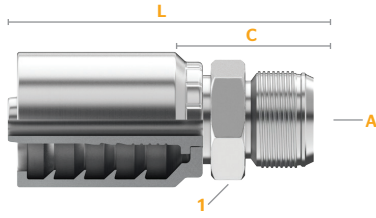


Download the **MyCrimp App** for more information.

**Section 1**  
B2 Fittings

**FITTINGS**



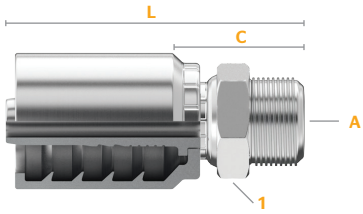


## SAE 45° J512 Flare

Male



Part Number	Product Number	SAP Number	Hose ID	Thread Size (A)	Hex 1 Wrench Size		Cut-Off (C)		Length (L)	
			in.		in.	mm	in.	mm	in.	mm
B2-SFM-0606	14785-0606	20293213	3/8	5/8-18	5/8	16	1.12	28.5	2.17	55.2
B2-SFM-0608	14785-0608	20293214	3/8	3/4-16	3/4	19	1.23	31.2	2.28	57.9
B2-SFM-0808	14785-0808	20293215	1/2	3/4-16	3/4	19	1.27	32.1	2.51	63.8
B2-SFM-1212	14785-1212	20293216	3/4	1 1/8-14	1 1/8	27	1.62	41.1	3.17	80.6



## SAE 45° Inverted Flare

Male / Swivel



Part Number	Product Number	SAP Number	Hose ID	Thread Size (A)	Hex 1 Wrench Size		Cut-Off (C)		Length (L)	
			in.		in.	mm	in.	mm	in.	mm
B2-SIMX-0403	14800-0403	20293166	1/4	3/8-24	1/2	12	1.68	42.7	2.663	67.6
B2-SIMX-0404	14800-0404	20293167	1/4	7/16-24	1/2	12	1.70	43.1	2.675	67.9
B2-SIMX-0405	14800-0405	20293168	1/4	1/2-20	9/16	14	1.83	46.6	2.814	71.5
B2-SIMX-0605	14800-0605	20293169	3/8	1/2-20	9/16	14	1.84	46.8	2.89	73.4
B2-SIMX-0606	14800-0606	20293170	3/8	5/8-18	11/16	17	1.89	48.0	2.94	74.7
B2-SIMX-0607	14800-0607	20293171	3/8	11/16-18	3/4	19	1.92	48.7	2.965	75.3
B2-SIMX-0808	14800-0808	20293172	1/2	3/4-18	3/4	19	2.00	50.8	3.248	82.5
B2-SIMX-0810	14800-0810	20293173	1/2	7/8-18	15/16	24	2.07	52.7	3.321	84.4

# FITTINGS



## Section 1

B2 Fittings

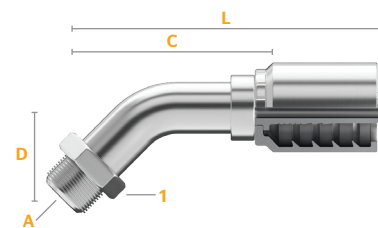
### COMPATIBLE HOSE:

SR1SN SR2SN LR16SC DR16SC ACP3 SR12 ARC16SC  
 DR1SN DR2SN LCP3 XR16SC XCP3 ARC12 Hot Oiler  
 SFS LR2SN SR16SC SCP3 XCP4

For a detailed list, please refer to your Crimp Specifications Manual.

## SAE 45° Inverted Flare

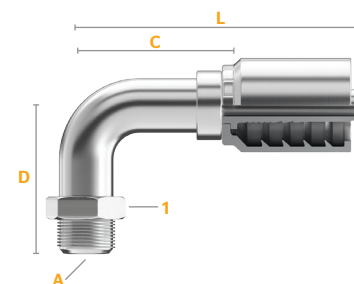
Male / 45° Elbow / Swivel



Part Number	Product Number	SAP Number	Hose ID		Thread Size (A)		Hex 1 Wrench Size		Drop (D)		Cut-Off (C)		Length (L)	
			in.	mm	in.	mm	in.	mm	in.	mm	in.	mm		
B2-SIMX45-0403	14810-0403	20293174	1/4		3/8-24		1/2	12	1.24	31.49	2.68	68.1	3.66	93.0
B2-SIMX45-0404	14810-0404	20293175	1/4		7/16-24		1/2	12	1.24	31.49	2.68	68.1	3.66	93.0
B2-SIMX45-0604	14810-0604	20293382	3/8		7/16-24		1/2	12	1.57	39.87	2.95	74.9	4.00	101.6
B2-SIMX45-0605	14810-0605	20293177	3/8		1/2-20		9/16	14	1.50	38.10	2.99	75.9	4.04	102.6
B2-SIMX45-0606	14810-0606	20293178	3/8		5/8-18		11/16	17	1.50	38.10	2.99	75.9	4.04	102.6
B2-SIMX45-0607	14810-0607	20293179	3/8		11/16-18		3/4	19	1.50	38.10	2.99	75.9	4.04	102.6

## SAE 45° Inverted Flare

Male / 90° Elbow / Swivel



Part Number	Product Number	SAP Number	Hose ID		Thread Size (A)		Hex 1 Wrench Size		Drop (D)		Cut-Off (C)		Length (L)	
			in.	mm	in.	mm	in.	mm	in.	mm	in.	mm		
B2-SIMX90-0403	14815-0403	20293180	1/4		3/8-24		1/2	12	1.97	50.0	1.38	35.1	2.36	59.9
B2-SIMX90-0404	14815-0404	20293181	1/4		7/16-24		1/2	12	2.05	52.1	1.30	33.0	2.28	57.9
B2-SIMX90-0405	14815-0405	20293182	1/4		1/2-20		9/16	14	1.96	49.8	1.52	38.6	2.50	63.5
B2-SIMX90-0604	14815-0604	20293183	3/8		7/16-24		1/2	12	2.44	62.0	1.34	34.0	2.39	60.7
B2-SIMX90-0605	14815-0605	20293184	3/8		1/2-20		9/16	14	2.44	62.0	1.38	35.1	2.43	61.7
B2-SIMX90-0606	14815-0606	20293185	3/8		5/8-18		11/16	17	2.44	62.0	1.38	35.1	2.43	61.7
B2-SIMX90-0607	14815-0607	20293186	3/8		11/16-18		3/4	19	2.44	62.0	1.38	35.1	2.43	61.7
B2-SIMX90-0808	14815-0808	20293187	1/2		3/4-18		3/4	19	2.32	58.9	2.13	54.1	3.38	85.8

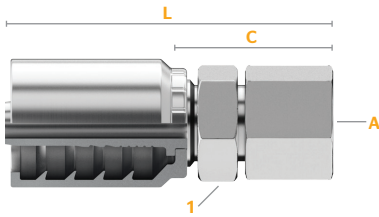


Download the **MyCrimp App** for more information.

**Section 1**  
B2 Fittings






**FITTINGS**

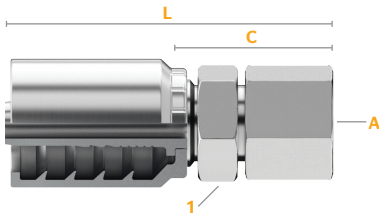




# NPTF






Female

Part Number	Product Number	SAP Number								
			Hose ID	Thread Size (A)	Hex 1 Wrench Size		Cut-Off (C)		Length (L)	
			in.		in.	mm	in.	mm	in.	mm
B2-NPF-0402	14600-0402	20293225	1/4	1/8-27	9/16	14	0.88	22.4	1.86	47.3
B2-NPF-0404	14600-0404	20242105	1/4	1/4-18	3/4	19	1.09	27.6	2.07	52.5
B2-NPF-0604	14600-0604	20293226	3/8	1/4-18	3/4	19	1.09	27.8	2.14	54.4
B2-NPF-0606	14600-0606	20242103	3/8	3/8-18	7/8	22	1.15	29.2	2.19	55.8
B2-NPF-0608	14600-0608	20662001	3/8	1/2-14	1	25	1.38	35.0	2.43	61.7
B2-NPF-0806	14600-0806	20662002	1/2	3/8-18	7/8	22	1.18	30.0	2.42	61.5
B2-NPF-0808	14600-0808	20242106	1/2	1/2-14	1	25	1.40	35.6	2.65	67.2
B2-NPF-1212	14600-1212	20242104	3/4	3/4-14	1 1/4	32	1.51	38.4	3.06	77.8



# NPTF

Female / Swivel

Part Number	Product Number	SAP Number								
			Hose ID	Thread Size (A)	Hex 1 Wrench Size		Cut-Off (C)		Length (L)	
			in.		in.	mm	in.	mm	in.	mm
B2-NPFX-0606	14605-0606	20293227	3/8	3/8-18	7/8	22	2.06	52.4	3.11	79.0
B2-NPFX-1616	14605-1616	20293228	1	1-11 1/2	1 1/2	38	2.83	71.8	4.60	116.9

## FITTINGS



### Section 1 B2 Fittings

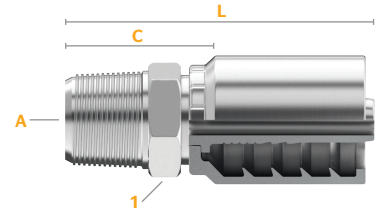
**COMPATIBLE HOSE:**

- |       |       |        |        |      |       |           |
|-------|-------|--------|--------|------|-------|-----------|
| SR1SN | SR2SN | LR16SC | DR16SC | ACP3 | SR12  | ARC16SC   |
| DR1SN | DR2SN | LCP3   | XR16SC | XCP3 | ARC12 | Hot Oiler |
| SFS   | LR2SN | SR16SC | SCP3   | XCP4 |       |           |

*For a detailed list, please refer to your Crimp Specifications Manual.*

**NPTF**

Male



Part Number	Product Number	SAP Number	Hose ID	Thread Size (A)	Hex 1 Wrench Size		Cut-Off (C)		Length (L)	
			in.		in.	mm	in.	mm	in.	mm
B2-NPM-0402	14615-0402	20242110	1/4	1/8-27	9/16	14	0.84	21.2	1.82	46.1
B2-NPM-0404	14615-0404	20242111	1/4	1/4-18	11/16	17	1.06	27.0	2.04	51.9
B2-NPM-0404S	14615-0404S	20286649	1/4	1/4-18	11/16	17	1.06	27.0	2.04	51.9
B2-NPM-0406	14615-0406	20242109	1/4	3/8-18	3/4	19	1.09	27.7	2.07	52.6
B2-NPM-0406S	14615-0406S	20873079	1/4	3/8-18	3/4	19	1.09	27.7	2.07	52.6
B2-NPM-0408	14615-0408	20242115	1/4	1/2-14	7/8	22	1.27	32.2	2.25	57.1
B2-NPM-0604	14615-0604	20242067	3/8	1/4-18	11/16	17	1.07	27.2	2.12	53.8
B2-NPM-0604S	14615-0604S	20873130	3/8	1/4-18	11/16	17	1.07	27.2	2.12	53.8
B2-NPM-0606	14615-0606	20242069	3/8	3/8-18	3/4	19	1.10	27.9	2.15	54.6
B2-NPM-0606S	14615-0606S	20286830	3/8	3/8-18	3/4	19	1.10	27.9	2.15	54.6
B2-NPM-0608	14615-0608	20242079	3/8	1/2-14	7/8	22	1.27	32.4	2.32	59.0
B2-NPM-0608S	14615-0608S	20873131	3/8	1/2-14	7/8	22	1.27	32.4	2.32	59.0
B2-NPM-0806	14615-0806	20242113	1/2	3/8-18	3/4	19	1.12	28.4	2.37	60.1
B2-NPM-0806S	14615-0806S	20424922	1/2	3/8-18	3/4		1.12	28.4	2.37	60.1
B2-NPM-0808	14615-0808	20242093	1/2	1/2-14	7/8	22	1.30	33.0	2.55	64.7
B2-NPM-0808S	14615-0808S	20286831	1/2	1/2-14	7/8	22	1.30	33.0	2.55	64.7
B2-NPM-0812	14615-0812	20242116	1/2	3/4-14	1 1/8	27	1.34	34.1	2.59	65.8
B2-NPM-1008	14615-1008	20242071	5/8	1/2-14	15/16	24	1.31	33.3	2.67	67.7
B2-NPM-1008S	14615-1008S	20286832	5/8	1/2-14	15/16	24	1.31	33.3	2.67	67.7
B2-NPM-1012	14615-1012	20242066	5/8	3/4-14	1 1/8	27	1.35	34.4	2.71	68.9
B2-NPM-1208	14615-1208	20242078	3/4	1/2-14	1 1/8	27	1.32	33.5	2.87	73.0
B2-NPM-1212	14615-1212	20242076	3/4	3/4-14	1 1/8	27	1.36	34.6	2.92	74.1
B2-NPM-1212S	14615-1212S	20286833	3/4	3/4-14	1 1/8	27	1.36	34.6	2.92	74.1
B2-NPM-1216	14615-1216	20242077	3/4	1-11 1/2	1 1/8	36	1.72	43.7	3.27	83.1
B2-NPM-1612	14615-1612	20242107	1	3/4-14	1 1/8	36	1.56	39.5	3.33	84.6
B2-NPM-1616	14615-1616	20242099	1	1-11 1/2	1 1/8	36	1.73	43.9	3.51	89.0
B2-NPM-1616S	14615-1616S	20286834	1	1-11 1/2	1 1/8	36	1.73	43.9	3.51	89.0
B2-NPM-1620	14615-1620	20242092	1	1 1/4-11 1/2	1 3/8	46	1.88	47.8	3.66	92.8
B2-NPM-2020	28615-2020	20242094	1 1/4	1 1/4-11 1/2	1 3/8	46	1.95	49.5	4.00	101.5
B2-NPM-2020S	28615-2020S	20424930	1 1/4	1 1/4-11 1/2	1 3/8	46	1.95	49.5	4.00	101.5
B2-NPM-2024	28615-2024	20242095	1 1/4	1 1/2-11 1/2	2	50	2.01	51.0	4.06	103.0
B2-NPM-2424	28615-2424	20242102	1 1/2	1 1/2-11 1/2	2	50	2.01	51.0	4.34	110.1
B2-NPM-2424S	28615-2424S	20424931	1 1/2	1 1/2-11 1/2	2	50	2.01	51.0	4.34	110.1
B2-NPM-3232	28615-3232	20242108	2	2-11 1/2	2 3/8	65	2.14	54.5	4.98	126.4
B2-NPM-3232S	28615-3232S	20933826	2	2-11 1/2	2 3/8	65	2.14	54.5	4.98	126.4

S=Stainless Steel (See Fitting Identification in Appendix for more information.)

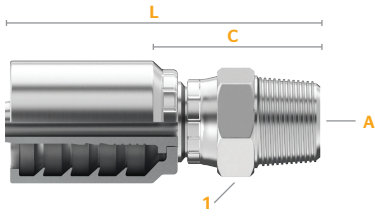


Download the **MyCrimp App** for more information.

**Section 1**  
B2 Fittings






**FITTINGS**





## NPTF

Male / Swivel

Part Number	Product Number	SAP Number								
			Hose ID	Thread Size (A)	Hex 1 Wrench Size		Cut-Off (C)		Length (L)	
			in.		in.	mm	in.	mm	in.	mm
B2-NPMX-0402	14645-0402	20435592	1/4	1/8-27	5/8	16	1.51	38.4	2.49	63.1
B2-NPMX-0404	14645-0404	20242087	1/4	1/4-18	11/16	17	1.49	37.8	2.47	62.7
B2-NPMX-0404S	14645-0404S	20838415	1/4	1/4-18	11/16	17	1.49	37.8	2.47	62.7
B2-NPMX-0406	14645-0406	20242086	1/4	3/8-18	7/8	22	1.57	39.9	2.55	64.8
B2-NPMX-0604	14645-0604	20242082	3/8	1/4-18	11/16	17	1.58	40.1	2.63	66.8
B2-NPMX-0606	14645-0606	20242081	3/8	3/8-18	7/8	22	1.49	37.8	2.54	64.4
B2-NPMX-0606S	14645-0606S	20838416	3/8	3/8-18	7/8	22	1.49	37.8	2.54	64.4
B2-NPMX-0608	14645-0608	20242083	3/8	1/2-14	1	25	1.71	43.5	2.76	70.2
B2-NPMX-0804	14645-0804	20293188	1/2	1/4-18	11/16	17	1.60	40.6	2.85	72.3
B2-NPMX-0806	14645-0806	20242088	1/2	3/8-18	7/8	22	1.51	38.5	2.76	70.1
B2-NPMX-0808	14645-0808	20242074	1/2	1/2-14	1	25	1.66	42.3	2.91	73.9
B2-NPMX-0808S	14645-0808S	20838417	1/2	1/2-14	1	25	1.66	42.3	2.91	73.9
B2-NPMX-1208	14645-1208	20923064	3/4	1/2-14	1	25	1.73	43.9	3.283	83.3
B2-NPMX-1212	14645-1212	20242091	3/4	3/4-14	1 1/4	32	1.97	50.1	3.53	89.6
B2-NPMX-1212S	14645-1212S	20838418	3/4	3/4-14	1 1/4	32	1.97	50.1	3.53	89.6
B2-NPMX-1616	14645-1616	20242085	1	1-11 1/2	1 3/8	41	2.30	58.4	4.07	103.5
B2-NPMX-1616S	14645-1616S	20838419	1	1-11 1/2	1 3/8	41	2.30	58.4	4.07	103.5

## FITTINGS



### Section 1 B2 Fittings

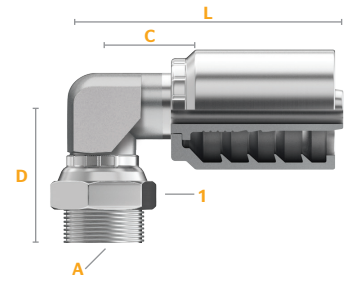
#### COMPATIBLE HOSE:







SR1SN	SR2SN	LR16SC	DR16SC	ACP3	SR12	ARC16SC
DR1SN	DR2SN	LCP3	XR16SC	XCP3	ARC12	Hot Oiler
SFS	LR2SN	SR16SC	SCP3	XCP4		

For a detailed list, please refer to your Crimp Specifications Manual.

# NPTF

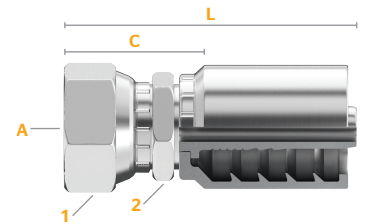
Male / 90° Block Elbow / Swivel









Part Number	Product Number	SAP Number										
			Hose ID	Thread Size (A)	Hex 1 Wrench Size	Drop (D)	Cut-Off (C)	Length (L)				
			in.		in.	mm	in.	mm	in.	mm	in.	mm
B2-NPMX90B-0404	14650-0404	20293189	1/4	1/4-18	11/16	17	1.69	42.9	0.71	18.1	1.69	43.0
B2-NPMX90B-0604	14650-0604	20293190	3/8	1/4-18	11/16	17	1.63	41.5	0.92	23.3	1.97	50.0
B2-NPMX90B-0606	14650-0606	20293191	3/8	3/8-18	7/8	22	1.62	41.2	0.92	23.3	1.97	50.0
B2-NPMX90B-0806	14650-0806	20441228	1/2	3/8-18	7/8	22	2.00	50.7	1.16	29.4	2.41	61.1
B2-NPMX90B-0808	14650-0808	20293192	1/2	1/2-14	1	25	2.15	54.6	1.16	29.4	2.41	61.1
B2-NPMX90B-1212	14650-1212	20293193	3/4	3/4-14	1 1/4	32	2.58	65.6	1.24	31.5	2.80	71.0

# NPSM

Female / Swivel



Part Number	Product Number	SAP Number										
			Hose ID	Thread Size (A)	Hex 1 Wrench Size	Hex 2 Wrench Size	Cut-Off (C)	Length (L)				
			in.		in.	mm	in.	mm	in.	mm	in.	mm
B2-NSFX-0404	14655-0404	20242064	1/4	1/4-18	3/4	19	11/16	17	1.19	30.2	2.17	55.1
B2-NSFX-0606	14655-0606	20242065	3/8	3/8-18	7/8	22	3/4	19	1.24	31.4	2.29	58.0
B2-NSFX-0806	14655-0806	20873204	1/2	3/8-18	7/8	22	7/8	22	1.271	32.3	2.518	64.0
B2-NSFX-0808	14655-0808	20242063	1/2	1/2-14	1 1/6	27	7/8	22	1.35	34.3	2.60	66.0
B2-NSFX-0808S	14655-0808S	20424926	1/2	1/2-14	1 1/6	27	7/8	22	1.35	34.3	2.60	66.0
B2-NSFX-1212	14655-1212	20293252	3/4	3/4-14	1 1/4	32	1 3/6	30	1.46	37.0	3.01	76.4
B2-NSFX-1212S	14655-1212S	20955328	3/4	3/4-14	1 1/4	32	1 3/6	30	1.46	37.0	3.01	76.4
B2-NSFX-1616	14655-1616	20293253	1	1-11 1/2	1 1/2	38	1 1/6	36	1.76	44.7	3.54	89.8
B2-NSFX-1616S	14655-1616S	20955329	1	1-11 1/2	1 1/2	38	1 1/6	36	1.76	44.7	3.54	89.8
B2-NSFX-2020	28655-2020	20293263	1 1/4	1 1/4-11 1/2	2	50	1 5/8	41	2.04	51.7	4.08	103.7

S=Stainless Steel (See Fitting Identification in Appendix for more information.)

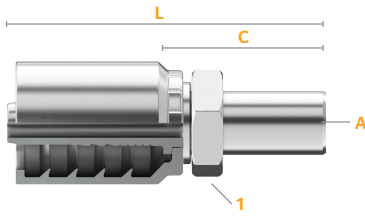


Download the **MyCrimp App** for more information.

## Section 1 B2 Fittings

# FITTINGS



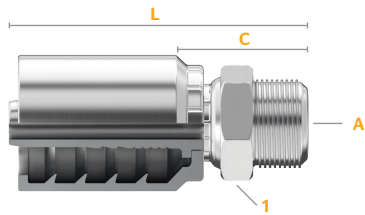


## GTF

Female



Part Number	Product Number	SAP Number	Hose ID	Thread Size (A)	Hex 1 Wrench Size	mm	Cut-Off (C)		Length (L)	
			in.		in.	mm	in.	mm	in.	mm
B2-GTF-0404	14370-0404	20293254	1/4	0511-27	3/4	19	0.92	23.3	1.89	48.2



## SAE J514 Flareless Tube Fittings

Male



Part Number	Product Number	SAP Number	Hose ID	Thread Size (A)	Hex 1 Wrench Size	mm	Cut-Off (C)		Length (L)	
			in.		in.	mm	in.	mm	in.	mm
B2-FTM-0404	14360-0404	20286101	1/4	7/16-20	1/2	12	0.88	22.2	1.86	47.1
B2-FTM-0405	14360-0405	20294798	1/4	1/2-20	9/16	14	0.90	22.9	1.88	47.8
B2-FTM-0605	14360-0605	20294799	3/8	1/2-20	5/8	16	0.96	24.3	2.01	51.0
B2-FTM-0606	14360-0606	20286102	3/8	9/16-18	5/8	16	0.97	24.7	2.02	51.4
B2-FTM-0608	14360-0608	20661908	3/8	3/4-16	7/8	22	0.97	24.7	2.02	51.4
B2-FTM-0808	14360-0808	20286103	1/2	3/4-16	7/8	22	1.11	28.2	2.36	59.9
B2-FTM-0810	14360-0810	20294860	1/2	7/8-14	15/16	24	1.21	30.7	2.46	62.4
B2-FTM-1212	14360-1212	20294861	3/4	1 1/6-12	1 3/16	30	1.30	33.1	2.85	72.5
B2-FTM-1616	14360-1616	20294862	1	1 3/6-12	1 7/16	36	1.48	37.7	3.26	82.8

All fittings come with nut and sleeve.

# FITTINGS



## Section 1

B2 Fittings

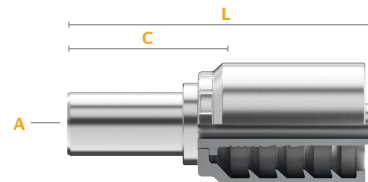
### COMPATIBLE HOSE:





SR1SN	SR2SN	LR16SC	DR16SC	ACP3	SR12	ARC16SC
DR1SN	DR2SN	LCP3	XR16SC	XCP3	ARC12	Hot Oiler
SFS	LR2SN	SR16SC	SCP3	XCP4		

For a detailed list, please refer to your Crimp Specifications Manual.



## Standpipe

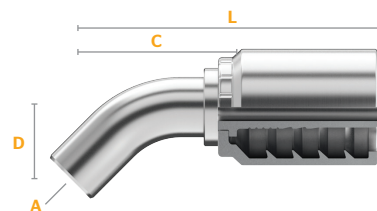







Part Number	Product Number	SAP Number						
			Hose ID	Tube OD (A)	Cut-Off (C)		Length (L)	
			in.	mm	in.	mm	in.	mm
B2-SP-0406	14825-0406	20441305	1/4	6	1.11	28.3	2.09	53.2
B2-SP-0408	14825-0408	20241714	1/4	8	1.19	30.3	2.17	55.2
B2-SP-0410	14825-0410	20241710	1/4	10	1.27	32.3	2.25	57.2
B2-SP-0610	14825-0610	20241712	3/8	10	1.19	30.2	2.24	56.9
B2-SP-0612	14825-0612	20241711	3/8	12	1.15	29.2	2.20	55.9
B2-SP-0815	14825-0815	20241717	1/2	15	1.26	32.0	2.51	63.7
B2-SP-0816	14825-0816	20241716	1/2	16	1.46	37.1	2.71	68.8
B2-SP-1018	14825-1018	20241715	5/8	18	1.35	34.2	2.71	68.7
B2-SP-1020	14825-1020	20241720	5/8	20	1.73	44.0	3.09	78.5
B2-SP-1222	14825-1222	20241713	3/4	22	1.44	36.6	2.99	76.0
B2-SP-1628	14825-1628	20241718	1	28	1.59	40.4	3.37	85.5

All fittings come with nut and sleeve.

## Standpipe

45° Elbow



Part Number	Product Number	SAP Number								
			Hose ID	Tube OD (A)	Drop (D)	Cut-Off (C)		Length (L)		
			in.	mm	in.	mm	in.	mm	in.	mm
B2-SP45-0408	14830-0408	20241719	1/4	8	0.91	23.1	1.69	42.9	2.67	67.8



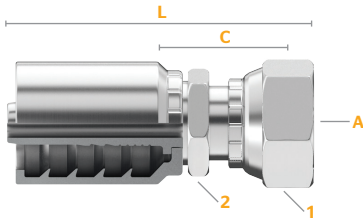
Download the **MyCrimp App** for more information.

### Section 1

B2 Fittings







## FITTINGS





## O-Ring Face Seal (SAE J1453 ORS/ORFS)

Female / Swivel

Part Number	Product Number	SAP Number										
			Hose ID	Thread Size (A)	Hex 1 Wrench Size	Hex 2 Wrench Size	Cut-Off (C)	Length (L)	in.	mm	in.	mm
B2-OFFX-0404	14700-0404	20242188	1/4	9/16-18	11/16	17	9/16	14	1.07	27.3	2.05	52.2
B2-OFFX-0406	14700-0406	20242141	1/4	11/16-16	7/8	22	11/16	17	1.19	30.1	2.17	55.0
B2-OFFX-0408	14700-0408	20242148	1/4	13/16-16	15/16	24	7/8	22	1.39	35.4	2.37	60.3
B2-OFFX-0506	14700-0506	20959266	5/16	11/16-16	7/8	22	11/16	17	1.189	30.1	2.169	55.0
B2-OFFX-0604	14700-0604	20293218	3/8	9/16-18	11/16	17	11/16	17	1.12	28.4	2.17	55.1
B2-OFFX-0606	14700-0606	20242196	3/8	11/16-16	7/8	22	11/16	17	1.19	30.3	2.24	56.9
B2-OFFX-0608	14700-0608	20242198	3/8	13/16-16	15/16	24	7/8	22	1.40	35.6	2.45	62.2
B2-OFFX-0806	14700-0806	20242143	1/2	11/16-16	7/8	22	3/4	19	1.26	32.0	2.51	63.7
B2-OFFX-0808	14700-0808	20242149	1/2	13/16-16	15/16	24	7/8	22	1.42	36.1	2.67	67.8
B2-OFFX-0810	14700-0810	20242144	1/2	1-14	1 3/16	30	15/16	24	1.56	39.5	2.80	71.2
B2-OFFX-0812	14700-0812	20242136	1/2	1 3/16-12	1 1/16	36	1 3/16	30	1.66	42.1	2.90	73.8
B2-OFFX-1010	14700-1010	20242178	5/8	1-14	1 3/16	30	15/16	24	1.56	39.6	2.92	74.1
B2-OFFX-1012	14700-1012	20242199	5/8	1 3/16-12	1 1/16	36	1 3/16	30	1.66	42.1	3.01	76.6
B2-OFFX-1210	14700-1210	20242201	3/4	1-14	1 3/16	30	1 1/16	27	1.58	40.1	3.13	79.5
B2-OFFX-1212	14700-1212	20242189	3/4	1 3/16-12	1 1/16	36	1 3/16	30	1.67	42.3	3.22	81.8
B2-OFFX-1216	14700-1216	20242169	3/4	1 7/16-12	1 1/2	41	1 3/16	36	1.92	48.6	3.47	88.1
B2-OFFX-1612	14700-1612	20242159	1	1 3/16-12	1 1/16	36	1 1/4	32	1.79	45.3	3.56	90.4
B2-OFFX-1616	14700-1616	20242142	1	1 7/16-12	1 5/16	41	1 3/16	36	1.95	49.4	3.72	94.5
B2-OFFX-1620	14700-1620	20242164	1	1 9/16-12	2	50	1 3/8	41	1.98	50.3	3.76	95.4
B2-OFFX-2020	28700-2020	20242137	1 1/4	1 9/16-12	2	50	1 3/8	41	2.08	52.9	4.13	104.9
B2-OFFX-2424	28700-2424	20242138	1 1/2	2-12	2 3/8	60	2	50	2.23	56.7	4.56	115.8

## FITTINGS



### Section 1

B2 Fittings

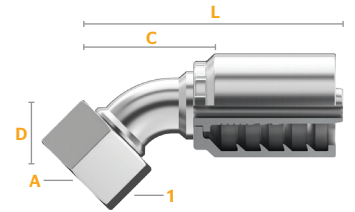
#### COMPATIBLE HOSE:







SR1SN	SR2SN	LR16SC	DR16SC	ACP3	SR12	ARC16SC
DR1SN	DR2SN	LCP3	XR16SC	XCP3	ARC12	Hot Oiler
SFS	LR2SN	SR16SC	SCP3	XCP4		

For a detailed list, please refer to your Crimp Specifications Manual.

# O-Ring Face Seal (SAE J1453 ORS/ORFS)

Female / 45° Elbow / Swivel



Part Number	Product Number	SAP Number										
			Hose ID	Thread Size (A)	Hex 1 Wrench Size	Drop (D)		Cut-Off (C)		Length (L)		
			in.		in.	mm	in.	mm	in.	mm	in.	mm
B2-OFFX45-0404	14710-0404	20242231	1/4	9/16-18	11/16	17	0.43	10.9	1.61	41.0	2.59	65.9
B2-OFFX45-0406	14710-0406	20242230	1/4	11/16-16	7/8	22	0.43	10.9	1.81	46.0	2.79	70.9
B2-OFFX45-0606	14710-0606	20242204	3/8	11/16-16	7/8	22	0.47	11.9	1.85	47.0	2.90	73.6
B2-OFFX45-0608	14710-0608	20242206	3/8	13/16-16	15/16	24	0.59	15.0	2.01	51.0	3.06	77.6
B2-OFFX45-0808 <sup>C</sup>	14710-0808	20242228	1/2	13/16-16	15/16	24	0.63	16.0	1.85	47.0	3.10	78.7
B2-OFFX45-0810	14710-0810	20242225	1/2	1-14	1 3/16	30	0.65	16.5	1.97	50.0	3.22	81.7
B2-OFFX45-1010	14710-1010	20242217	5/8	1-14	1 3/16	30	0.67	17.0	2.28	58.0	3.64	92.5
B2-OFFX45-1012	14710-1012	20242207	5/8	1 3/16-12	1 1/16	36	0.83	21.1	2.48	63.0	3.84	97.5
B2-OFFX45-1210	14710-1210	20293219	3/4	1-14	1 3/16	30	0.79	20.1	2.09	53.1	3.64	92.5
B2-OFFX45-1212	14710-1212	20242232	3/4	1 3/16-12	1 1/16	36	0.83	21.0	2.48	63.0	4.03	102.4
B2-OFFX45-1216	14710-1216	20242208	3/4	1 3/16-12	1 5/16	41	0.94	23.9	2.80	71.1	4.35	110.6
B2-OFFX45-1616	14710-1616	20242219	1	1 1/16-12	1 1/2	41	1.02	26.0	3.23	81.9	5.00	127.1
B2-OFFX45-2020	28710-2020	20242223	1 1/4	1 1/16-12	2	50	1.02	25.9	3.82	97.0	5.87	149.0
B2-OFFX45-2024	28710-2024	20242224	1 1/4	2-12	2 3/8	60	1.10	27.9	3.98	101.1	6.03	153.1
B2-OFFX45-2424	28710-2424	20242222	1 1/2	2-12	2 3/8	60	1.10	27.9	4.13	104.9	6.46	164.0

C=Crimp Nut (See Fitting Identification in Appendix for more information.)

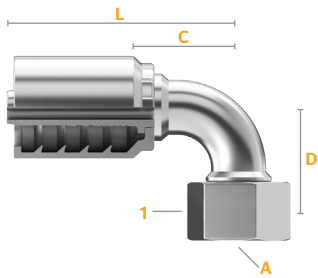


Download the **MyCrimp App** for more information.

**Section 1**  
B2 Fittings

**FITTINGS**





## O-Ring Face Seal (SAE J1453 ORS/ORFS)

Female / 90° Elbow / Swivel



Part Number	Product Number	SAP Number	Hose ID	Thread Size (A)	Hex 1 Wrench Size	Elbow Type*	Drop (D)		Cut-Off (C)		Length (L)		
			in.	in.	in.	mm	in.	mm	in.	mm	in.	mm	
B2-OFFX90-0404	14715-0404	20242236	1/4	9/16-18	11/16	17		1.26	32.0	1.18	30.0	2.16	54.9
B2-OFFX90L-0404	14720-0404	20242254	1/4	9/16-18	11/16	17	LT	1.81	46.0	1.30	33.0	2.28	57.9
B2-OFFX90S-0404	14725-0404	20242152	1/4	9/16-18	11/16	17	ST	0.83	21.0	1.10	28.0	2.08	52.9
B2-OFFX90-0406	14715-0406	20242243	1/4	11/16-16	7/8	22		1.50	38.0	1.46	37.0	2.44	61.9
B2-OFFX90L-0406	14720-0406	20242250	1/4	11/16-16	7/8	22	LT	2.13	54.0	1.38	35.0	2.36	59.9
B2-OFFX90S-0406	14725-0406	20242151	1/4	11/16-16	7/8	22	ST	0.91	23.0	1.26	32.0	2.24	56.9
B2-OFFX90S-0408	14725-0408	20923065	1/4	13/16-16	15/16	24	ST	1.142	29.0	1.81	46.0	2.79	70.9
B2-OFFX90S-0604	14725-0604	20591895	3/8	9/16-18	11/16	17	ST	0.83	21.0	1.10	28.0	2.15	54.6
B2-OFFX90-0606	14715-0606	20242239	3/8	11/16-16	7/8	22		1.50	38.0	1.65	42.0	2.70	68.6
B2-OFFX90L-0606	14720-0606	20241694	3/8	11/16-16	7/8	22	LT	2.13	54.0	1.65	42.0	2.70	68.6
B2-OFFX90S-0606	14725-0606	20242158	3/8	11/16-16	7/8	22	ST	0.98	25.0	1.65	42.0	2.70	68.6
B2-OFFX90-0608	14715-0608	20242252	3/8	13/16-16	15/16	24		1.61	41.0	1.73	44.0	2.78	70.6
B2-OFFX90L-0608	14720-0608	20241705	3/8	13/16-16	15/16	24	LT	2.52	64.0	1.85	47.0	2.90	73.6
B2-OFFX90S-0608	14725-0608	20242160	3/8	13/16-16	15/16	24	ST	1.14	29.0	1.65	42.0	2.70	68.6
B2-OFFX90S-0806	14725-0806	20441217	1/2	11/16-16	7/8	22	ST	0.98	25.0	1.65	42.0	2.90	73.7
B2-OFFX90-0808 <sup>c</sup>	14715-0808	20241704	1/2	13/16-16	15/16	24		1.65	42.0	1.38	35.0	2.63	66.7
B2-OFFX90L-0808 <sup>c</sup>	14720-0808	20242216	1/2	13/16-16	15/16	24	LT	2.52	64.0	1.50	38.0	2.74	69.7
B2-OFFX90S-0808 <sup>c</sup>	14725-0808	20242226	1/2	13/16-16	15/16	24	ST	1.14	29.0	1.58	40.0	2.82	71.7
B2-OFFX90-0810	14715-0810	20241703	1/2	1-14	1 3/16	30		1.85	47.0	1.89	48.0	3.14	79.7
B2-OFFX90L-0810	14720-0810	20242214	1/2	1-14	1 3/16	30	LT	2.76	70.1	1.81	46.0	3.06	77.6
B2-OFFX90S-0810	14725-0810	20242249	1/2	1-14	1 3/16	30	ST	1.28	32.5	1.81	46.0	3.06	77.6
B2-OFFX90S-0812	14725-0812	20293220	1/2	1 3/16-12	1 3/16	36	ST	2.01	51.1	2.19	55.6	3.44	87.3
B2-OFFX90-1010	14715-1010	20242242	5/8	1-14	1 3/16	30		1.73	44.0	2.17	55.0	3.52	89.5
B2-OFFX90L-1010	14720-1010	20241696	5/8	1-14	1 3/16	30	LT	2.77	70.2	2.17	55.0	3.52	89.5
B2-OFFX90S-1010	14725-1010	20242162	5/8	1-14	1 3/16	30	ST	1.28	32.5	2.05	52.0	3.40	86.5
B2-OFFX90S-1012	14725-1012	20242161	5/8	1 3/16-12	1 3/16	36	ST	1.93	49.0	2.17	55.1	3.53	89.6
B2-OFFX90S-1210	14725-1210	20242167	3/4	1-14	1 3/16	30	ST	1.54	39.1	1.75	44.5	3.30	83.9
B2-OFFX90-1212	14715-1212	20242237	3/4	1 3/16-12	1 3/16	36		2.28	58.0	2.44	62.0	3.99	101.4
B2-OFFX90L-1212	14720-1212	20242255	3/4	1 3/16-12	1 3/16	36	LT	3.78	96.0	2.44	62.0	3.99	101.4
B2-OFFX90S-1212	14725-1212	20242153	3/4	1 3/16-12	1 3/16	36	ST	2.01	51.0	2.40	61.0	3.96	100.5
B2-OFFX90S-1216	14725-1216	20242155	3/4	1 3/16-12	1 3/8	41	ST	2.80	71.1	2.60	66.0	4.15	105.5
B2-OFFX90S-1612	14725-1612	20441218	1	1 3/16-12	1 3/16	36	ST	2.01	51.0	2.43	61.7	4.20	106.8
B2-OFFX90-1616	14715-1616	20241698	1	1 3/16-12	1 3/8	41		2.60	66.0	3.27	83.0	5.04	128.1

Continued on the next page.

## FITTINGS



### Section 1

B2 Fittings

#### COMPATIBLE HOSE:

SR1SN SR2SN LR16SC DR16SC ACP3 SR12 ARC16SC  
 DR1SN DR2SN LCP3 XR16SC XCP3 ARC12 Hot Oiler  
 SFS LR2SN SR16SC SCP3 XCP4

For a detailed list, please refer to your Crimp Specifications Manual.

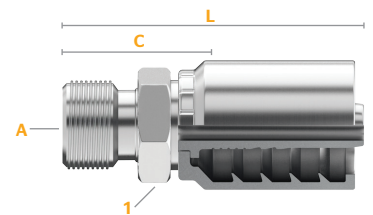
O-Ring Face Seal (Female 90° Elbow) Continued

Part Number	Product Number	SAP Number	Hose ID	Thread Size (A)	Hex 1 Wrench Size		Elbow Type*	Drop (D)		Cut-Off (C)		Length (L)	
				in.	in.	in.		mm	in.	mm	in.	mm	in.
B2-OFFX90L-1616	14720-1616	20242202	1	1 1/16-12	1 5/8	41	LT	4.49	114.0	3.27	83.0	5.04	128.1
B2-OFFX90S-1616	14725-1616	20242244	1	1 1/16-12	1 5/8	41	ST	2.28	58.0	3.27	83.0	5.04	128.1
B2-OFFX90-1620	14715-1620	20242253	1	1 1/16-12	2	50		3.07	78.0	3.27	83.0	5.04	128.1
B2-OFFX90S-1620	14725-1620	20242235	1	1 1/16-12	2	50	ST	2.52	64.0	3.27	83.0	5.04	128.1
B2-OFFX90-2020	28715-2020	20241702	1 1/4	1 1/16-12	2	50		3.07	78.0	3.82	97.0	5.87	149.0
B2-OFFX90L-2020	28720-2020	20242212	1 1/4	1 1/16-12	2	50	LT	5.08	129.0	3.82	97.0	5.87	149.0
B2-OFFX90S-2020	28725-2020	20242247	1 1/4	1 1/16-12	2	50	ST	2.68	68.1	3.74	95.0	5.79	147.0
B2-OFFX90L-2024	28720-2024	20242213	1 1/4	2-12	2 3/8	60	LT	5.55	141.0	4.02	102.1	6.07	154.1
B2-OFFX90S-2024	28725-2024	20242248	1 1/4	2-12	2 3/8	60	ST	2.72	69.1	4.02	102.1	6.07	154.1
B2-OFFX90-2424	28715-2424	20241701	1 1/2	2-12	2 3/8	60		3.43	87.1	4.25	108.0	6.58	167.1
B2-OFFX90L-2424	28720-2424	20441321	1 1/2	2-12	2 3/8	60	LT	5.55	141.0	4.37	111.0	6.70	170.1
B2-OFFX90S-2424	28725-2424	20242246	1 1/2	2-12	2 3/8	60	ST	3.07	78.0	4.02	102.1	6.35	161.2

C=Crimp Nut (See Fitting Identification in Appendix for more information) \*Elbow Type: LT=Long Tube ST=Short Tube

## O-Ring Face Seal (SAE J1453 ORS/ORFS)

Male



Part Number	Product Number	SAP Number	Hose ID	Thread Size (A)	Hex 1 Wrench Size		Cut-Off (C)		Length (L)	
			in.	in.	in.	mm	in.	mm	in.	mm
B2-OFM-0404	14730-0404	20242187	1/4	9/16-18	11/16	17	1.00	25.4	1.98	50.3
B2-OFM-0406	14730-0406	20441219	1/4	11/16-16	3/4	19	0.96	24.3	1.94	49.1
B2-OFM-0506	14730-0506	20959267	5/16	11/16-16	3/4	19	1.052	26.7	2.03	51.6
B2-OFM-0606	14730-0606	20242181	3/8	11/16-16	3/4	19	1.05	26.7	2.10	53.4
B2-OFM-0608	14730-0608	20242183	3/8	13/16-16	7/8	22	1.05	26.6	2.10	53.2
B2-OFM-0808	14730-0808	20242174	1/2	13/16-16	7/8	22	1.19	30.3	2.44	62.0
B2-OFM-0810	14730-0810	20242173	1/2	1-14	1 1/8	27	1.21	30.7	2.46	62.4
B2-OFM-0812	14730-0812	20242172	1/2	1 3/16-12	1 1/4	32	1.34	34.0	2.59	65.7
B2-OFM-1010	14730-1010	20242186	5/8	1-14	1 1/8	27	1.22	30.9	2.57	65.3
B2-OFM-1012	14730-1012	20242185	5/8	1 3/16-12	1 1/4	32	1.34	34.1	2.70	68.6
B2-OFM-1212	14730-1212	20242177	3/4	1 3/16-12	1 1/4	32	1.36	34.6	2.92	74.1
B2-OFM-1216	14730-1216	20242179	3/4	1 1/8-12	1 5/8	41	1.55	39.3	3.10	78.8
B2-OFM-1616	14730-1616	20242194	1	1 1/8-12	1 1/2	38	1.47	37.4	3.25	82.5
B2-OFM-2020	28730-2020	20242171	1 1/4	1 1/8-12	1 3/8	46	1.64	41.7	3.69	93.7

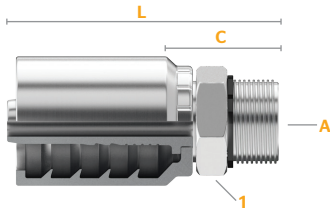


Download the **MyCrimp App** for more information.

**Section 1**  
B2 Fittings






**FITTINGS**





## O-Ring Boss Straight Thread (SAE J514)

Male

Part Number	Product Number	SAP Number								
			Hose ID	Thread Size (A)	Hex 1 Wrench Size		Cut-Off (C)		Length (L)	
			in.		in.	mm	in.	mm	in.	mm
B2-OBM-0404	14670-0404	20242133	1/4	7/16-20	9/16	14	0.88	22.3	1.86	47.2
B2-OBM-0405	14670-0405	20242132	1/4	1/2-20	5/8	16	0.88	22.3	1.86	47.2
B2-OBM-0406	14670-0406	20242129	1/4	9/16-18	11/16	17	0.88	22.2	1.86	47.1
B2-OBM-0408	14670-0408	20297678	1/4	3/4-16	7/8	22	0.98	24.9	1.96	49.8
B2-OBM-0606	14670-0606	20242122	3/8	9/16-18	3/4	19	0.94	23.7	1.98	50.4
B2-OBM-0608	14670-0608	20242121	3/8	3/4-16	7/8	22	0.73	18.6	2.04	51.7
B2-OBM-0610	14670-0610	20242117	3/8	7/8-14	1 1/16	27	1.08	27.4	2.13	54.1
B2-OBM-0806	14670-0806	20873205	1/2	9/16-18	13/16	20	0.96	24.4	2.21	56.1
B2-OBM-0808	14670-0808	20242134	1/2	3/4-16	7/8	22	1.01	25.6	2.26	57.3
B2-OBM-0808S	14670-0808S	20424923	1/2	3/4-16	7/8	22	1.01	25.6	2.26	57.3
B2-OBM-0810	14670-0810	20242131	1/2	7/8-14	1 1/8	27	1.10	27.9	2.35	59.6
B2-OBM-0812	14670-0812	20242128	1/2	1 1/8-12	1 1/4	32	1.26	32.1	2.51	63.8
B2-OBM-1008	14670-1008	20293194	5/8	3/4-16	15/16	24	1.04	26.4	2.40	60.8
B2-OBM-1010	14670-1010	20293195	5/8	7/8-14	15/16	24	1.10	27.9	2.46	62.4
B2-OBM-1012	14670-1012	20242123	5/8	1 1/8-12	1 1/4	32	1.27	32.2	2.63	66.7
B2-OBM-1210	14670-1210	20242120	3/4	7/8-14	1 1/8	27	1.13	28.6	2.68	68.0
B2-OBM-1212	14670-1212	20242126	3/4	1 1/8-12	1 1/4	32	1.29	32.7	2.84	72.2
B2-OBM-1216	14670-1216	20242118	3/4	1 1/8-12	1 1/2	38	1.37	34.8	2.92	74.2
B2-OBM-1616	14670-1616	20242127	1	1 5/8-12	1 1/2	38	1.38	35.0	3.15	80.1
B2-OBM-2020	28670-2020	20293258	1 1/4	1 5/8-12	1 7/8	46	1.55	39.3	3.59	91.3
B2-OBM-2424	28670-2424	20307206	1 1/2	1 7/8-12	1 7/8	50	1.60	40.5	3.92	99.7

S=Stainless Steel (See Fitting Identification in Appendix for more information.)

**FITTINGS**



### Section 1 B2 Fittings

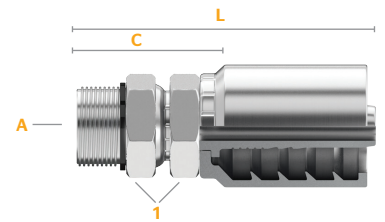
#### COMPATIBLE HOSE:






SR1SN	SR2SN	LR16SC	DR16SC	ACP3	SR12	ARC16SC
DR1SN	DR2SN	LCP3	XR16SC	XCP3	ARC12	Hot Oiler
SFS	LR2SN	SR16SC	SCP3	XCP4		

For a detailed list, please refer to your Crimp Specifications Manual.

## O-Ring Boss Straight Thread (SAE J514)

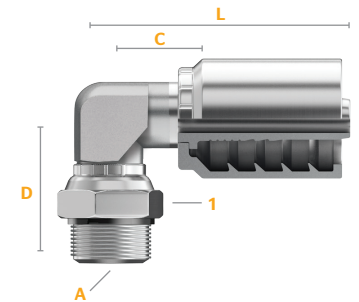
Male / Swivel









Part Number	Product Number	SAP Number								
			Hose ID	Thread Size (A)	Hex 1 Wrench Size		Cut-Off (C)		Length (L)	
			in.		in.	mm	in.	mm	in.	mm
B2-OBMX-0404	14680-0404	20293196	1/4	7/16-20	11/16	17	1.30	32.9	2.28	57.8
B2-OBMX-0406	14680-0406	20441229	1/4	9/16-18	7/8	22	1.69	43.0	2.67	67.9
B2-OBMX-0606	14680-0606	20293197	3/8	9/16-18	7/8	22	1.61	40.9	2.66	67.5
B2-OBMX-0608	14680-0608	20293198	3/8	3/4-16	1	25	1.73	44.0	2.78	70.6
B2-OBMX-0808	14680-0808	20293199	1/2	3/4-16	1	25	1.68	42.7	2.93	74.4
B2-OBMX-0810	14680-0810	20293200	1/2	7/8-14	1	25	1.69	42.9	2.94	74.6
B2-OBMX-1212	14680-1212	20293201	3/4	1 1/6-12	1 1/4	32	1.97	50.0	3.52	89.4

## O-Ring Boss Straight Thread (SAE J514)

Male / 90° Block Elbow / Swivel



Part Number	Product Number	SAP Number										
			Hose ID	Thread Size (A)	Hex 1 Wrench Size		Drop (D)		Cut-Off (C)		Length (L)	
			in.		in.	mm	in.	mm	in.	mm	in.	mm
B2-OBMX90B-0405	14685-0405	20293202	1/4	1/2-20	11/16	17	1.50	38.07	0.71	18.1	1.69	43.0
B2-OBMX90B-0406	14685-0406	20441270	1/4	9/16-18	7/8	22	1.74	44.30	0.80	20.3	1.78	45.2
B2-OBMX90B-0606	14685-0606	20293203	3/8	9/16-18	7/8	22	1.74	44.30	0.92	23.3	1.97	50.0
B2-OBMX90B-0608	14685-0608	20293204	3/8	3/4-16	1	25	2.17	55.02	1.13	28.8	2.18	55.4
B2-OBMX90B-0610	14685-0610	20928905	3/8	7/8-14	1	25	1.91	48.50	1.13	28.8	2.181	55.4
B2-OBMX90B-0808	14685-0808	20293205	1/2	3/4-16	1	25	2.17	55.02	1.16	29.4	2.41	61.1
B2-OBMX90B-0810	14685-0810	20293206	1/2	7/8-14	1	25	2.17	55.19	1.16	29.4	2.41	61.1
B2-OBMX90B-1012	14685-1012	20294829	5/8	1 1/6-12	1 1/4	32	2.58	65.61	1.23	31.3	2.59	65.8
B2-OBMX90B-1212	14685-1212	20293207	3/4	1 1/6-12	1 1/4	32	2.58	65.48	1.24	31.5	2.80	71.0

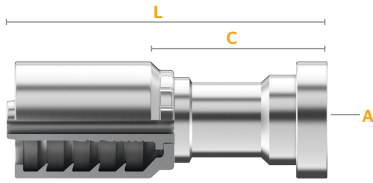


Download the **MyCrimp App** for more information.

**Section 1**  
B2 Fittings

**FITTINGS**

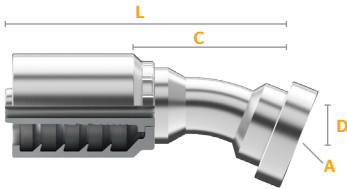




## Code 61 Flange (SAE J518)

Part Number	Product Number	SAP Number	Hose ID	Flange Size	Flange Diameter (A)		Cut-Off (C)		Length (L)	
					in.	mm	in.	mm	in.	mm
B2-FL-0808	14320-0808	20242908	1/2	1/2	1.19	30.2	1.61	40.9	2.86	72.6
B2-FL-0812	14320-0812	20242906	1/2	3/4	1.50	38.1	1.65	41.9	2.90	73.6
B2-FL-1012	14320-1012	20242899	5/8	3/4	1.50	38.1	1.60	40.7	3.02	76.6
B2-FL-1212	14320-1212	20242901	3/4	3/4	1.50	38.1	1.67	42.4	3.22	81.9
B2-FL-1216	14320-1216	20242903	3/4	1	1.75	44.5	1.99	50.5	3.54	90.0
B2-FL-1616	14320-1616	20242879	1	1	1.75	44.5	2.02	51.3	3.80	96.4
B2-FL-1620	14320-1620	20242902	1	1 1/4	2.00	50.8	2.12	53.8	3.90	98.9
B2-FL-2020	28320-2020	20242909	1 1/4	1 1/4	2.00	50.8	2.19	55.6	4.24	107.6
B2-FL-2020S	28320-2020S	20933772	1 1/4	1 1/4	2.00	50.8	2.19	55.6	4.24	107.6
B2-FL-2024	28320-2024	20242910	1 1/4	1 1/2	2.37	60.3	2.30	58.5	4.35	110.5
B2-FL-2424	28320-2424	20242886	1 1/2	1 1/2	2.37	60.3	2.31	58.7	4.64	117.8
B2-FL-2424S	28320-2424S	20933773	1 1/2	1 1/2	2.37	60.3	2.31	58.7	4.64	117.8
B2-FL-2432	28320-2432	20242911	1 1/2	2	2.81	71.4	2.76	70.1	5.09	129.2
B2-FL-3232	28320-3232	20242895	2	2	2.81	71.4	2.76	70.0	5.59	142.0
B2-FL-3232S	28320-3232S	20933774	2	2	2.81	71.4	2.76	70.0	5.59	142.0

S=Stainless Steel (See Fitting Identification in Appendix for more information.)



## Code 61 Flange (SAE J518)

22.5° Elbow

Part Number	Product Number	SAP Number	Hose ID	Flange Size	Flange Diameter (A)		Drop (D)	Cut-Off (C)		Length (L)		
					in.	mm		in.	mm	in.	mm	
B2-FL22-1616	14330-1616	20242939	1	1	1.75	44.5	0.47	11.9	3.66	93.0	5.44	138.0
B2-FL22-2020	28330-2020	20242928	1 1/4	1 1/4	2.00	50.8	0.63	16.0	4.49	114.0	6.54	166.0
B2-FL22-2024	28330-2024	20293266	1 1/4	1 1/2	2.37	60.3	0.81	20.6	4.53	115.1	6.58	167.0
B2-FL22-2424	28330-2424	20242923	1 1/2	1 1/2	2.37	60.3	0.65	16.5	5.16	131.1	7.49	190.2
B2-FL22-3232	28330-3232	20293267	2	2	2.81	71.4	0.87	22.1	6.02	152.9	8.85	224.9

## FITTINGS



### Section 1 B2 Fittings

#### COMPATIBLE HOSE:

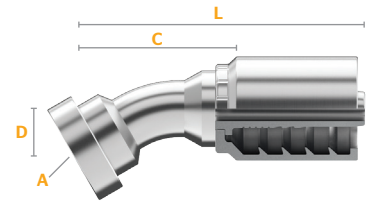
SR1SN SR2SN LR16SC DR16SC ACP3 SR12 ARC16SC  
 DR1SN DR2SN LCP3 XR16SC XCP3 ARC12 Hot Oiler  
 SFS LR2SN SR16SC SCP3 XCP4

For a detailed list, please refer to your Crimp Specifications Manual.



## Code 61 Flange (SAE J518)

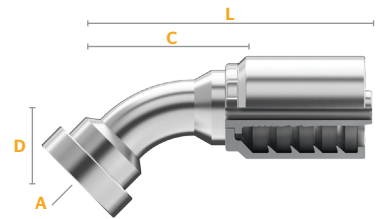
30° Elbow



Part Number	Product Number	SAP Number	Hose ID		Flange Size		Flange Diameter (A)		Drop (D)		Cut-Off (C)		Length (L)	
			in.	mm	in.	mm	in.	mm	in.	mm	in.	mm		
B2-FL30-1616	14335-1616	20242927	1		1		1.75	44.5	0.83	21.1	3.54	89.9	5.32	135.0
B2-FL30-2020	28335-2020	20242922	1 ¼		1 ¼		2.00	50.8	0.98	24.9	4.02	102.1	6.07	154.1
B2-FL30-2024	28335-2024	20242913	1 ¼		1 ½		2.37	60.3	1.06	26.9	4.41	112.0	6.46	164.0
B2-FL30-2424	28335-2424	20242924	1 ½		1 ½		2.37	60.3	0.91	23.1	5.35	135.9	7.68	195.0
B2-FL30-2432	28335-2432	20293269	1 ½		2		2.81	71.4	1.44	36.6	5.91	150.1	8.24	209.2
B2-FL30-3232	28335-3232	20293270	2		2		2.81	71.4	1.18	30.0	5.87	149.1	8.70	221.1

## Code 61 Flange (SAE J518)

45° Elbow



Part Number	Product Number	SAP Number	Hose ID		Flange Size		Flange Diameter (A)		Drop (D)		Cut-Off (C)		Length (L)	
			in.	mm	in.	mm	in.	mm	in.	mm	in.	mm		
B2-FL45-0808	14340-0808	20242949	1/2		1/2		1.19	30.2	0.87	22.1	2.09	53.1	3.34	84.8
B2-FL45-0812	14340-0812	20242947	1/2		3/4		1.50	38.1	1.02	25.9	2.36	59.9	3.61	91.6
B2-FL45-1212	14340-1212	20242942	3/4		3/4		1.50	38.1	1.26	32.0	2.91	73.9	4.46	113.4
B2-FL45-1216	14340-1216	20242944	3/4		1		1.75	44.5	1.14	29.0	3.07	78.0	4.62	117.4
B2-FL45-1616	14340-1616	20242919	1		1		1.75	44.5	1.32	33.5	3.27	83.1	5.05	128.1
B2-FL45-1620	14340-1620	20242917	1		1 ¼		2.00	50.8	1.42	36.1	3.23	82.0	5.01	127.1
B2-FL45-2020	28340-2020	20242934	1 ¼		1 ¼		2.00	50.8	1.48	37.6	3.74	95.0	5.79	147.0
B2-FL45-2020S	28340-2020S	20933775	1 ¼		1 ¼		2.00	50.8	1.48	37.6	3.74	95.0	5.79	147.0
B2-FL45-2024	28340-2024	20242921	1 ¼		1 ½		2.37	60.3	1.57	39.9	4.09	103.9	6.14	155.9
B2-FL45-2424	28340-2424	20242915	1 ½		1 ½		2.37	60.3	1.89	48.0	4.61	117.1	6.94	176.2
B2-FL45-2424S	28340-2424S	20933776	1 ½		1 ½		2.37	60.3	1.89	48.0	4.61	117.1	6.94	176.2
B2-FL45-2432	28340-2432	20242914	1 ½		2		2.81	71.4	2.19	55.6	5.35	135.9	7.68	195.1
B2-FL45-3232	28340-3232	20242945	2		2		2.81	71.4	1.87	47.5	5.55	141.0	8.38	213.0
B2-FL45-3232S	28340-3232S	20933777	2		2		2.81	71.4	1.87	47.5	5.55	141.0	8.38	213.0

S=Stainless Steel (See Fitting Identification in Appendix for more information.)

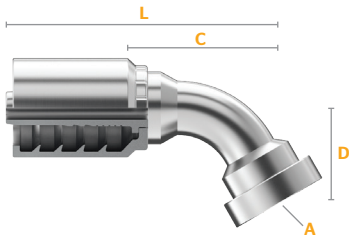


Download the **MyCrimp App** for more information.

### Section 1 B2 Fittings







## FITTINGS

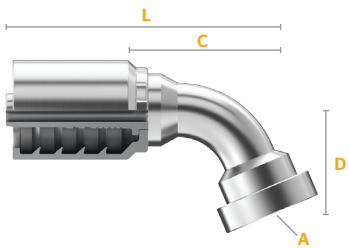




## Code 61 Flange (SAE J518)







60° Elbow

Part Number	Product Number	SAP Number										
			Hose ID	Flange Size	Flange Diameter (A)		Drop (D)		Cut-Off (C)		Length (L)	
			in.		in.	mm	in.	mm	in.	mm	in.	mm
B2-FL60-1212	14345-1212	20242938	3/4	3/4	1.50	38.1	1.46	37.1	3.39	86.1	4.94	125.6
B2-FL60-1216	14345-1216	20242936	3/4	1	1.75	44.5	1.73	43.9	4.02	102.1	5.66	143.8
B2-FL60-1616	14345-1616	20293255	1	1	1.75	44.5	1.85	47.0	3.98	101.1	5.76	146.2
B2-FL60-2020	28345-2020	20242937	1 ¼	1 ¼	2.00	50.8	2.22	56.4	5.10	129.5	7.15	181.5
B2-FL60-2024	28345-2024	20293271	1 ¼	1 ½	2.37	60.3	2.28	58.0	5.31	134.9	7.36	187.0
B2-FL60-2424	28345-2424	20293272	1 ½	1 ½	2.37	60.3	2.28	57.9	5.31	134.9	7.36	186.8
B2-FL60-2432	28345-2432	20293273	1 ½	2	2.81	71.4	3.05	77.5	6.52	165.6	8.85	224.7
B2-FL60-3232	28345-3232	20293274	2	2	2.81	71.4	3.62	91.9	6.81	173.0	9.64	245.0



## Code 61 Flange (SAE J518)

67° Elbow

Part Number	Product Number	SAP Number										
			Hose ID	Flange Size	Flange Diameter (A)		Drop (D)		Cut-Off (C)		Length (L)	
			in.		in.	mm	in.	mm	in.	mm	in.	mm
B2-FL67-1616	14347-1616	20293256	1	1	1.75	44.5	1.95	49.5	3.68	93.5	5.46	138.6
B2-FL67-2020	28347-2020	20293278	1 ¼	1 ¼	2.00	50.8	2.46	62.5	4.72	119.9	6.77	171.9
B2-FL67-2024	28347-2024	20293279	1 ¼	1 ½	2.37	60.3	2.58	65.5	4.78	121.4	6.83	173.5
B2-FL67-2424	28347-2424	20293280	1 ½	1 ½	2.37	60.3	2.58	65.5	5.33	135.4	7.66	194.5
B2-FL67-2432	28347-2432	20293281	1 ½	2	2.81	71.4	3.46	87.9	5.55	141.0	7.88	200.1
B2-FL67-3232	28347-3232	20293282	2	2	2.81	71.4	3.76	95.5	7.05	179.1	9.88	251.1

## FITTINGS



## Section 1

B2 Fittings

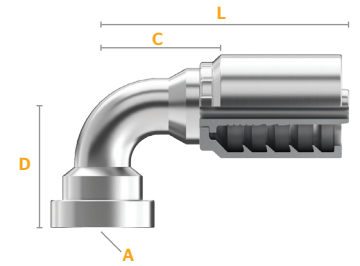
### COMPATIBLE HOSE:







SR1SN SR2SN LR16SC DR16SC ACP3 SR12 ARC16SC  
 DR1SN DR2SN LCP3 XR16SC XCP3 ARC12 Hot Oiler  
 SFS LR2SN SR16SC SCP3 XCP4

For a detailed list, please refer to your Crimp Specifications Manual.

## Code 61 Flange (SAE J518)

90° Elbow

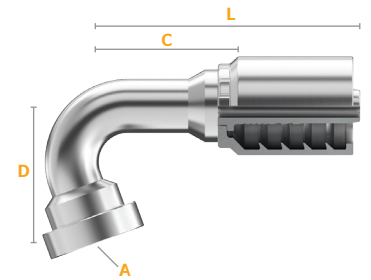








Part Number	Product Number	SAP Number										
			Hose ID	Flange Size	Flange Diameter (A)		Drop (D)		Cut-Off (C)		Length (L)	
			in.		in.	mm	in.	mm	in.	mm	in.	mm
B2-FL90-0808	14350-0808	20242888	1/2	1/2	1.19	30.2	1.65	41.9	1.81	46.0	3.06	77.6
B2-FL90-0812	14350-0812	20242877	1/2	3/4	1.50	38.1	2.01	51.1	1.77	45.0	3.02	76.6
B2-FL90-1212	14350-1212	20242881	3/4	3/4	1.50	38.1	2.36	59.9	2.28	57.9	3.83	97.4
B2-FL90-1216	14350-1216	20242883	3/4	1	1.75	44.5	2.54	64.5	2.60	66.0	4.15	105.5
B2-FL90-1616	14350-1616	20242930	1	1	1.75	44.5	2.64	67.1	2.80	71.1	4.58	116.2
B2-FL90-1620	14350-1620	20242893	1	1 ¼	2.00	50.8	2.80	71.1	2.91	73.9	4.69	119.0
B2-FL90-2016	28350-2016	20242897	1 ¼	1	1.75	44.5	2.56	65.0	3.70	94.0	5.75	146.0
B2-FL90-2020	28350-2020	20242931	1 ¼	1 ¼	2.00	50.8	3.31	84.0	3.46	88.0	5.51	140.0
B2-FL90-2020S	28350-2020S	20933778	1 ¼	1 ¼	2.00	50.8	3.31	84.0	3.46	88.0	5.51	140.0
B2-FL90-2024	28350-2024	20242889	1 ¼	1 ½	2.37	60.3	3.44	87.4	3.58	90.9	5.63	142.9
B2-FL90-2424	28350-2424	20242891	1 ½	1 ½	2.37	60.3	3.58	90.9	4.13	104.9	6.46	164.0
B2-FL90-2424S	28350-2424S	20933779	1 ½	1 ½	2.37	60.3	3.58	90.9	4.13	104.9	6.46	164.0
B2-FL90-2432	28350-2432	20242890	1 ½	2	2.81	71.4	4.53	115.1	4.13	104.9	6.46	164.0
B2-FL90-3232	28350-3232	20242894	2	2	2.81	71.4	5.12	130.0	5.08	129.0	7.91	201.0
B2-FL90-3232S	28350-3232S	20933820	2	2	2.81	71.4	5.12	130.0	5.08	129.0	7.91	201.0

S=Stainless Steel (See Fitting Identification in Appendix for more information.)

## Code 61 Flange (SAE J518)

110° Elbow



Part Number	Product Number	SAP Number										
			Hose ID	Flange Size	Flange Diameter (A)		Drop (D)		Cut-Off (C)		Length (L)	
			in.		in.	mm	in.	mm	in.	mm	in.	mm
B2-FL110-2424	28354-2424	20441319	1 ½	1 ½	2.37	60.3	4.33	110.0	3.74	95.0	6.06	154.0

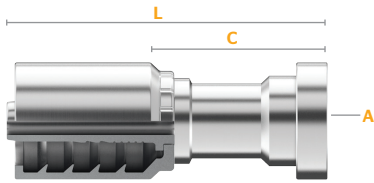


Download the **MyCrimp App** for more information.

**Section 1**  
B2 Fittings

**FITTINGS**

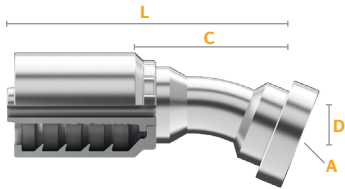




## Code 62 Flange (SAE J518)



Part Number	Product Number	SAP Number	Hose ID	Flange Size	Flange Diameter (A)		Cut-Off (C)		Length (L)	
			in.	in.	in.	mm	in.	mm	in.	mm
B2-FH-1212	14300-1212	20241745	3/4	3/4	1.63	41.3	2.07	52.6	3.62	92.0
B2-FH-1616	14300-1616	20242954	1	1	1.87	47.6	2.22	56.4	4.00	101.5
B2-FH-1620	14300-1620	20242951	1	1 ¼	2.13	54.0	2.48	62.9	4.25	108.0
B2-FH-2016	28300-2016	20441292	1 ¼	1	1.87	47.6	3.26	82.9	5.31	134.9
B2-FH-2020	28300-2020	20241752	1 ¼	1 ¼	2.13	54.0	3.27	83.1	5.32	135.0
B2-FH-2024	28300-2024	20241754	1 ¼	1 ½	2.50	63.5	2.79	71.0	4.84	122.9
B2-FH-2424	28300-2424	20241751	1 ½	1 ½	2.50	63.5	3.74	95.0	6.07	154.1
B2-FH-2432	28300-2432	20241757	1 ½	2	3.13	79.4	2.99	75.9	5.32	135.1
B2-FH-3232	28300-3232	20241759	2	2	3.13	79.4	2.99	75.9	5.82	147.9



## Code 62 Flange (SAE J518)

22.5° Elbow



Part Number	Product Number	SAP Number	Hose ID	Flange Size	Flange Diameter (A)		Drop (D)		Cut-Off (C)		Length (L)	
			in.	in.	in.	mm	in.	mm	in.	mm	in.	mm
B2-FH22-2020	28303-2020	20293291	1 ¼	1 ¼	2.13	54.0	0.69	17.5	4.72	120.0	6.77	172.0
B2-FH22-2024	28303-2024	20293292	1 ¼	1 ½	2.50	63.5	0.81	20.5	5.04	128.0	7.09	180.0

# FITTINGS



## Section 1 B2 Fittings

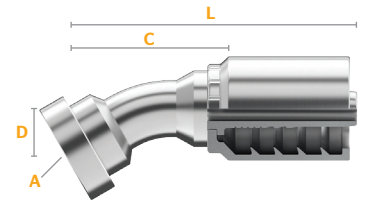
### COMPATIBLE HOSE:







SR1SN SR2SN LR16SC DR16SC ACP3 SR12 ARC16SC  
 DR1SN DR2SN LCP3 XR16SC XCP3 ARC12 Hot Oiler  
 SFS LR2SN SR16SC SCP3 XCP4

For a detailed list, please refer to your Crimp Specifications Manual.

## Code 62 Flange (SAE J518)

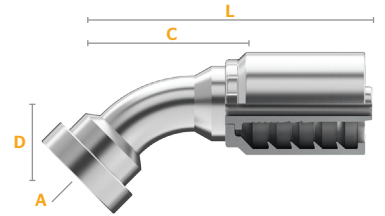
30° Elbow









Part Number	Product Number	SAP Number										
			Hose ID	Flange Size	Flange Diameter (A)		Drop (D)		Cut-Off (C)		Length (L)	
			in.		in.	mm	in.	mm	in.	mm	in.	mm
B2-FH30-2020	28305-2020	20293295	1 ¼	1 ¼	2.13	54.0	0.96	24.4	4.61	117.1	6.66	169.0
B2-FH30-2024	28305-2024	20293296	1 ¼	1 ½	2.50	63.5	1.12	28.5	4.90	124.5	6.95	176.5
B2-FH30-2424	28305-2424	20293297	1 ½	1 ½	2.50	63.5	1.08	27.4	5.22	132.6	7.55	191.7
B2-FH30-3232	28305-3232	20293298	2	2	3.13	79.4	1.44	36.6	6.65	168.9	9.48	240.9

## Code 62 Flange (SAE J518)

45° Elbow

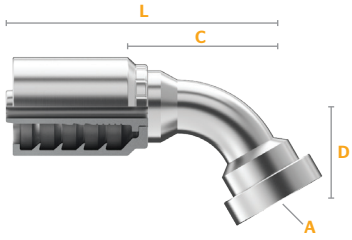


Part Number	Product Number	SAP Number										
			Hose ID	Flange Size	Flange Diameter (A)		Drop (D)		Cut-Off (C)		Length (L)	
			in.		in.	mm	in.	mm	in.	mm	in.	mm
B2-FH45-1212	14310-1212	20241791	3/4	3/4	1.63	41.3	1.22	31.0	3.31	84.1	4.86	123.5
B2-FH45-1616	14310-1616	20241775	1	1	1.87	47.6	1.42	36.1	3.82	97.0	5.60	142.1
B2-FH45-1620	14310-1620	20241772	1	1 ¼	2.13	54.0	1.54	39.1	3.78	96.0	5.56	141.1
B2-FH45-2020	28310-2020	20241764	1 ¼	1 ¼	2.13	54.0	1.57	40.0	4.29	109.0	6.34	161.0
B2-FH45-2024	28310-2024	20241765	1 ¼	1 ½	2.50	63.5	1.79	45.5	4.53	115.1	6.58	167.0
B2-FH45-2424	28310-2424	20241769	1 ½	1 ½	2.50	63.5	1.77	45.0	4.84	122.9	7.17	182.1
B2-FH45-2432	28310-2432	20241776	1 ½	2	3.13	79.4	2.26	57.4	5.24	133.1	7.57	192.2
B2-FH45-3232	28310-3232	20241767	2	2	3.13	79.4	2.36	59.9	6.18	157.0	9.01	229.0









Download the **MyCrimp App** for more information.

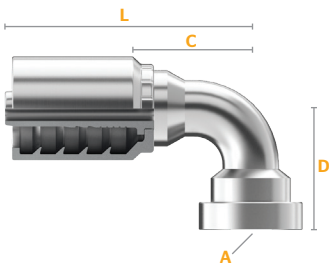
**Section 1**  
B2 Fittings



## Code 62 Flange (SAE J518)







60° Elbow

Part Number	Product Number	SAP Number										
			Hose ID	Flange Size	Flange Diameter (A)		Drop (D)		Cut-Off (C)		Length (L)	
			in.		in.	mm	in.	mm	in.	mm	in.	mm
B2-FH60-2020	28312-2020	20293301	1 ¼	1 ¼	2.13	54.0	2.32	58.9	5.26	133.6	7.30	185.5
B2-FH60-2024	28312-2024	20293302	1 ¼	1 ½	2.50	63.5	2.48	63.0	5.49	139.5	7.54	191.5



## Code 62 Flange (SAE J518)

90° Elbow

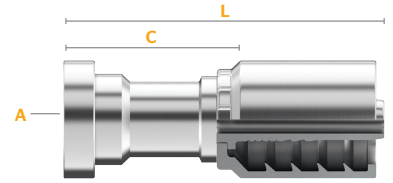
Part Number	Product Number	SAP Number										
			Hose ID	Flange Size	Flange Diameter (A)		Drop (D)		Cut-Off (C)		Length (L)	
			in.		in.	mm	in.	mm	in.	mm	in.	mm
B2-FH90-0808	14315-0808	20241744	1/2	1/2	1.25	31.8	1.81	46.0	1.89	48.0	3.32	84.3
B2-FH90-1212	14315-1212	20241732	3/4	3/4	1.63	41.3	2.40	61.0	2.48	63.0	4.03	102.4
B2-FH90-1616	14315-1616	20241788	1	1	1.87	47.6	2.95	74.9	2.91	73.9	4.69	119.0
B2-FH90-1620	14315-1620	20241785	1	1 ¼	2.13	54.0	3.07	78.0	3.07	78.0	4.85	123.1
B2-FH90-2016	28315-2016	20441315	1 ¼	1	1.87	47.6	2.83	71.9	3.35	85.1	5.40	137.0
B2-FH90-2020	28315-2020	20241780	1 ¼	1 ¼	2.13	54.0	3.50	89.0	3.70	94.0	5.75	146.0
B2-FH90-2024	28315-2024	20241781	1 ¼	1 ½	2.50	63.5	3.70	94.0	3.86	98.0	5.91	150.0
B2-FH90-2424	28315-2424	20241771	1 ½	1 ½	2.50	63.5	4.13	104.9	3.94	100.1	6.27	159.2
B2-FH90-2432	28315-2432	20241777	1 ½	2	3.13	79.4	4.84	122.9	4.53	115.1	6.86	174.2
B2-FH90-3232	28315-3232	20241740	2	2	3.13	79.4	5.20	132.1	5.63	143.0	8.46	215.0






COMPATIBLE HOSE:

SR1SN SR2SN LR16SC DR16SC ACP3 SR12 ARC16SC  
 DR1SN DR2SN LCP3 XR16SC XCP3 ARC12 Hot Oiler  
 SFS LR2SN SR16SC SCP3 XCP4

For a detailed list, please refer to your Crimp Specifications Manual.

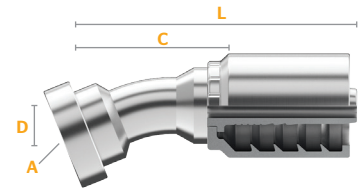
## Caterpillar® Flange









Part Number	Product Number	SAP Number								
			Hose ID	Flange Size	Flange Diameter (A)		Cut-Off (C)		Length (L)	
			in.		in.	mm	in.	mm	in.	mm
B2-CF-2020	28185-2020	20441206	1 ¼	1 ¼	2.13	54.0	3.43	87.0	5.47	139.0
B2-CF-2024	28185-2024	20441279	1 ¼	1 ½	2.50	63.5	3.58	91.0	5.63	143.0
B2-CF-2424	28185-2424	20293307	1 ½	1 ½	2.50	63.5	3.31	84.0	5.63	143.0
B2-CF-2432	28185-2432	20441323	1 ½	2	3.13	79.4	3.86	98.0	6.18	157.0
B2-CF-3232	28185-3232	20293308	2	2	3.13	79.4	4.33	110.0	7.17	182.0

## Caterpillar® Flange

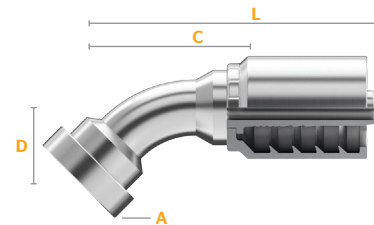
22.5° Elbow









Part Number	Product Number	SAP Number										
			Hose ID	Flange Size	Flange Diameter (A)		Drop (D)	Cut-Off (C)		Length (L)		
			in.		in.	mm	in.	mm	in.	mm	in.	mm
B2-CF22-2020	28187-2020	20441307	1 ¼	1 ¼	2.13	54.0	0.77	19.5	4.80	122.0	6.85	174.0
B2-CF22-2024	28187-2024	20441281	1 ¼	1 ½	2.50	63.5	0.91	23.0	5.12	130.0	7.17	182.0

## Caterpillar® Flange

45° Elbow



Part Number	Product Number	SAP Number										
			Hose ID	Flange Size	Flange Diameter (A)		Drop (D)	Cut-Off (C)		Length (L)		
			in.		in.	mm	in.	mm	in.	mm	in.	mm
B2-CF45-2020	28190-2020	20441285	1 ¼	1 ¼	2.13	54.0	1.69	43.0	4.33	110.0	6.38	162.0
B2-CF45-2024	28190-2024	20441286	1 ¼	1 ½	2.50	63.5	1.95	49.5	4.57	116.0	6.61	168.0
B2-CF45-2424	28190-2424	20441325	1 ½	1 ½	2.50	63.5	1.89	48.0	7.01	178.0	9.33	237.0

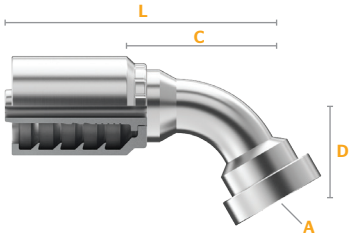


Download the **MyCrimp App** for more information.

**Section 1**  
B2 Fittings

**FITTINGS**



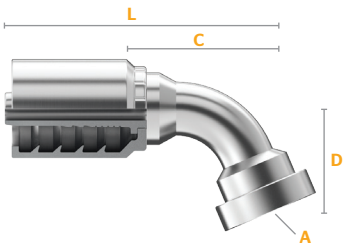


## Caterpillar® Flange

60° Elbow



Part Number	Product Number	SAP Number	Hose ID	Flange Size	Flange Diameter (A)		Drop (D)		Cut-Off (C)		Length (L)	
			in.		in.	mm	in.	mm	in.	mm	in.	mm
B2-CF60-2020	28192-2020	20441289	1 ¼	1 ¼	2.13	54.0	2.52	64.0	5.2	132.0	7.24	184.0
B2-CF60-2024	28192-2024	20441290	1 ¼	1 ½	2.50	63.5	2.76	70.0	5.35	136.0	7.40	188.0
B2-CF60-2432	28192-2432	20441326	1 ½	2	3.13	79.4	3.35	85.0	5.47	139.0	7.80	198.0

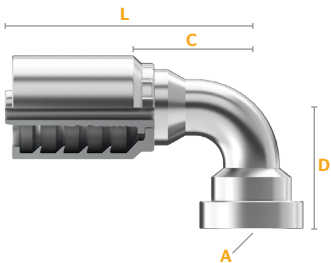


## Caterpillar® Flange

67° Elbow



Part Number	Product Number	SAP Number	Hose ID	Flange Size	Flange Diameter (A)		Drop (D)		Cut-Off (C)		Length (L)	
			in.		in.	mm	in.	mm	in.	mm	in.	mm
B2-CF67-2020	28194-2020	20441327	1 ¼	1 ¼	2.13	54.0	2.76	70.0	4.92	125.0	6.97	177.0
B2-CF67-2024	28194-2024	20441328	1 ¼	1 ½	2.50	63.5	3.07	78.0	5.04	128.0	7.09	180.0



## Caterpillar® Flange

90° Elbow



Part Number	Product Number	SAP Number	Hose ID	Flange Size	Flange Diameter (A)		Drop (D)		Cut-Off (C)		Length (L)	
			in.		in.	mm	in.	mm	in.	mm	in.	mm
B2-CF90-2020	28195-2020	20441274	1 ¼	1 ¼	2.13	54.0	3.66	93.0	3.62	92.0	5.67	144.0
B2-CF90-2024	28195-2024	20441275	1 ¼	1 ½	2.50	63.5	3.98	101.0	3.70	94.0	5.75	146.0
B2-CF90-2424	28195-2424	20441332	1 ½	1 ½	2.50	63.5	4.29	109.0	4.41	112.0	6.73	171.0

### FITTINGS



### Section 1

B2 Fittings

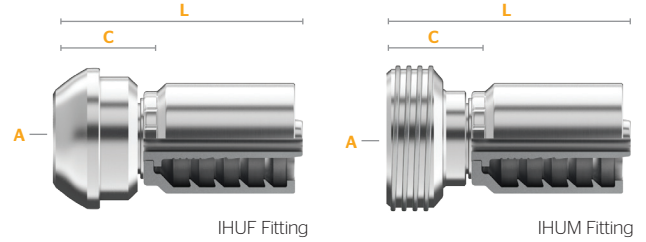
#### COMPATIBLE HOSE:





SR1SN	SR2SN	LR16SC	DR16SC	ACP3	SR12	ARC16SC
DR1SN	DR2SN	LCP3	XR16SC	XCP3	ARC12	Hot Oiler
SFS	LR2SN	SR16SC	SCP3	XCP4		

For a detailed list, please refer to your Crimp Specifications Manual.

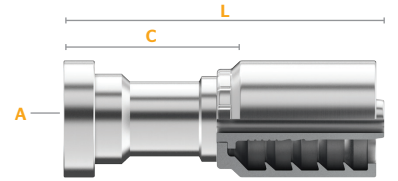







## Hammer Union



Part Number	Product Number	SAP Number						
			Hose ID	Thread Size (A)	Cut-Off (C)		Length (L)	
			in.		in.	mm	in.	mm
B2-IHUF1502-1616	14390-1616	20873149	1	ACME-2G, 3.5 TPI	2.14	54.4	3.91	99.3
B2-IHUM1502-1616	14395-1616	20873150	1	ACME-2G, 3.5 TPI	2.10	53.3	3.88	98.6
B2-IHUF1502-2432	28390-2432	20815350	1 ½	ACME-2G, 3 TPI	2.64	67.1	4.81	122.2
B2-IHUM1502-2432	28395-2432	20815351	1 ½	ACME-2G, 3 TPI	2.38	60.5	4.88	123.9

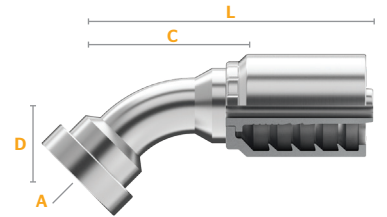
## Komatsu® Flange









Part Number	Product Number	SAP Number								
			Hose ID	Flange Size	Flange Diameter (A)		Cut-Off (C)		Length (L)	
			in.		in.	mm	in.	mm	in.	mm
B2-KF-0810	14530-0810	20293257	1/2	5/8	1.34	34.0	1.83	46.6	3.08	78.2
B2-KF-1010	14530-1010	20242060	5/8	5/8	1.34	34.0	1.843	46.8	3.20	81.3

## Komatsu® Flange

45° Elbow



Part Number	Product Number	SAP Number										
			Hose ID	Flange Size	Flange Diameter (A)		Drop (D)		Cut-Off (C)		Length (L)	
			in.		in.	mm	in.	mm	in.	mm	in.	mm
B2-KF45-1010	14535-1010	20242061	5/8	5/8	1.34	34.0	0.98	24.9	2.32	58.9	3.68	93.4

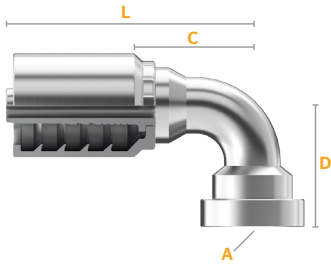


Download the **MyCrimp App** for more information.

**Section 1**  
B2 Fittings







**FITTINGS**

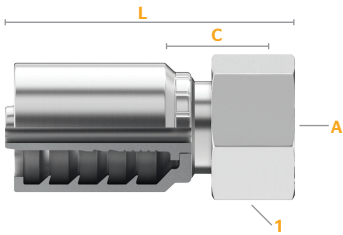




## Komatsu® Flange






90° Elbow

Part Number	Product Number	SAP Number							
			Hose ID	Flange Size	Flange Diameter (A)	Drop (D)	Cut-Off (C)	Length (L)	
			in.		in. mm	in. mm	in. mm	in.	mm
B2-KF90-1010	14540-1010	20242062	5/8	5/8	1.34 34.0	2.01 51.1	1.97 50.0	3.327	84.5



## BSPP (British Standard Pipe Parallel)

Female / Swivel

Part Number	Product Number	SAP Number						
			Hose ID	Thread Size (A)	Hex 1 Wrench Size	Cut-Off (C)	Length (L)	
			in.		mm	in. mm	in.	mm
B2-BPFX-0404	14105-0404	20242821	1/4	1/4-19	19	0.93 23.7	1.91	48.6
B2-BPFX-0406	14105-0406	20242820	1/4	3/8-19	22	1.09 27.6	2.07	52.5
B2-BPFX-0606	14105-0606	20242834	3/8	3/8-19	22	1.09 27.8	2.14	54.4
B2-BPFX-0608	14105-0608	20242822	3/8	1/2-14	27	1.20 30.4	2.24	57.0
B2-BPFX-0808	14105-0808	20242826	1/2	1/2-14	27	1.22 31.0	2.47	62.7
B2-BPFX-0810	14105-0810	20242823	1/2	5/8-14	27	1.48 37.6	2.73	69.3
B2-BPFX-1010 <sup>C</sup>	14105-1010	20242824	5/8	5/8-14	27	1.12 28.5	2.48	62.9
B2-BPFX-1012	14105-1012	20242839	5/8	3/4-14	32	1.49 37.8	2.84	72.2
B2-BPFX-1212 <sup>C</sup>	14105-1212	20242818	3/4	3/4-14	32	1.17 29.7	2.72	69.1
B2-BPFX-1616 <sup>C</sup>	14105-1616	20242862	1	1-11	38	1.36 34.4	3.13	79.5
B2-BPFX-2020 <sup>T</sup>	28105-2020	20242842	1 1/4	1 1/4-11	50	1.69 42.8	3.73	94.8
B2-BPFX-2424 <sup>T</sup>	28105-2424	20242860	1 1/2	1 1/2-11	55	1.80 45.8	4.13	105.0
B2-BPFX-3232 <sup>T</sup>	28105-3232	20242819	2	2-11	70	1.98 50.2	4.81	122.2

<sup>C</sup>=Crimp Nut <sup>T</sup>=Thrust-Wire Nut (See Fitting Identification in Appendix for more information.)

## FITTINGS



### Section 1

B2 Fittings

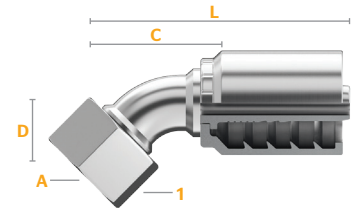
#### COMPATIBLE HOSE:







SR1SN SR2SN LR16SC DR16SC ACP3 SR12 ARC16SC  
 DR1SN DR2SN LCP3 XR16SC XCP3 ARC12 Hot Oiler  
 SFS LR2SN SR16SC SCP3 XCP4

For a detailed list, please refer to your Crimp Specifications Manual.

## BSPB (British Standard Pipe Parallel)

Female / 45° Elbow / Swivel

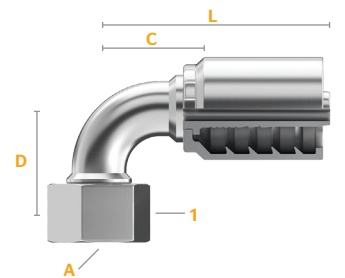








Part Number	Product Number	SAP Number									
			Hose ID	Thread Size (A)	Hex 1 Wrench Size	Drop (D)	Cut-Off (C)	Length (L)	in.	mm	in.
B2-BPFX45-0404 <sup>S</sup>	14115-0404	20242851	1/4	1/4-19	19	0.59	15.0	1.81	46.0	2.79	70.9
B2-BPFX45-0606 <sup>S</sup>	14115-0606	20242847	3/8	3/8-19	22	0.81	20.6	1.97	50.0	3.02	76.7
B2-BPFX45-0808 <sup>S</sup>	14115-0808	20242853	1/2	1/2-14	27	0.83	21.1	2.17	55.1	3.42	86.8
B2-BPFX45-1010	14115-1010	20242846	5/8	5/8-14	27	0.85	21.6	2.52	64.0	3.88	98.5
B2-BPFX45-1212	14115-1212	20242849	3/4	3/4-14	32	1.10	27.9	2.76	70.1	4.31	109.6
B2-BPFX45-1616	14115-1616	20242850	1	1-11	38	1.34	34.0	3.31	84.1	5.09	129.2
B2-BPFX45-2020 <sup>T</sup>	28115-2020	20242854	1 1/4	1 1/4-11	50	1.57	39.9	3.98	101.1	6.03	153.1
B2-BPFX45-2424 <sup>T</sup>	28115-2424	20242855	1 1/2	1 1/2-11	55	1.81	46.0	4.57	116.1	6.90	175.2
B2-BPFX45-3232 <sup>T</sup>	28115-3232	20242841	2	2-11	70	2.36	59.9	5.98	151.9	8.81	223.9

T=Thrust-Wire Nut S=Slip Nut (See Fitting Identification in Appendix for more information.)

## BSPB (British Standard Pipe Parallel)

Female / 90° Elbow / Swivel



Part Number	Product Number	SAP Number									
			Hose ID	Thread Size (A)	Hex 1 Wrench Size	Drop (D)	Cut-Off (C)	Length (L)	in.	mm	in.
B2-BPFX90-0404	14120-0404	20242868	1/4	1/4-19	19	1.14	29.0	1.14	29.0	2.12	53.8
B2-BPFX90-0606	14120-0606	20242864	3/8	3/8-19	22	1.65	41.9	1.38	35.1	2.43	61.7
B2-BPFX90-0608	14120-0608	20242859	3/8	1/2-14	27	1.40	35.6	1.34	34.0	2.39	60.7
B2-BPFX90-0808	14120-0808	20242870	1/2	1/2-14	27	1.61	40.9	1.42	36.1	2.67	67.7
B2-BPFX90-1010 <sup>C</sup>	14120-1010	20242863	5/8	5/8-14	27	1.85	47.0	1.89	48.0	3.25	82.5
B2-BPFX90-1212 <sup>C</sup>	14120-1212	20242866	3/4	3/4-14	32	2.09	53.1	1.93	49.0	3.48	88.5
B2-BPFX90-1616 <sup>C</sup>	14120-1616	20242845	1	1-11	38	2.72	69.1	2.95	74.9	4.73	120.0
B2-BPFX90-2020 <sup>T</sup>	28120-2020	20242848	1 1/4	1 1/4-11	50	3.27	83.1	3.23	82.0	5.28	134.1
B2-BPFX90-2424 <sup>T</sup>	28120-2424	20242843	1 1/2	1 1/2-11	55	3.78	96.0	3.78	96.0	6.11	155.1
B2-BPFX90-3232 <sup>T</sup>	28120-3232	20242867	2	2-11	70	5.35	135.9	5.04	128.0	7.87	200.0

C=Crimp Nut T=Thrust-Wire Nut (See Fitting Identification in Appendix for more information.)

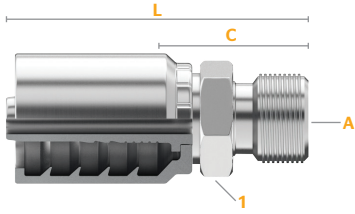


Download the **MyCrimp App** for more information.

**Section 1**  
B2 Fittings






**FITTINGS**

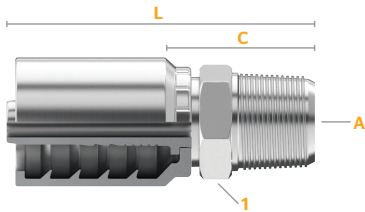




## BSPP (British Standard Pipe Parallel)






Male

Part Number	Product Number	SAP Number							
			Hose ID	Thread Size (A)	Hex 1 Wrench Size	Cut-Off (C)		Length (L)	
			in.		mm	in.	mm	in.	mm
B2-BPM-0404	14130-0404	20242840	1/4	1/4-19	19	1.03	26.2	2.01	51.1
B2-BPM-0606	14130-0606	20242829	3/8	3/8-19	22	1.10	28.0	2.15	54.6
B2-BPM-0608	14130-0608	20242830	3/8	1/2-14	27	1.24	31.5	2.29	58.1
B2-BPM-0806	14130-0806	20242835	1/2	3/8-19	22	1.12	28.5	2.37	60.2
B2-BPM-0808	14130-0808	20242827	1/2	1/2-14	27	1.26	32.0	2.51	63.7
B2-BPM-1010	14130-1010	20242828	5/8	5/8-14	30	1.35	34.3	2.71	68.8
B2-BPM-1212	14130-1212	20242832	3/4	3/4-14	32	1.45	36.7	3.00	76.1
B2-BPM-1616	14130-1616	20242838	1	1-11	41	1.69	43.0	3.47	88.1
B2-BPM-2020	28130-2020	20242836	1 1/4	1 1/4-11	50	1.89	48.0	3.40	86.3
B2-BPM-2424	28130-2424	20242837	1 1/2	1 1/2-11	55	2.00	50.7	4.33	109.9
B2-BPM-3232	28130-3232	20242833	2	2-11	70	2.28	57.9	5.11	129.8



## BSPT (British Standard Pipe Tapered)

Male

Part Number	Product Number	SAP Number							
			Hose ID	Thread Size (A)	Hex 1 Wrench Size	Cut-Off (C)		Length (L)	
			in.		mm	in.	mm	in.	mm
B2-BTM-0404	14170-0404	20242873	1/4	1/4-19	17	1.063	27.0	2.043	51.9
B2-BTM-0406	14170-0406	20923068	1/4	3/8-19	19	1.092	27.7	2.072	52.6
B2-BTM-0606	14170-0606	20242872	3/8	3/8-19	19	1.1	27.9	2.148	54.6
B2-BTM-0608	14170-0608	20923069	3/8	1/2-14	22	1.284	32.5	2.333	59.2
B2-BTM-0808	14170-0808	20242871	1/2	1/2-14	22	1.305	33.1	2.552	64.8
B2-BTM-1212	14170-1212	20242876	3/4	3/4-14	27	1.364	34.6	2.917	74.1
B2-BTM-1616	14170-1616	20242874	1	1-11	36	1.73	43.9	3.505	89.0

### FITTINGS



### Section 1

B2 Fittings

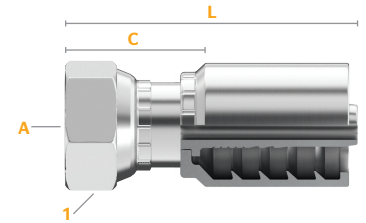
**COMPATIBLE HOSE:**






SR1SN	SR2SN	LR16SC	DR16SC	ACP3	SR12	ARC16SC
DR1SN	DR2SN	LCP3	XR16SC	XCP3	ARC12	Hot Oiler
SFS	LR2SN	SR16SC	SCP3	XCP4		

*For a detailed list, please refer to your Crimp Specifications Manual.*

## BSP Flat Seat (British Standard Pipe)

Female / Swivel

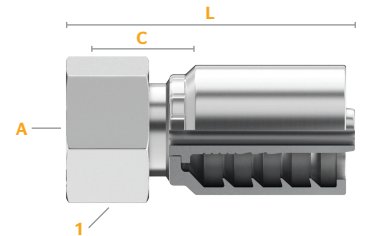







Part Number	Product Number	SAP Number							
			Hose ID	Thread Size (A)	Hex 1 Wrench Size	Cut-Off (C)		Length (L)	
			in.		mm	in.	mm	in.	mm
B2-BFFX-0606	14100-0606	20242815	3/8	3/8-19	22	0.75	19.0	1.80	45.6
B2-BFFX-0608	14100-0608	20242814	3/8	1/2-14	27	0.80	20.2	1.84	46.8
B2-BFFX-0808	14100-0808	20242816	1/2	1/2-14	27	0.82	20.9	2.07	52.5
B2-BFFX-0812	14100-0812	20242812	1/2	3/4-14	32	0.97	24.5	2.21	56.2
B2-BFFX-1212 <sup>c</sup>	14100-1212	20242813	3/4	3/4-14	32	0.72	18.2	2.27	57.6

C=Crimp Nut (See Fitting Identification in Appendix for more information.)

## DIN 24° Light

Female / Swivel



Part Number	Product Number	SAP Number							
			Hose ID	Thread Size (A)	Hex 1 Wrench Size	Cut-Off (C)		Length (L)	
			in.		mm	in.	mm	in.	mm
B2-DLFX-0412 <sup>T</sup>	14240-0412	20241852	1/4	12x1.5	14	1.07	27.2	2.05	52.0
B2-DLFX-0414	14240-0414	20241837	1/4	14x1.5	17	1.02	25.9	2.00	50.8
B2-DLFX-0416	14240-0416	20241845	1/4	16x1.5	19	1.08	27.4	2.06	52.2
B2-DLFX-0516	14240-0516	20873166	5/16	16x1.5	19	1.167	29.7	2.147	54.6
B2-DLFX-0518	14240-0518	20873167	5/16	18x1.5	22	1.082	27.4	2.062	52.2
B2-DLFX-0616	14240-0616	20241842	3/8	16x1.5	19	2.21	56.2	2.26	57.5
B2-DLFX-0618	14240-0618	20241843	3/8	18x1.5	22	1.08	27.5	2.13	54.2
B2-DLFX-0622	14240-0622	20782409	3/8	22x1.5	27	1.18	30.0	2.23	56.7
B2-DLFX-0822	14240-0822	20241859	1/2	22x1.5	27	1.21	30.7	2.46	62.4
B2-DLFX-1026	14240-1026	20241844	5/8	26x1.5	32	1.24	31.5	2.60	65.9
B2-DLFX-1230	14240-1230	20241840	3/4	30x2.0	36	1.42	36.0	2.97	75.4
B2-DLFX-1636	14240-1636	20241871	1	36x2.0	41	1.49	37.9	3.27	83.0
B2-DLFX-2045	28240-2045	20241857	1 1/4	45x2.0	50	1.74	44.1	3.78	96.1
B2-DLFX-2452	28240-2452	20441314	1 1/2	52x2.0	60	1.74	44.1	4.07	103.3

T=Thrust-Wire Nut (See Fitting Identification in Appendix for more information.)

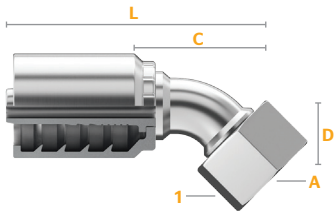


Download the **MyCrimp App** for more information.

**Section 1**  
B2 Fittings







**FITTINGS**

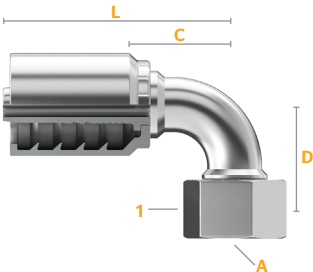




## DIN 24° Light







Female / 45° Elbow / Swivel

Part Number	Product Number	SAP Number									
			Hose ID	Thread Size (A)	Hex 1 Wrench Size	Drop (D)		Cut-Off (C)		Length (L)	
			in.		mm	in.	mm	in.	mm	in.	mm
B2-DLFX45-0414	14245-0414	20241855	1/4	14x1.5	17	0.69	17.5	1.69	42.9	2.67	67.8
B2-DLFX45-0416	14245-0416	20241860	1/4	16x1.5	19	0.79	20.1	1.65	41.9	2.63	66.8
B2-DLFX45-0516	14245-0516	20873168	5/16	16x1.5	19	0.71	18.0	1.69	42.9	2.67	67.8
B2-DLFX45-0518	14245-0518	20873169	5/16	18x1.5	22	0.77	19.6	1.848	47.0	2.828	71.9
B2-DLFX45-0616	14245-0616	20441216	3/8	16x1.5	19	0.71	18.0	1.73	43.9	2.78	70.6
B2-DLFX45-0618	14245-0618	20241862	3/8	18x1.5	22	0.77	19.6	1.85	47.0	2.90	73.6
B2-DLFX45-0622	14245-0622	20782411	3/8	22x1.5	27	0.83	21.1	2.14	54.5	3.19	81.1
B2-DLFX45-0822	14245-0822	20241858	1/2	22x1.5	27	0.83	21.1	2.17	55.1	3.42	86.8
B2-DLFX45-1026	14245-1026	20241863	5/8	26x1.5	32	0.94	23.9	2.56	65.0	3.92	99.5
B2-DLFX45-1230	14245-1230	20241861	3/4	30x2.0	36	1.26	32.0	2.72	69.1	4.27	108.5
B2-DLFX45-1636	14245-1636	20241856	1	36x2.0	41	1.26	32.0	3.58	90.9	5.36	136.0
B2-DLFX45-2452	28245-2452	20588801	1 1/2	52x2.0	60	1.85	47.0	4.49	114.0	6.816	173.1



## DIN 24° Light

Female / 90° Elbow / Swivel

Part Number	Product Number	SAP Number									
			Hose ID	Thread Size (A)	Hex 1 Wrench Size	Drop (D)		Cut-Off (C)		Length (L)	
			in.		mm	in.	mm	in.	mm	in.	mm
B2-DLFX90-0412	14250-0412	20241866	1/4	12x1.5	14	1.02	25.9	1.14	29.0	2.12	53.8
B2-DLFX90-0414	14250-0414	20241867	1/4	14x1.5	17	1.28	32.5	1.10	27.9	2.08	52.8
B2-DLFX90-0416	14250-0416	20241868	1/4	16x1.5	19	1.28	32.5	1.10	27.9	2.08	52.8
B2-DLFX90-0516	14250-0516	20873170	5/16	16x1.5	19	1.38	35.1	1.3	33.0	2.28	57.9
B2-DLFX90-0518	14250-0518	20873171	5/16	18x1.5	22	1.54	39.1	1.3	33.0	2.278	57.9
B2-DLFX90-0616	14250-0616	20289910	3/8	16x1.5	19	1.42	36.1	1.18	30.0	2.23	56.6
B2-DLFX90-0618	14250-0618	20241870	3/8	18x1.5	22	1.54	39.1	1.30	33.0	2.35	59.7
B2-DLFX90-0622	14250-0622	20782412	3/8	22x1.5	27	1.59	40.4	1.54	39.2	2.59	65.9
B2-DLFX90-0822	14250-0822	20241865	1/2	22x1.5	27	1.59	40.4	1.57	39.9	2.82	71.6
B2-DLFX90-1026	14250-1026	20241853	5/8	26x1.5	32	1.89	48.0	2.01	51.1	3.37	85.5
B2-DLFX90-1230	14250-1230	20241869	3/4	30x2.0	36	2.32	58.9	2.05	52.1	3.60	91.5

Continued on the next page.

# FITTINGS



## Section 1

B2 Fittings

### COMPATIBLE HOSE:

SR1SN	SR2SN	LR16SC	DR16SC	ACP3	SR12	ARC16SC
DR1SN	DR2SN	LCP3	XR16SC	XCP3	ARC12	Hot Oiler
SFS	LR2SN	SR16SC	SCP3	XCP4		

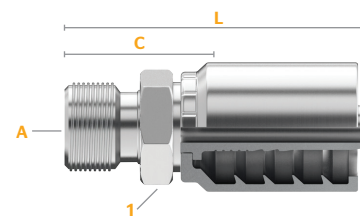
For a detailed list, please refer to your Crimp Specifications Manual.

DIN 24° Light (Female 90°) Continued

Part Number	Product Number	SAP Number	Hose ID	Thread Size (A)	Hex 1 Wrench Size	Drop (D)		Cut-Off (C)		Length (L)	
			in.		mm	in.	mm	in.	mm	in.	mm
B2-DLFX90-1636	14250-1636	20241864	1	36x2.0	41	2.68	68.1	3.07	78.0	4.85	123.1
B2-DLFX90-2045	28250-2045	20241872	1 ¼	45x2.0	50	3.50	88.9	3.54	89.9	5.59	141.9
B2-DLFX90-2452	28250-2452	20588800	1 ½	52x2.0	60	3.84	97.5	4.21	107.0	6.54	166.1
B2-DLFX90XL-2452	28250-2452XL	20793531	1 ½	52x2.0	60	8.50	215.9	4.11	104.4	6.60	167.7

## DIN 24° Light

Male



Part Number	Product Number	SAP Number	Hose ID	Thread Size (A)	Hex 1 Wrench Size	Cut-Off (C)		Length (L)	
			in.		mm	in.	mm	in.	mm
B2-DLM-0412	14255-0412	20241847	1/4	12x1.5	14	0.84	21.4	1.82	46.3
B2-DLM-0414	14255-0414	20241848	1/4	14x1.5	14	0.84	21.4	1.82	46.3
B2-DLM-0416	14255-0416	20241849	1/4	16x1.5	17	0.92	23.4	1.90	48.3
B2-DLM-0616	14255-0616	20241850	3/8	16x1.5	17	0.93	23.6	1.98	50.2
B2-DLM-0618	14255-0618	20241838	3/8	18x1.5	19	0.96	24.4	2.01	51.1
B2-DLM-0622	14255-0622	20274103	3/8	22x1.5	22	1.00	25.4	2.05	52.1
B2-DLM-0822	14255-0822	20241846	1/2	22x1.5	22	1.02	26.0	2.27	57.6
B2-DLM-1026	14255-1026	20241851	5/8	26x1.5	27	1.07	27.1	2.42	61.6
B2-DLM-1226	14255-1226	20959262	3/4	26x1.5	27	1.087	27.7	2.64	67.1
B2-DLM-1230	14255-1230	20241854	3/4	30x2.0	32	1.24	31.5	2.79	70.9
B2-DLM-1636	14255-1636	20241839	1	36x2.0	36	1.34	34.1	3.12	79.1



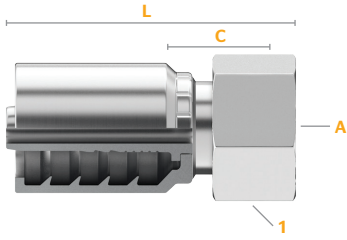
Download the **MyCrimp App** for more information.

### Section 1

B2 Fittings






## FITTINGS





## DIN 24° Heavy

Female / Swivel

Part Number	Product Number	SAP Number							
			Hose ID	Thread Size (A)	Hex 1 Wrench Size	Cut-Off (C)		Length (L)	
			in.		mm	in.	mm	in.	mm
B2-DHFX-0416	14210-0416	20241801	1/4	16x1.5	19	1.20	30.5	2.18	55.4
B2-DHFX-0418	14210-0418	20241805	1/4	18x1.5	22	1.21	30.8	2.19	55.7
B2-DHFX-0518	14210-0518	20873159	5/16	18x1.5	22	1.262	32.0	2.242	56.9
B2-DHFX-0520	14210-0520	20873160	5/16	20x1.5	24	1.285	32.8	2.265	57.7
B2-DHFX-0618	14210-0618	20293217	3/8	18x1.5	22	1.23	31.3	2.28	57.9
B2-DHFX-0620	14210-0620	20241796	3/8	20x1.5	24	1.21	30.8	2.26	57.4
B2-DHFX-0622	14210-0622	20241803	3/8	22x1.5	27	1.42	36.2	2.47	62.8
B2-DHFX-0624	14210-0624	20790636	3/8	24x1.5	30	1.411	35.8	2.46	62.5
B2-DHFX-0820	14210-0820	20441214	1/2	20x1.5	24	1.24	31.4	2.48	63.0
B2-DHFX-0824	14210-0824	20241815	1/2	24x1.5	30	1.44	36.5	2.68	68.2
B2-DHFX-1030	14210-1030	20241807	5/8	30x2.0	36	1.64	41.7	2.99	76.0
B2-DHFX-1230 <sup>T</sup>	14210-1230	20241800	3/4	30x2.0	36	1.62	41.0	3.17	80.5
B2-DHFX-1236	14210-1236	20241799	3/4	36x2.0	46	1.89	47.9	3.44	87.4
B2-DHFX-1636	14210-1636	20864304	1	36x2.0	46	1.875	47.9	3.65	92.7
B2-DHFX-1642	14210-1642	20241830	1	42x2.0	50	1.88	47.9	3.66	92.9
B2-DHFX-2042	28210-2042	20241721	1 1/4	42x2.0	50	1.96	49.8	4.01	101.8
B2-DHFX-2052	28210-2052	20241818	1 1/4	52x2.0	60	2.20	55.8	4.24	107.7

<sup>T</sup>=Thrust-Wire Nut (See Fitting Identification in Appendix for more information.)

## FITTINGS



## Section 1

B2 Fittings

### COMPATIBLE HOSE:

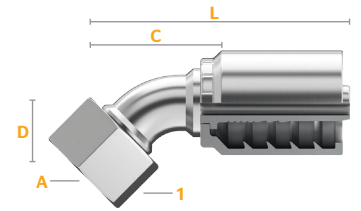
SR1SN	SR2SN	LR16SC	DR16SC	ACP3	SR12	ARC16SC
DR1SN	DR2SN	LCP3	XR16SC	XCP3	ARC12	Hot Oiler
SFS	LR2SN	SR16SC	SCP3	XCP4		







For a detailed list, please refer to your Crimp Specifications Manual.



## DIN 24° Heavy

Female / 45° Elbow / Swivel



Part Number	Product Number	SAP Number									
			Hose ID	Thread Size (A)	Hex 1 Wrench Size	Drop (D)	Cut-Off (C)	Length (L)	in.	mm	
B2-DHFX45-0416	14215-0416	20441303	1/4	16x1.5	19	0.63	16.0	1.93	49.0	2.91	73.9
B2-DHFX45-0418	14215-0418	20241817	1/4	18x1.5	22	0.75	19.1	1.69	42.9	2.67	67.8
B2-DHFX45-0518	14215-0518	20873161	5/16	18x1.5	22	0.75	19.1	1.695	43.2	2.675	68.1
B2-DHFX45-0520	14215-0520	20873162	5/16	20x1.5	24	0.79	20.1	2.008	51.1	2.988	75.9
B2-DHFX45-0620	14215-0620	20241821	3/8	20x1.5	24	0.79	20.1	2.01	51.1	3.06	77.7
B2-DHFX45-0622	14215-0622	20241822	3/8	22x1.5	27	0.83	21.1	2.09	53.1	3.14	79.7
B2-DHFX45-0624	14214-0624	20790638	3/8	24x1.5	30	0.85	21.6	2.174	55.2	3.223	81.9
B2-DHFX45-0824	14215-0824	20241819	1/2	24x1.5	30	0.85	21.6	2.20	55.9	3.45	87.6
B2-DHFX45-1030	14215-1030	20241823	5/8	30x2.0	36	1.18	30.0	2.60	66.0	3.96	100.5
B2-DHFX45-1236	14215-1236	20241820	3/4	36x2.0	46	1.30	33.0	2.72	69.1	4.27	108.5
B2-DHFX45-1642	14215-1642	20241828	1	42x2.0	50	1.59	40.4	4.33	110.0	6.11	155.1
B2-DHFX45-2052	14215-2052	20864303	1 1/4	52x2.0	60	1.551	39.4	3.826	97.3	5.872	149.1



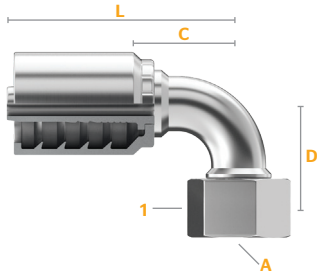
Download the **MyCrimp App** for more information.

### Section 1

B2 Fittings







## FITTINGS





## DIN 24° Heavy

Female / 90° Elbow / Swivel

Part Number	Product Number	SAP Number									
			Hose ID	Thread Size (A)	Hex 1 Wrench Size	Drop (D)		Cut-Off (C)		Length (L)	
			in.		mm	in.	mm	in.	mm	in.	mm
B2-DHFX90-0416	14220-0416	20477376	1/4	16x1.5	19	1.30	33.0	1.26	32.0	2.24	56.9
B2-DHFX90-0418	14220-0418	20241829	1/4	18x1.5	22	1.34	34.0	1.06	26.9	2.04	51.8
B2-DHFX90-0518	14220-0518	20873163	5/16	18x1.5	22	1.34	34.0	1.065	27.2	2.045	52.1
B2-DHFX90-0520	14220-0520	20873164	5/16	20x1.5	24	1.52	38.6	1.338	34.0	2.318	58.9
B2-DHFX90-0618	14220-0618	20441215	3/8	18x1.5	22	1.34	34.0	1.18	30.0	2.23	56.6
B2-DHFX90-0620	14220-0620	20241797	3/8	20x1.5	24	1.52	38.6	1.34	34.0	2.39	60.7
B2-DHFX90-0622	14220-0622	20241835	3/8	22x1.5	27	1.59	40.4	1.34	34.0	2.39	60.7
B2-DHFX90-0624	14220-0624	20790639	3/8	24x1.5	30	1.63	41.4	1.544	39.1	2.593	65.8
B2-DHFX90-0824	14220-0824	20241825	1/2	24x1.5	30	1.63	41.4	1.57	39.9	2.82	71.6
B2-DHFX90XL-0824	14224-0824	20790664	1/2	24x1.5	30	3.15	80.0	1.969	50.0	3.216	81.8
B2-DHFX90-1030	14220-1030	20241832	5/8	30x2.0	36	2.17	55.1	1.97	50.0	3.33	84.5
B2-DHFX90L-1030	14224-1030	20873227	5/8	30x2.0	36	3.15	80.0	1.968	50.0	3.325	84.5
B2-DHFX90-1230	14220-1230	20873165	3/4	30x2.0	46	2.28	57.9	2.01	51.1	3.563	90.5
B2-DHFX90-1236	14220-1236	20241836	3/4	36x2.0	46	2.34	59.4	2.01	51.1	3.56	90.5
B2-DHFX90-1636	14220-1636	20864305	1	36x2.0	50	2.48	63.0	2.56	66.0	4.335	110.2
B2-DHFX90-1642	14220-1642	20241824	1	42x2.0	50	3.11	79.0	2.99	75.9	4.77	121.0
B2-DHFX90-2052	28220-2052	20265706	1 1/4	52x2.0	60	3.62	91.9	3.70	94.0	5.75	145.9

## FITTINGS



## Section 1

B2 Fittings

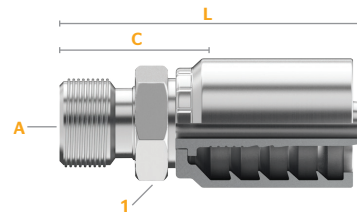
### COMPATIBLE HOSE:






SR1SN	SR2SN	LR16SC	DR16SC	ACP3	SR12	ARC16SC
DR1SN	DR2SN	LCP3	XR16SC	XCP3	ARC12	Hot Oiler
SFS	LR2SN	SR16SC	SCP3	XCP4		

For a detailed list, please refer to your Crimp Specifications Manual.

## DIN 24° Heavy

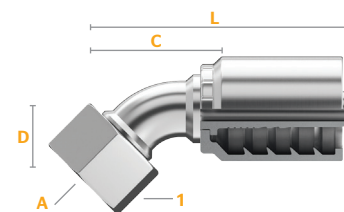
Male









Part Number	Product Number	SAP Number							
			Hose ID	Thread Size (A)	Hex 1 Wrench Size	Cut-Off (C)	Length (L)	in.	mm
			in.		mm	in.	mm	in.	mm
B2-DHM-0416	14225-0416	20241810	1/4	16x1.5	17	0.95	24.2	1.93	49.1
B2-DHM-0418	14225-0418	20241811	1/4	18x1.5	19	0.99	25.2	1.97	50.1
B2-DHM-0620	14225-0620	20241813	3/8	20x1.5	22	1.00	25.4	2.05	52.1
B2-DHM-0622	14225-0622	20241804	3/8	22x1.5	22	1.08	27.4	2.13	54.1
B2-DHM-0824	14225-0824	20241809	1/2	24x1.5	24	1.14	29.0	2.39	60.7
B2-DHM-1030	14225-1030	20241814	5/8	30x2.0	32	1.31	33.1	2.66	67.6
B2-DHM-1230	14225-1230	20241812	3/4	30x2.0	32	1.33	33.7	2.88	73.1
B2-DHM-1236	14225-1236	20241816	3/4	36x2.0	36	1.48	37.7	3.04	77.1
B2-DHM-1642	14225-1642	20241808	1	42x2.0	46	1.66	42.1	3.43	87.2
B2-DHM-2052	14225-2052	20864302	1 1/4	52x2.0	55	1.875	47.8	3.921	99.6

## DIN 60°

Female / 45° Elbow / Swivel



Part Number	Product Number	SAP Number									
			Hose ID	Thread Size (A)	Hex 1 Wrench Size	Drop (D)	Cut-Off (C)	Length (L)	in.	mm	
			in.		mm	in.	mm	in.	mm	in.	mm
B2-DNFX45-0414	14275-0414	20241882	1/4	14x1.5	17	0.63	16.0	1.38	35.1	2.36	59.9
B2-DNFX45-0416	14275-0416	20241881	1/4	16x1.5	19	0.67	17.0	1.42	36.1	2.40	61.0
B2-DNFX45-0618	14275-0618	20241873	3/8	18x1.5	22	0.77	19.6	1.69	42.9	2.74	69.6
B2-DNFX45-0822	14275-0822	20241879	1/2	22x1.5	27	0.79	20.1	2.17	55.1	3.42	86.8
B2-DNFX45-1026	14275-1026	20241880	5/8	26x1.5	32	1.02	25.9	2.44	62.0	3.80	96.4

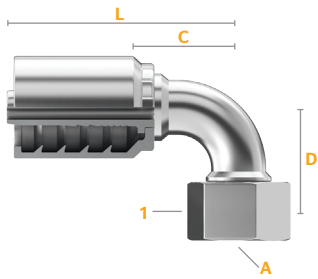


Download the **MyCrimp App** for more information.

**Section 1**  
B2 Fittings

**FITTINGS**



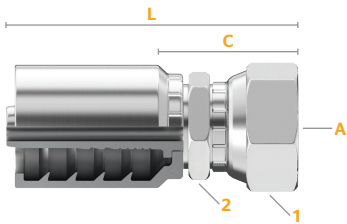


## DIN 60°

Female / 90° Elbow / Swivel



Part Number	Product Number	SAP Number	Hose ID	Thread Size (A)	Hex 1 Wrench Size	Drop (D)		Cut-Off (C)		Length (L)	
			in.		mm	in.	mm	in.	mm	in.	mm
B2-DNFX90-0414	14280-0414	20241878	1/4	14x1.5	17	1.28	32.5	1.18	30.0	2.16	54.9
B2-DNFX90-0416	14280-0416	20241877	1/4	16x1.5	19	1.28	32.5	1.10	27.9	2.08	52.8
B2-DNFX90-0616	14280-0616	20241876	3/8	16x1.5	19	1.26	32.0	1.18	30.0	2.23	56.6
B2-DNFX90-0618	14280-0618	20241875	3/8	18x1.5	22	1.46	37.1	1.30	33.0	2.44	62.0
B2-DNFX90-0822	14280-0822	20241883	1/2	22x1.5	27	1.57	39.9	1.57	39.9	2.82	71.6
B2-DNFX90-1026	14280-1026	20241874	5/8	26x1.5	32	1.85	47.0	2.05	52.1	3.41	86.5



## Komatsu® 30° Flare with Metric Threads

Female / Swivel



Part Number	Product Number	SAP Number	Hose ID	Thread Size (A)	Hex 1 Wrench Size	Hex 2 Wrench Size	Cut-Off (C)		Length (L)	
			in.		mm	mm	in.	mm	in.	mm
B2-KMFX-0414	14545-0414	20241888	1/4	14x1.5	19	17	1.22	30.9	2.20	55.8
B2-KMFX-0618	14545-0618	20241894	3/8	18x1.5	22	19	1.26	32.1	2.31	58.7
B2-KMFX-0822	14545-0822	20241891	1/2	22x1.5	27	22	1.38	35.2	2.63	66.8
B2-KMFX-1024	14545-1024	20241886	5/8	24x1.5	32	30	1.66	42.2	3.02	76.6
B2-KMFX-1230	14545-1230	20241884	3/4	30x1.5	36	30	1.84	46.7	3.39	86.1
B2-KMFX-1633	14545-1633	20241893	1	33x1.5	41	36	2.24	56.9	4.02	102.0
B2-KMFX-2036	28545-2036	20241889	1 ¼	36x1.5	46	46	2.50	63.6	4.55	115.5
B2-KMFX-2442	28545-2442	20241890	1 ½	42x1.5	55	55	2.63	66.9	4.96	126.0

## FITTINGS



### Section 1

B2 Fittings

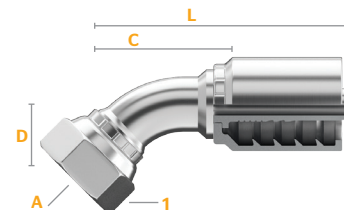
#### COMPATIBLE HOSE:







SR1SN SR2SN LR16SC DR16SC ACP3 SR12 ARC16SC  
 DR1SN DR2SN LCP3 XR16SC XCP3 ARC12 Hot Oiler  
 SFS LR2SN SR16SC SCP3 XCP4

For a detailed list, please refer to your Crimp Specifications Manual.

## Komatsu® 30° Flare with Metric Threads

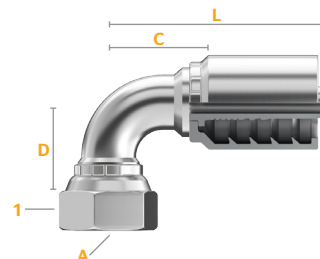
Female / 45° Elbow / Swivel









Part Number	Product Number	SAP Number									
			Hose ID	Thread Size (A)	Hex 1 Wrench Size	Drop (D)	Cut-Off (C)	Length (L)	in.	mm	in.
B2-KMFX45-0414	14548-0414	20293383	1/4	14x1.5	19	0.61	15.5	1.50	38.1	2.48	63.0
B2-KMFX45-0618	14548-0618	20293384	3/8	18x1.5	22	0.71	18.0	1.73	43.9	2.78	70.6
B2-KMFX45-0822	14548-0822	20293385	1/2	22x1.5	27	1.16	29.5	2.20	55.9	3.45	87.6
B2-KMFX45-1024	14548-1024	20293386	5/8	24x1.5	32	1.32	33.5	2.27	57.7	4.08	103.6
B2-KMFX45-1230	14548-1230	20293387	3/4	30x1.5	36	1.67	42.4	3.11	79.0	4.66	118.4
B2-KMFX45-1633	14548-1633	20293388	1	33x1.5	41	2.52	64.0	4.69	119.1	6.47	164.2

## Komatsu® 30° Flare with Metric Threads

Female / 90° Elbow / Swivel



Part Number	Product Number	SAP Number									
			Hose ID	Thread Size (A)	Hex 1 Wrench Size	Drop (D)	Cut-Off (C)	Length (L)	in.	mm	in.
B2-KMFX90-0414	14550-0414	20293389	1/4	14x1.5	19	1.16	29.5	1.30	33.0	2.28	57.9
B2-KMFX90-0822	14550-0822	20293391	1/2	22x1.5	27	2.09	53.1	1.74	44.1	2.98	75.8
B2-KMFX90-1024	14550-1024	20293392	5/8	24x1.5	32	2.44	62.0	1.97	50.0	3.33	84.5
B2-KMFX90-1230	14550-1230	20293393	3/4	30x1.5	36	2.99	75.9	2.05	52.1	3.60	91.5
B2-KMFX90-1633	14550-1633	20293394	1	33x1.5	41	4.49	114.0	3.11	79.0	4.89	124.1

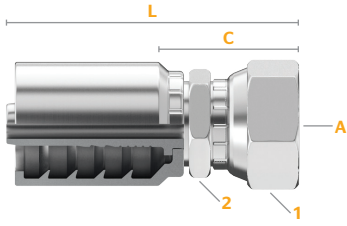


Download the **MyCrimp App** for more information.

**Section 1**  
B2 Fittings







**FITTINGS**



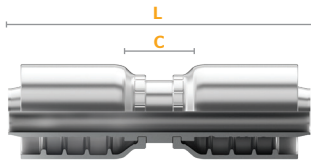


## JIS 30° (Parallel Pipe Threads)




Female / Swivel

Part Number	Product Number	SAP Number								
			Hose ID	Thread Size (A)	Hex 1 Wrench Size	Hex 2 Wrench Size	in.	mm	in.	mm
B2-JSFX-0404	14520-0404	20242055	1/4	1/4-19	19	17	1.22	30.9	2.20	55.8
B2-JSFX-0406	14520-0406	20833308	1/4	3/8-19	22	17	0.85	21.6	1.83	46.5
B2-JSFX-0606	14520-0606	20242058	3/8	3/8-19	22	19	1.26	32.1	2.31	58.7
B2-JSFX-0608	14520-0608	20833308	3/8	1/2-14	27	22	0.90	22.9	1.95	49.5
B2-JSFX-0808	14520-0808	20242057	1/2	1/2-14	27	22	1.39	35.2	2.63	66.9
B2-JSFX-1012	14520-1012	20293229	5/8	3/4-14	36	30	1.56	39.7	2.92	74.1
B2-JSFX-1212	14520-1212	20242054	3/4	3/4-14	36	30	1.58	40.2	3.14	79.6
B2-JSFX-1616	14520-1616	20242052	1	1-11	41	36	1.87	47.5	3.65	92.6
B2-JSFX-2020 <sup>T</sup>	28520-2020	20241722	1 1/4	1 1/4-11	50	46	2.16	54.9	4.21	106.9

<sup>T</sup>=Thrust-Wire Nut (See Fitting Identification in Appendix for more information.)



## Hose Joiner

Part Number	Product Number	SAP Number						
			Hose ID	in.	mm	in.	mm	
B2-HJ-0404	14840-0404	20960641	1/4	0.71	18.0	1.69	42.9	
B2-HJ-0505	14840-0505	20960642	5/16	0.87	22.1	1.92	48.8	
B2-HJ-0606	14840-0606	20960643	3/8	1.10	27.9	2.41	61.2	
B2-HJ-0808	14840-0808	20960644	1/2	0.63	15.9	2.59	65.7	
B2-HJ-1010	14840-1010	20960645	5/8	0.63	15.9	2.59	65.7	
B2-HJ-1212	14840-1212	20960646	3/4	0.63	15.9	2.72	69.2	
B2-HJ-1616	14840-1616	20960647	1	0.75	19.1	3.24	82.4	
B2-HJ-2020	28840-2020	20960648	1 1/4	0.75	19.1	3.46	88.0	
B2-HJ-2424	28840-2424	20960649	1 1/2	0.75	19.1	3.86	98.0	
B2-HJ-3232	28840-3232	20960650	2	1.00	25.4	4.55	115.6	

### FITTINGS



### Section 1

B2 Fittings

#### COMPATIBLE HOSE:

SR1SN SR2SN LR16SC DR16SC ACP3 SR12 ARC16SC  
 DR1SN DR2SN LCP3 XR16SC XCP3 ARC12 Hot Oiler  
 SFS LR2SN SR16SC SCP3 XCP4

For a detailed list, please refer to your Crimp Specifications Manual.