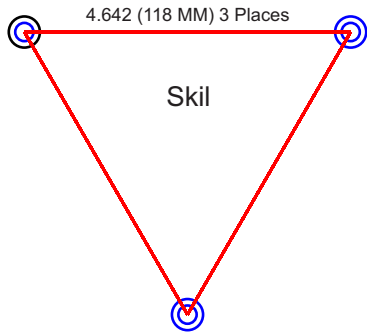
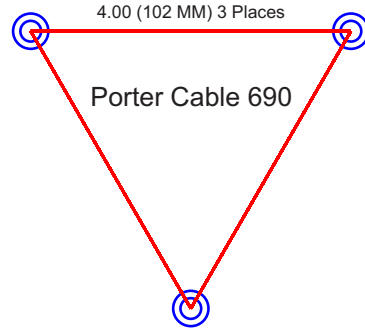


# For Routers not listed in the Circle Guide Compatibility Table

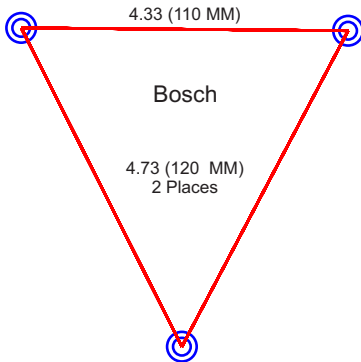
If your router is not listed in the compatibility table, follow these directions to determine if your router fits: Remove your router base plate. Measure the distance between mounting holes on your router base and compare with the layouts below. If you can find a match then your router will fit on our base plate adapters. Ignore the manufacturers' names on the layouts as many manufacturers use the same mounting layouts.



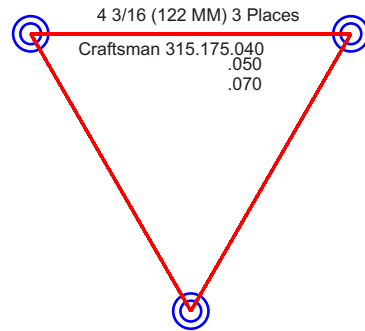
Layout #1



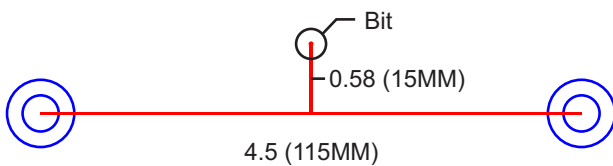
Layout #2



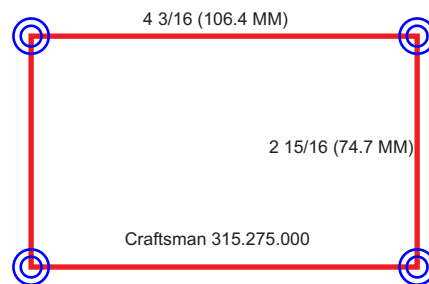
Layout #3



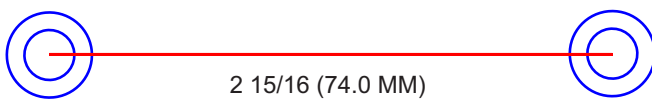
Layout #4



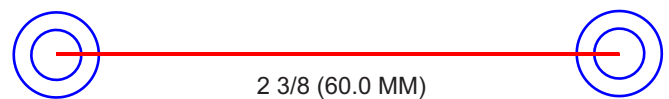
Layout #5



Layout #6



Layout #7



Layout #8