



# Certificate of Analysis

Sample: DE20120009-001  
Harvest/Lot ID: O-CO2-YP5-01422-BT7  
Batch#: 2021-705Partial-1  
Seed to Sale# 1A4000B00010D25000001124  
Batch Date: 01/14/22  
Sample Size Received: 7 gram  
Total Weight/Volume: N/A  
Retail Product Size: 1 gram  
Ordered : 01/17/22  
sampled : 01/17/22  
Completed: 01/26/22  
Sampling Method: SOP-024

**PASSED**

Page 1 of 5

Jan 26, 2022 | Hemplucid

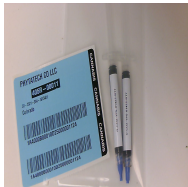
License # 405R-00011

4844 N. 300 W. Ste. 202

Provo, UT, 84604, US



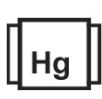
PRODUCT IMAGE



SAFETY RESULTS



Pesticides  
**PASSED**



Heavy Metals  
**PASSED**



Microbials  
**PASSED**



Mycotoxins  
NOT TESTED



Residuals Solvents  
**PASSED**



Filtration  
NOT TESTED



Water Activity  
NOT TESTED



Moisture  
NOT TESTED



Homogeneity  
NOT TESTED



Terpenes  
**TESTED**

MISC.

CANNABINOID RESULTS



Total THC  
**3.57%**



Total CBD  
**55.215%**



Total Cannabinoids  
**62.186%**

CBDV	CBDA	CBG	CBD	CBDA	THCV	CBGA	CBN	EXO-THC	CBQ	D9-THC	D8-THC	CBL	THCVA	CBC	D10-THC	CBNA	THCA	CBGA	CBLA	THC-O-ACETATE
1.371	ND	ND	55.215	ND	ND	ND	0.207	0.707	ND	2.863	ND	ND	ND	1.823	ND	ND	ND	ND	ND	ND
13.71	ND	ND	552.15	ND	ND	ND	2.07	7.07	ND	28.63	ND	ND	ND	18.23	ND	ND	ND	ND	ND	ND
0.001	0.00070559	0.00219044	0.00333396	0.00125116	0.00205806	0.00192419	0.00183167	0.00401072	0.0148	0.000847945	0.00268886	0.000921807	0.000717378	0.00286194	0.000534	0.000910194	0.000458461	0.00210199	0.00116619	0.003403
LOD	%	%	%	%	%	%	%	%	%	%	%	%	%	%	%	%	%	%	%	%

Cannabinoid Profile Test

Analyzed by 1253	Weight 0.1668g	Extraction date : 01/21/22 03:01:45	Extracted By : 1642
Analysis Method -SOP-020 (R15)	Reviewed On - 01/23/22 12:10:11	Batch Date : 01/21/22 10:59:38	
Analytical Batch -DE002922POT	Instrument Used : Agilent 1100 "Liger"	Running On : 01/21/22 16:33:44	

Reagent	Dilution	Consums. ID	Consums. ID
011322.03	200	11152021	923C4-923AK
122321.R02		1119999	5079-525C6-525E
011822.R08		00291464	
102221.R05		R1KB34782	
011822.06		298076054	
		12211-108CC-108	

Full spectrum cannabinoid analysis utilizing High Performance Liquid Chromatography with DAD detection (HPLC-UV). Method SOP-022 (R13) for reporting. Lower limit of linearity for all cannabinoids is 1 mg/L.

This report shall not be reproduced, unless in its entirety, without written approval from Kaycha Labs. This report is an Kaycha Labs certification. The results relate only to the material or product analyzed. Test results are confidential unless explicitly waived otherwise. Void after 1 year from test end date. Cannabinoid content of batch material may vary depending on sampling error. IC=In-control QC parameter, NC=Non-controlled QC parameter, ND=Not Detected, NA=Not Analyzed, ppm=Parts Per Million, ppb=Parts Per Billion. Limit of Detection (LoD) and Limit Of Quantitation (LoQ) are terms used to describe the smallest concentration that can be reliably measured by an analytical procedure. RPD=Reproducibility of two measurements. Action Levels are State determined thresholds variable based on uncertainty of measurement (UM) for the analyte. The UM error is available from the lab upon request. The "Decision Rule" for the pass/fail does not include the UM. The limits are based on F.S. Rule 64-4.310.

**Stephen Goldman**  
Lab Director

State License # 405R-00011  
405-00008  
ISO Accreditation # 4331.01



Signature

01/26/22

Signed On



# Certificate of Analysis

**PASSED**

Hemplucid

4844 N. 300 W. Ste. 202  
Provo, UT, 84604, US  
Telephone: 7192318261  
Email: sarah@hemplucid.com  
License#: 405R-00011

Sample : DE20120009-001  
Harvest/Lot ID: O-CO2-YP5-01422-BT7  
Batch# : 2021-705Partial-1  
Sampled : 01/17/22  
Ordered : 01/17/22

Sample Size Received : 7 gram  
Total Weight/Volume : N/A  
Completed : 01/26/22 Expires: 01/26/23  
Sample Method : SOP-024

Page 2 of 5



## Terpenes

**TESTED**

Terpenes	LOD(%)	mg/g	%	Result (%)
ALPHA-PINENE	0.002	ND	ND	
CAMPHENE	0.002	ND	ND	
BETA-PINENE	0.002	ND	ND	
MYRCENE	0.002	ND	ND	
DELTA-3-CARENE	0.002	ND	ND	
ALPHA-TERPINENE	0.002	ND	ND	
P-CYMENE	0.002	ND	ND	
LIMONENE	0.002	ND	ND	
EUCALYPTOL	0.002	ND	ND	
CIS-OCIMENE	0.002	ND	ND	
GAMMA-TERPINENE	0.002	ND	ND	
TERPINOLENE	0.002	ND	ND	
LINALOOL	0.002	0.22	0.022	
(-)-ISOPULEGOL	0.002	ND	ND	
BORNEOL	0.002	< 0.4	< 0.04	
MENTHOL	0.002	ND	ND	
ALPHA-TERPINEOL	0.002	< 0.2	< 0.02	
PULEGONE	0.002	ND	ND	
GERANIOL	0.002	ND	ND	
2-ETHYL-FENCHOL	0.002	ND	ND	
BETA-CARYOPHYLLENE	0.002	7.11	0.711	
HUMULENE	0.002	3.32	0.332	
BISABOLENE	0.002	ND	ND	
NEROLIDOL	0.002	0.46	0.046	
(-)-CARYOPHYLLENE OXIDE	0.002	ND	ND	
(-)-GUAIOL	0.002	5.96	0.596	
(-)-ALPHA-BISABOLOL	0.002	18.63	1.863	

Terpenes LOD(%)mg/g % Result (%)



## Terpenes

**TESTED**

Analyzed by: 1542 Weight: 0.1668g Extraction date: 01/21/22 05:01:34 Extracted By: 1642  
Analysis Method - SOP-067 (R0)  
Analytical Batch - DE002925TER Reviewed On - 01/24/22 15:28:33  
Instrument Used : GC 6890  
Running On : 01/21/22 17:50:38  
Batch Date : 01/21/22 16:33:17

Reagent	Dilution	Consums. ID
012022.R04	40	11152021 1119999 00291464 298076054 12211-108CC-108

Terpenoid profile screening is performed by GC-FID with liquid injection via SOP-067 (R0) which can screen for 28 terpenes.

Total (%) 3.57



# Certificate of Analysis

**PASSED**

**Hemplucid**

4844 N. 300 W. Ste. 202  
Provo, UT, 84604, US  
Telephone: 7192318261  
Email: sarah@hemplucid.com  
License#: 405R-00011

**Sample : DE20120009-001**  
**Harvest/Lot ID: O-CO2-YP5-01422-BT7**  
**Batch# : 2021-705Partial-1**    **Sample Size Received : 7 gram**  
**Sampled : 01/17/22**            **Total Weight/Volume : N/A**  
**Ordered : 01/17/22**            **Completed : 01/26/22 Expires: 01/26/23**  
                                                 **Sample Method : SOP-024**


Page 3 of 5



## Pesticides

**PASSED**

Pesticides	LOD	Units	Action Level	Pass/Fail	Result
OTHER PESTICIDES	0.1	ppb	100	PASS	ND
AVERMECTINS	0.0271	ppb	70	PASS	ND
AZOXYSTROBIN	0.0149	ppb	20	PASS	ND
BIFENAZATE	0.0118	ppb	20	PASS	ND
ETOXAZOLE	0.00645	ppb	10	PASS	ND
IMAZALIL	0.0646	ppb	40	PASS	ND
IMIDACLOPRID	0.00748	ppb	20	PASS	ND
MALATHION	0.01108	ppb	50	PASS	ND
MYCLOBUTANIL	0.0135	ppb	40	PASS	ND
PERMETHRINS	0.0131	ppb	40	PASS	ND
SPIROMESIFEN	0.0499	ppb	30	PASS	ND
SPIROTETRAMAT	0.0301	ppb	20	PASS	ND
SPIROSADS	0.0134	ppb	60	PASS	ND
TEBUCONAZOLE	0.0103	ppb	10	PASS	ND



### Pesticides

**PASSED**

<b>Analyzed by</b> 1696	<b>Weight</b> 0.1597g	<b>Extraction date</b> 01/21/22 03:01:16	<b>Extracted By</b> 1696
<b>Analysis Method - SOP-060 (R5),</b>			
<b>Analytical Batch - DE002914PES</b>			
<b>Instrument Used : Sciex 6500 Qtrap - Pesticides</b>			
<b>Running On :</b>		<b>Batch Date : 01/20/22 08:38:23</b>	
<b>Reagent</b>	<b>Dilution</b>	<b>Consumables ID</b>	
010422.R06	25	11152021	
011822.R17		1119999	
122721.R07		00291464	
012022.R02		114CB-114E	
011222.R01		16564-106C6-106H	

Pesticide screen is performed using LC-MS which can screen down to below single digit ppb concentrations for regulated Pesticides via SOP-060 (R5). \*

This report shall not be reproduced, unless in its entirety, without written approval from Kaycha Labs. This report is an Kaycha Labs certification. The results relate only to the material or product analyzed. Test results are confidential unless explicitly waived otherwise. Void after 1 year from test end date. Cannabinoid content of batch material may vary depending on sampling error. IC=In-control QC parameter, NC=Non-controlled QC parameter, ND=Not Detected, NA=Not Analyzed, ppm=Parts Per Million, ppb=Parts Per Billion. Limit of Detection (LoD) and Limit Of Quantitation (LoQ) are terms used to describe the smallest concentration that can be reliably measured by an analytical procedure. RPD=Reproducibility of two measurements. Action Levels are State determined thresholds variable based on uncertainty of measurement (UM) for the analyte. The UM error is available from the lab upon request. The "Decision Rule" for the pass/fail does not include the UM. The limits are based on F.S. Rule 64-4.310.

**Stephen Goldman**  
Lab Director  
State License # 405R-00011  
405-00008  
ISO Accreditation # 4331.01



Signature

01/26/22  
Signed On





# Certificate of Analysis

**PASSED**
**Hemplucid**

 4844 N. 300 W. Ste. 202  
 Provo, UT, 84604, US  
 Telephone: 7192318261  
 Email: sarah@hemplucid.com  
 License#: 405R-00011

**Sample : DE20120009-001**  
**Harvest/Lot ID: O-CO2-YP5-01422-BT7**  
**Batch# : 2021-705Partial-1**    **Sample Size Received : 7 gram**  
**Sampled : 01/17/22**            **Total Weight/Volume : N/A**  
**Ordered : 01/17/22**            **Completed : 01/26/22 Expires: 01/26/23**  
                                          **Sample Method : SOP-024**

Page 4 of 5



## Residual Solvents

**PASSED**

Solvent	LOD	Units	Action Level	Pass/Fail	Result
PROPANE	4.21421	ppm	1000	PASS	ND
ETHYL ACETATE	2.79218	ppm	1000	PASS	ND
BUTANES	15.794	ppm	1000	PASS	ND
BENZENE	0.47491	ppm	2	PASS	ND
METHANOL	1.27868	ppm	600	PASS	12.268
HEPTANE	3.25945	ppm	1000	PASS	ND
PENTANES	13.828	ppm	1000	PASS	ND
TOLUENE	2.10881	ppm	180	PASS	ND
XYLENES	7.115	ppm	430	PASS	ND
ETHANOL	2.70106	ppm	1000000	PASS	10.151
ACETONE	1.708	ppm	1000	PASS	10.915
2-PROPANOL	1.58756	ppm	1000	PASS	ND
HEXANES	1.92798	ppm	60	PASS	ND



## Residual Solvents

**PASSED**

Analyzed by	Weight	Extraction date	Extracted By
1253	0.1542g	01/21/22 11:01:11	1253
<b>Analysis Method -SOP-032 (R18)</b> <b>Analytical Batch -DE002920SOL</b> <b>Instrument Used : GC 5890</b> <b>Running On :</b> <b>Batch Date : 01/21/22 07:22:49</b>		<b>Reviewed On - 01/25/22 12:46:18</b>	
Reagent	Dilution	Consumables ID	
010822.R02	1	MKCN2192	
011922.R07		24160453	
		31726-2-1	
		16564-106C6-106H	

Residual solvents screening is performed using GCwhich can detect below single digit ppm concentrations. Currently we analyze for 15 Residual solvents.

This report shall not be reproduced, unless in its entirety, without written approval from Kaycha Labs. This report is an Kaycha Labs certification. The results relate only to the material or product analyzed. Test results are confidential unless explicitly waived otherwise. Void after 1 year from test end date. Cannabinoid content of batch material may vary depending on sampling error. IC=In-control QC parameter, NC=Non-controlled QC parameter, ND=Not Detected, NA=Not Analyzed, ppm=Parts Per Million, ppb=Parts Per Billion. Limit of Detection (LoD) and Limit Of Quantitation (LoQ) are terms used to describe the smallest concentration that can be reliably measured by an analytical procedure. RPD=Reproducibility of two measurements. Action Levels are State determined thresholds variable based on uncertainty of measurement (UM) for the analyte. The UM error is available from the lab upon request. The "Decision Rule" for the pass/fail does not include the UM. The limits are based on F.S. Rule 64-4.310.

**Stephen Goldman**  
 Lab Director

 State License # 405R-00011  
 405-00008  
 ISO Accreditation # 4331.01

Signature

01/26/22

Signed On



# Certificate of Analysis

**PASSED**

Hemplucid

4844 N. 300 W. Ste. 202  
Provo, UT, 84604, US  
Telephone: 7192318261  
Email: sarah@hemplucid.com  
License#: 405R-00011

Sample : DE20120009-001  
Harvest/Lot ID: O-CO2-YP5-01422-BT7  
Batch# : 2021-705Partial-1  
Sample Size Received : 7 gram  
Total Weight/Volume : N/A  
Sampled : 01/17/22  
Completed : 01/26/22 Expires: 01/26/23  
Ordered : 01/17/22  
Sample Method : SOP-024

Page 5 of 5

	<b>Microbials</b>	<b>PASSED</b>		<b>Heavy Metals</b>	<b>PASSED</b>
-----------------------------------------------------------------------------------	-------------------	---------------	-----------------------------------------------------------------------------------	---------------------	---------------

Analyte	LOD	Result	Pass / Fail
TOTAL YEAST AND MOLD		not present in 1 gram.	PASS
SHIGA TOXIN PRODUCING ESCHERICHIA COLI STEC		not present in 1 gram.	PASS
SALMONELLA SPECIES		not present in 1 gram.	PASS
MICROBIALS		not present in 1 gram.	PASS

Analysis Method -SOP-061 (R2); SOP-062 (R2); SOP-063 (R1)  
Analytical Batch -DE002913MIC Batch Date : 01/19/22 17:34:48  
Instrument Used : Microbial - Full Panel  
Running On : 01/24/22 12:11:43

Analyzed by	Weight	Extraction date	Extracted By
1473	1.34g	01/24/22 12:01:24	1473

Reagent	Reagent	Reagent	Dilution	Consums. ID	Consums. ID
011922.R06	011822.R10	011822.07	1	61596-112C6-112E	NT10-1212
012022.R01	082721.01	011722.R07		40898-021C4-021AI	20/08/30
011122.R12	110821.04	022221.63		0	01860
112921.R19	110821.02	121421.10	1	00104	
121721.R06	122321.01			210622-688	0000004355
101521.R04	121521.31			12265-115CC-115	C_2142603

Microbiological testing for Fungal and Bacterial Identification via Polymerase Chain Reaction (PCR) methods and plating methods. If a pathogenic Escherichia Coli (STEC) or Salmonella is detected in 1g of a sample, the sample fails the microbiological-impurity testing.

Metal	LOD	Unit	Result	Pass / Fail	Action Level
ARSENIC	0.0020	ppm	<LOQ	PASS	0.2
CADMIUM	0.0016	ppm	ND	PASS	0.2
MERCURY	0.0035	ppm	ND	PASS	0.1
LEAD	0.0101	ppm	ND	PASS	0.5

Analyzed by	Weight	Extraction date	Extracted By
7	0.2056g	01/21/22 03:01:47	666

Analysis Method -SOP-050 (R5)  
Analytical Batch -DE002904HEA | Reviewed On - 01/23/22 13:23:11  
Instrument Used : Shimadzu 2030 ICP-MS  
Running On : 01/21/22 16:12:44 | Batch Date : 01/18/22 16:00:35

Reagent	Reagent	Dilution	Consums. ID
082721.13	010622.R05	50	210316-361-B
011722.R02	011822.06		114CB--114E
011722.R01			12294-118CC-118
102121.03			234422

Heavy Metals screening is performed using ICP-MS (Inductively Coupled Plasma - Mass Spectrometer) which can screen to below single digit ppb concentrations for regulated heavy metals using method SOP-050 (R5). Sample preparation for Heavy Metals Analysis via SOP-050 (R5).