



## XIAOMI X04G Mi Smart Clock User Manual

[Home](#) » [Xiaomi](#) » [XIAOMI X04G Mi Smart Clock User Manual](#) 



### User Manual of Mi Smart Clock

All images are for illustration purposes only and may differ from the actual product by model and region.

### Packing List

## Contents [ [hide](#) ]

- [1 Button Instruction](#)
- [2 Getting Started](#)
- [3 Technical Specifications](#)
- [4 WARRANTY NOTICE](#)
- [5 File Downloads](#)
- [6 References](#)
- [7 Related Manuals](#)



Smart Clock







User Manual



Power Adapter

### Button Instruction

	Microphone disable/enable
	Synchronously hold the "VOL +" & "VOL -" button for 10 seconds to reset the factory settings
	VOL +
	VOL -

### What you need to get started

1. Your Mi Smart Clock
2. A Google Account
3. A mobile phone or tablet that
  - Has Android™ 5.0 or higher
  - Works with 2.4 GHz Wi-Fi network (a WPA-2 Enterprise the network won't work)
4. An internet connection and secure wireless network

### Getting Started

#### 1. Download the Google Home app

All of the settings and controls during the setup process are carried out through the Google Home app, so you'll need to download it to your phone or tablet. Go into the app store on your device. On iOS, this is the App Store and on Android devices, it is the Google Play Store. Once in the store, search for Google Home, and

when you've found the correct app, download and install it.

## 2. Plugin the device

Now that we have the software we need, it's time to get the hardware itself set up. Take the power adaptor that came packaged with the device and plugin into the port, then take the other end of the cable and plugin into your wall.

## 3. Set up your device

The Google Home app will begin a tutorial, displaying a number of basic setup steps for you to follow. Scroll through these and follow the instructions to set up your Mi Smart Clock.

## 4. A little help to start and end your day.

Talk to Google on your Mi Smart Clock to set an alarm, enjoy music, check your next meeting time, control your smart home, and more – all hands – free.

### **Kick start your day:**

Wake up with hundreds of sound and media alarms. Plus, check the weather, view your calendar, get commute info, news, and more – all hands-free.

### **Unwind in the evening:**

Ask Google to turn off the lights, lock the doors, and play some relaxing music as you get ready for bed. You can also see alarm suggestions and set them up via voice or touch.


**Control your connected home:** Use your voice to control your smart home devices. Turn on the lights, adjust the thermostat, check your security camera and more – just say "Ok Google." to get started.

### **Enjoy your favorite music:**

Talk to Google to play your favorite music and radio. Your Smart Clock also works with Chromecast, so you can cast your favorite shows, movies, or music to your TV or speakers using your voice.



## Technical Specifications

Name	Mi Smart Clock
Model	X04G
Speaker	1.5" Full-range speaker
Display	3.97"
Microphones	2-mic array
Input	5V  2A
Bluetooth	BT4.2 & A2DP
Wireless	IEEE 802.11b/g/n 2.4GHz Wi-Fi

## WARRANTY NOTICE

THIS WARRANTY GIVES YOU SPECIFIC RIGHTS, AND YOU MAY HAVE OTHER RIGHTS CONVEYED BY THE LAWS OF YOUR COUNTRY, PROVINCE, OR STATE. INDEED, IN SOME COUNTRIES, PROVINCES, OR STATES, CONSUMER LAW MAY IMPOSE A MINIMUM WARRANTY PERIOD. OTHER THAN AS PERMITTED

BY LAW, XIAOMI DOES NOT EXCLUDE, LIMIT OR SUSPEND OTHER RIGHTS YOU MAY HAVE. FOR A FULL UNDERSTANDING OF YOUR RIGHTS WE INVITE YOU TO CONSULT THE LAWS OF YOUR COUNTRY, PROVINCE, OR STATE.

This contractual Warranty applies only to the hardware components of Xiaomi Product (hereinafter "Product") as originally supplied and does not apply to any software or other equipment that is owned by Xiaomi or third parties for which an end-user license agreement or separate warranty/guarantee statements or exclusions are provided or intended to apply.

## 1. LIMITED PRODUCT WARRANTY

XIAOMI warrants that the Products are free from defects in materials and workmanship under normal use and use in accordance with the respective Product user manual, during the Warranty Period. The duration and conditions related to the legal warranties are provided by respective local laws. For more information about the consumer warranty benefits, please refer to

Xiaomi's official website

<https://www.mi.com/en/service/warranty/>.

Xiaomi warrants to the original purchaser that its Xiaomi The product will be free from defects in materials and the workmanship under normal use in the period mentioned above.

Xiaomi does not guarantee that the operation of the Product will be uninterrupted or error-free. Xiaomi is not liable for damages arising from non-compliance with the instructions related to the use of the Product.

## 2. REMEDIES

If a hardware defect is found and a valid claim is received by Xiaomi within the Warranty Period, Xiaomi will either (1) repair the product at no charge, (2) replace the product, or (3) refund the Product, excluding potential shipping costs.

## 3. HOW TO OBTAIN WARRANTY SERVICE

To obtain warranty service, you must deliver the Product, in its original packaging or similar packaging providing an equal degree of Product protection, to the address specified by Xiaomi. Except to the extent prohibited by applicable law, Xiaomi may require you to present proofs or proof of purchase and/or comply with registration requirements before receiving warranty service.

## 4. EXCLUSIONS AND LIMITATIONS

Unless otherwise stipulated by Xiaomi, this Limited Warranty applies only to the Product manufactured by or for Xiaomi and identifiable by the trademarks, trade name, or "Xiaomi" or "Mi" logo. The Limited Warranty does not apply to any (a) Damage due to acts of nature or God, for example, lightning strikes, tornadoes, flood, fire, earthquake or other external causes; (b) Negligence; (c) Commercial use; (d) Alterations or modifications to any part of the Product; (e) Damage caused by use with non-Xiaomi products; (f) Damage caused by accident, abuse or misuse; (g) Damage caused by operating the Product outside the permitted or intended uses described by Xiaomi or with improper voltage or power supply; or (h) Damage caused by service (including upgrades and expansions) performed by anyone who is not a representative of Xiaomi. It is your responsibility to backup any data, software, or other materials you may have stored or preserved on the product. It is likely that the data, software, or other materials in the equipment will be lost or reformatted during the service process, Xiaomi is not responsible for such damage or loss. No Xiaomi reseller, agent, or employee is authorized to make any modification, extension, or addition to this Limited Warranty. If any term is held to be illegal or unenforceable, the legality or enforceability of the remaining terms shall not be affected or impaired. Except as prohibited by laws or otherwise promised by Xiaomi, the after-sales services shall be limited to the country or region of the original purchase.

Products that were not duly imported and/or were not duly manufactured by Xiaomi and/or were not duly

acquired from Xiaomi or a Xiaomi's official seller are not covered by the present warranties. As per applicable law, you may benefit from warranties from the non-official retailer who sold the product. Therefore, Xiaomi invites you to contact the retailer from whom you purchased the product.

## 5. IMPLIED WARRANTIES

Except to the extent prohibited by applicable law, all implied warranties (including warranties of merchantability and fitness for a particular purpose) will have a limited duration up to a maximum duration of this limited warranty. Some jurisdictions do not allow limitations on the duration of an implied warranty, so the above limitation will not be applied in these cases.

## 6. DAMAGE LIMITATION

Except to the extent prohibited by applicable law, Xiaomi shall not be liable for any damages caused by accidents, indirect, special or consequential damages, including but not limited to loss of profits, revenue or data, damages resulting from any breach of express or implied warranty or condition, or under any other legal theory, even if Xiaomi has been informed of the possibility of such damages. Some jurisdictions do not allow the exclusion or limitation of special, indirect, or consequential damages, so the above limitation or exclusion may not apply to you.

## 7. CONTACT INFORMATION

For customers, please visit the website: <https://www.mi.com/en/service/warranty/> The contact person for the after-sale service may be any person in Xiaomi's authorized service network, Xiaomi's authorized distributors, or the final vendor who sold the products to you. If in doubt please contact the relevant person as Xiaomi may identify.

### Google Assistant

Designed to live on your nightstand, the Mi Smart Clock has a 4" touch screen and delivers delightful, visual experiences when you need them the most: in the morning, when you wake up, and in the evening, when you're ready for sleep. With help from Google, waking up and getting ready for bed have never been easier. Ask it questions and tell it to do things – it responds to your voice or touch. Just start with "Ok Google" to set an alarm, enjoy music, check your next meeting time, control your smart home, and more – all hands-free.

### Chromecast built-in™

Your Smart Clock also works with Chromecast, so you can stream your favorite shows, movies, or music on your TV or speakers using only your voice.

### Certifications:



Hereby, Xiaomi Communications Co., Ltd declares that the radio equipment type X04G is in compliance

with Directive 2014/53/EU. The full text of the EU declaration of conformity is available at the following internet address:

<http://www.mi.com/global/service/support/declaration.html>



All products bearing this symbol are waste electrical and electronic equipment (WEEE as in directive 2012/19/EU) which should not be mixed with unsorted household waste. Instead, you should protect human health and the environment by handing over your waste equipment to a designated collection point for the recycling of waste electrical and electronic equipment, appointed by the government or local authorities. Correct disposal and recycling will help prevent potential negative consequences to the environment and human health. Please contact the installer or local

authorities for more information about the location as well as the terms and conditions of such collection points.

### Caution:



The product can be used within all European Union countries (BE/FR/DE/IT/LU/NL/DK/IE/GB/GR/PT/ES/AT/FI/SE/CY/CZ/EE/HU/LV/LT/MT/ PL/SK/SI/BG/RO/HR).

To comply with CE RF exposure requirements, the device must be installed and operated 20cm (8 inches) or more between the product and all person's body. The adapter shall be installed near the equipment and shall be easily accessible. Use only power supplies listed in the user manual/user instruction.

Power Adapter Model: EVVC+10050-2000

Manufactured by: AIRLINE MECHANICAL CO., LTD

Power Adapter Model: CYXT18-050200EU

Manufactured by: Jiangsu Chenyang Electron Co., Ltd.

You can find the product specification label at the base of the device.

Google, Android, Google Play, Chromecast built-in, and other related marks and logos are trademarks of google LLC. Google Assistant is not available in certain languages and countries.



xiaomi

Name: Mi Smart Clock


Model: X04G

Manufactured by: Xiaomi Communications Co., Ltd.

Address: #019, 9th Floor, Building 6, 33 Xi'erqi Middle Road,  
Haidian District, Beijing, China, 100085



## File Downloads

	XIAOMI User Manual X04G, Mi Smart Clock	<a href="#">Download</a> [optimized] <a href="#">Download</a>
---	--	--

## References

- [Mi Global Home](#)
- [404 - Xiaomi Global](#)
- [Mi Deutschland](#)
- [404 - Xiaomi Global](#)
- [404 - Xiaomi Global](#)
- [Mi Korea](#)
- [404 - Xiaomi Global](#)
- [Mi Global Home](#)
- [Android™ Trademark](#)
- [built-in™ Trademark](#)

## Related Manuals

1. [Xiaomi Mi Smart Band 4C User Manual](#) Mi Smart Band 4C User Manual Read this manual carefully...

2. [Xiaomi Mi 10T 5G Smart Phone User Manual](#) Mi 10T User Guide Thank you for choosing Mi 10T...
3. [Xiaomi Mi Robot Builder User Manual](#) Mi Robot Builder User Manual Specs Name: Mi Robot Builder...
4. [Xiaomi AX3600 Mi AiOT Router User Manual](#) User Manual of Mi AiOT Router AX3600. All images are...
5. [XIAOMI DDHBC11NEB Mi Electric Scooter User Manual](#) DDHBC11NEB Mi Electric Scooter...
6. [XIAOMI Mi Robot Vacuum-Mop P User Manual](#) XIAOMI Mi Robot Vacuum-Mop P User Manual Safety Information  
Usage...