



S-Series 1 Centrifugal Sand Separator

AGRO

Everfilt's S-1 Series line of vertical, centrifugal sand separators are constructed from carbon steel and finished in a UV resistant, two-part epoxy paint. Most commonly used when removing suspended solids or inorganic materials **down to 80 microns** and rated **up-to 150 PSI**. Our agricultural centrifugal sand separators are also available in 304SS stainless steel options.

Designed with minimal moving components, ensures low-maintenance requirements and reduced operational cost. Industry exclusive **E-Flow Design™**, accelerates incoming fluid for better solids separation and maximum performance.

Key Features

1. Carbon Steel Construction
2. Industry Exclusive E-Flow Design™
3. Made in U.S.A.
4. Pressure Gauge Included
5. 2" Inlet / Outlet & Purge Connections

Available Options

- Stand or Wall Mounts
- ASME Code
- Industry Specific Finishes & Coatings
- 304SS & 316SS Options
- Custom Sizes for Higher Flow Rates
- Skid-Mounted
- Manifold & Pump Kits
- Manual or Electro Ball Valve



Standard Pressure Gauge
0 -150 PSI / Liquid Filled.
(PN:1209 - 02)

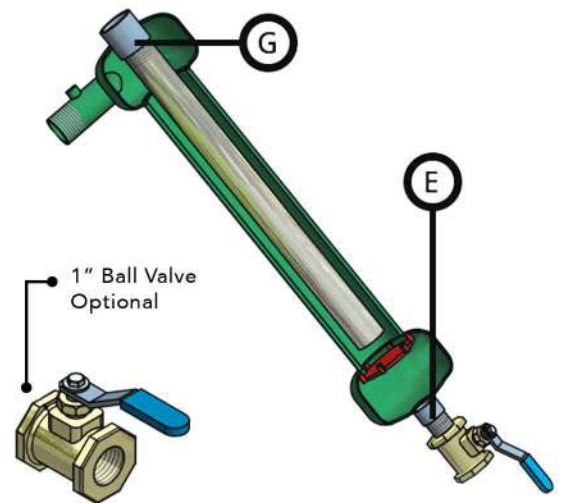
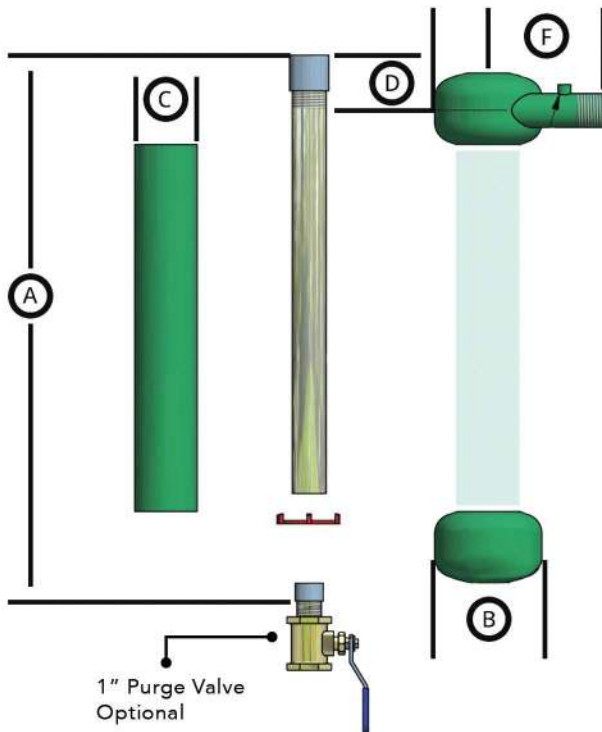
REPLACEMENT PARTS AVAILABLE



S-Series 1 Centrifugal Sand Separator

Everfilt's Industry Exclusive **E-Flow Design™**, accelerates incoming fluid for better solids separation and maximum performance. Whether you're adding the S-Series Centrifugal Sand Separator as a pre-filter to an existing filter system or a new project, rest assured the S-1 Series Centrifugal Sand Separator will provide exceptional results, while prolonging the life of your filter system from premature wear caused by excessive sand or silt present.

The (S-1) Centrifugal Sand Separator is designed as a vertical, agricultural sand separator with various sizing options. (*ask about our (S-2) Industrial Centrifugal Sand Separators*).



S1-60V-AGR MODEL SHOWN
 *V = Vertical | AGR = Agro

MODEL	A	B	C	D	E	F	G
S1-10V-AGR	21.5"	6"	2.38"	3.10"	1"	6"	3/8"
S1-20V-AGR	21.5"	6"	2.38"	3.10"	1"	6"	1/2"
S1-30V-AGR	21.5"	6"	2.38"	3.10"	1"	6"	3/4"
S1-40V-AGR	30.5"	6"	3.50"	3.60"	1"	6"	1"
S1-50V-AGR	30.5"	6"	3.50"	3.60"	1"	6.50"	1.25"
S1-60V-AGR	30.5"	6"	3.50"	3.60"	1"	6.50"	1.50"
S1-70V-AGR	38"	8"	4.50"	3.95"	2"	7.50"	2"
S1-80V-AGR	44"	10"	4.50"	4.70"	2"	8"	2.5"
S1-90V-AGR	48"	10"	5.56"	4.80"	2"	8"	3"
S1-100V-AGR	49"	12"	6.62"	6"	2"	10"	4"

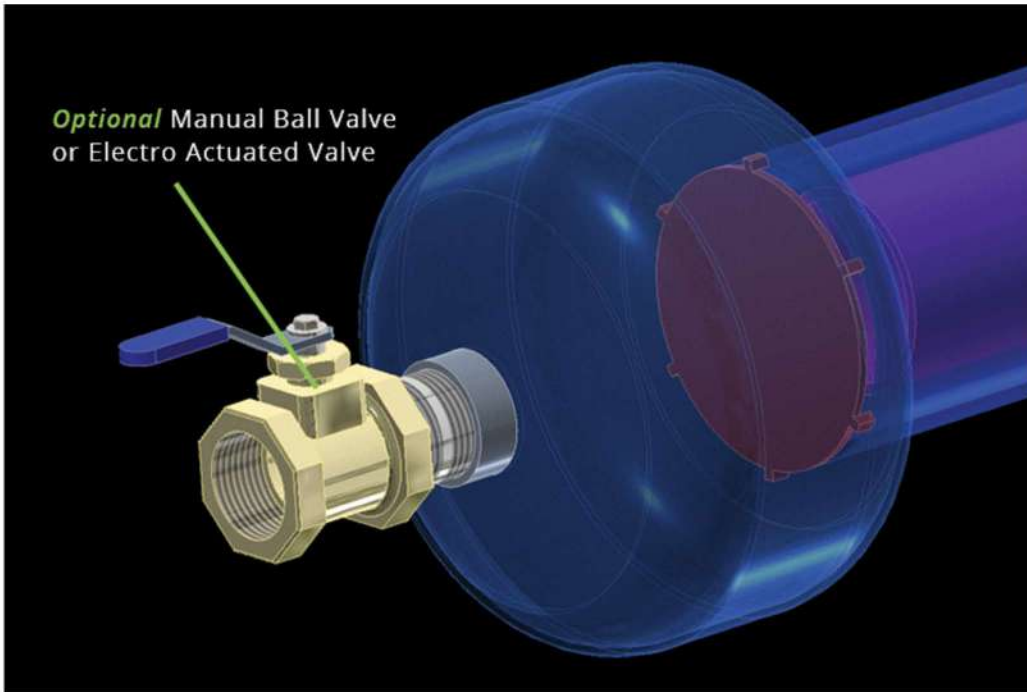
LEGEND

- A - TOTAL LENGTH
- B - HEAD DIAMETER
- C - SHELL DIAMETER
- D - INLET CENTER LINE
- E - PURGE DIAMETER
- F - UNIT CENTER LINE
- G - OUTLET DIAMETER

S-Series 1 Centrifugal Sand Separator

Recommended Maximum Pressure = 150 PSI

Sludge capacity is **75% volume of head**, for not running interference with the reflector plate between purge cycles.



Flow Specifications

MODEL	INL - OUT DIA	PURGE DIA	FLOW GPM	FLOW CuM/H	SLUDGE CAP GAL	SLUDGE CAP LTR	HEAD GAL	WORKING PSI	WEIGHT LBS.	WEIGHT Kg
S1-10V-AGR	3/8 NPT - 3/8 FPT	1 FPT	3 to 6	0.7 to 1.4	0.06G	0.23L	6" - 0.50G	150	12	5.4Kg
S1-20V-AGR	1/2 NPT - 1/2 FPT	1 FPT	4 to 10	0.9 to 2.3	0.09G	0.34L	6" - 0.50G	150	13	5.9Kg
S1-30V-AGR	3/4 NPT - 3/4 FPT	1 FPT	9 to 20	2.1 to 4.6	0.12G	0.46L	6" - 0.50G	150	15	6.8Kg
S1-40V-AGR	1 NPT - 1 FPT	1 FPT	18 to 36	4.1 to 8.2	0.23G	0.87L	6" - 0.50G	150	26	11.8Kg
S1-50V-AGR	1.1/4 NPT - 1.1/4 FPT	1 FPT	26 to 52	5.9 to 11.8	0.33G	1.25L	6" - 0.50G	150	28	12.7Kg
S1-60V-AGR	1.1/2 NPT - 1.1/2 FPT	1 FPT	38 to 79	8.6 to 17.9	0.40G	1.44L	6" - 0.50G	150	31	14.1Kg
S1-70V-AGR	2 NPT - 2 FPT	2 FPT	63 to 120	14.3 to 27.2	0.73G	2.77L	8" - 1.16G	150	45	20.5Kg
S1-80V-AGR	2.1/2 NPT - 2.1/2 FPT	2 FPT	100 to 180	22.7 to 40.9	1.12G	4.26L	10" - 2.26G	150	56	25.5Kg
S1-90V-AGR	3 NPT - 3 FPT	2 FPT	125 to 260	28.4 to 59.0	1.54G	5.85L	10" - 2.26G	150	74	33.6Kg
S1-100V-AGR	4 NPT - 4 FPT	2 FPT	190 to 345	43.2 to 78.3	2.14G	8.13L	12" - 3.92G	150	120	54.5Kg