



Model: PLIT001

USER MANUAL

Pixie Mouse Interactive Pet Toy

SAFETY PRECAUTIONS

WARNING

- The pet toy should not be operated by anyone who does not fully understand the risks associated with the operation of it, including but not limited to:
 - Children under 8 years of age
 - Individuals under the influence of alcohol or drugs that might impair a person's ability to safely operate the pet toy.
 - Those who suffer from any condition or that could affect their ability to safely operate the pet toy.
- Keep the pet toy and its accessories away from small children under 3 years of age.
- Do not allow children or pets to bite the pet toy and its accessories to avoid damage or injury.
- Do not abuse, throw, drop, puncture, violently kick, or step on the pet toy and its accessories. This can damage it and compromise its safe operation.
- Please keep the pet toy and its accessories dry. Do not use external heating equipment such as microwave oven or blower to dry it.
- If the pet toy is exposed to water or any other liquid, take it out immediately and place it in a safe and open area. Maintain a safe distance from it until it is completely dry. Do not use it again and dispose of it according to local regulations.
- Keep the pet toy away from excessive heat and direct sunlight.
- Do not use the pet toy during bad weather conditions, including rain, snow,

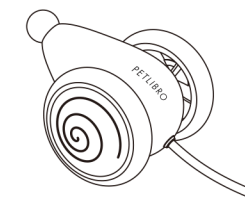
lighting, hail, and other extreme weather conditions, which may cause damage or electric shock hazard.

- Operate the pet toy in dangerous, hazardous or public areas where use is not permitted, such as high voltage power lines, train stations, airports, and trains.
- While operating, keep the pet toy away from all valuable and fragile items.
- The pet toy has a built-in battery that is not removable. Do not attempt to replace the battery yourself to avoid damaging the battery, fire and injury.
- This toy is not suitable for use on high-pile carpets; it may cause the toy to malfunction or get stuck.

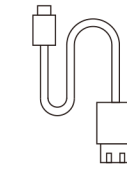
WARRANTY

- 1-year warranty
 - Lifetime support
- For guidance on product use, please contact our brand after-sales staff via email: support@petlibro.com.
If you have any questions related to orders, please contact the seller through the shopping platform.

IN THE BOX

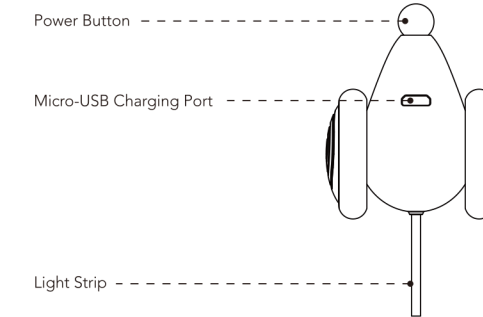


Pixie Mouse



Micro-USB Charging Cable

PRODUCT OVERVIEW



QUICK START

- Press and hold the power button for 3 seconds to turn on/off the pixie mouse.
- The pixie mouse plays with your cat for 10 minutes, then it stops working and goes into sleep mode for 30 minutes. The light strip flashes yellow slowly.
- To reactivate the pixie mouse, touch it again, then it plays with your cat for another 10 minutes.



Various colors
(Game mode)



Yellow
(Sleep mode)

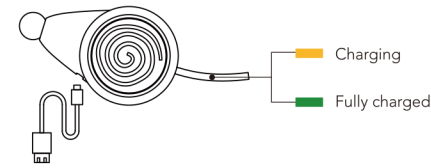


Red
(Low battery)

Tips:

Before having fun with your pet, make sure the pixie mouse's surface is in good condition.
Supervision is required during the playtime to prevent your pet from swallowing the toy.

HOW TO CHARGE



- Plug one end of the Micro-USB charging cable into the charging port and the other end to a power source.
- The light strip turns yellow during charging.
It takes about one hour to fully charge the pixie mouse, and the light strip turns green.

Tips:

- If the pixie mouse doesn't work, and the light strip flashes red for 3 seconds, it indicates the pixie mouse needs charging.
- With continuous use, the pixie mouse can work for 40 minutes.
- If the pixie mouse works for 10 minutes and sleeps for 30 minutes, the total battery life is 160 minutes.

FCC COMPLIANCE

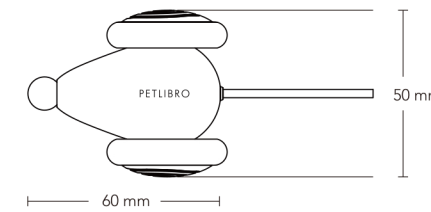
This device complies with part 15 of the FCC Rules. Operation is subject to the following two conditions: (1) this device may not cause harmful interference, and (2) this device must accept any interference received, including interference that may cause undesired operation.

Note: This equipment has been tested and found to comply with the limits for a Class B digital device, pursuant to part 15 of the FCC Rules. These limits are designed to provide reasonable protection against harmful interference in a residential installation. This equipment generates, uses, and can radiate radio frequency energy and, if not installed and used in accordance with the instructions, may cause harmful interference to radio communications. However, there is no guarantee that interference will not occur in a particular installation. If this equipment does cause harmful interference to radio or television reception, which can be determined by turning the equipment off and on, the user is encouraged to try to correct the interference by one or more of the following measures:

- Reorient or relocate the receiving antenna.
- Increase the separation between the equipment and receiver.
- Connect the equipment to an outlet on a circuit different from that to which the receiver is connected.
- Consult the dealer, or an experienced radio/TV technician for help.

Changes or modifications to this equipment not expressly approved by Shenzhen Libro Technology Co., Ltd. could void the user's authority to operate the equipment.

SPECIFICATIONS



Model	PLIT001	Battery	135mAh
Material	ABS, PVC, TPU	Input	5V \approx 1A
Weight	45g		
Dimensions	60mmx50mmx36mm (without tail)		

PETLIBRO

Pixie Mouse Interactive Pet Toy

Model: PLIT001

©Libro Corp. All Rights Reserved.

Manufacturer: Shenzhen Libro Technology Co., Ltd.

Address: 12/F, Tower B, GALAXY WORLD, Yabao Road,

Longgang District, Shenzhen, China

CAN ICES-3(B)/NMB-3(B)

Made in China



www.petlibro.com

PLIT001_V2.1



This device complies with Part 15 of the FCC Rules. Operation is subject to the following two conditions: (1) this device may not cause harmful interference, and (2) this device must accept any interference received, including interference that may cause undesired operation.