

English Grammar Stories and Exercises

The Progressive Tenses Series Present Progressive



Sample Chapter

By Really Learn English





Thanks for downloading this free booklet.

It includes the first chapter of the “Stories and Exercises to Practice the Progressive Tenses” series.

We hope you will find it most useful!

You can get the full version in our online store:

<http://store.really-learn-english.com/products/stories-and-exercises-to-practice-the-progressive-tenses>



The Really Learn English team

Really Learn English! ✓

Website: www.really-learn-english.com

Store: store.really-learn-english.com

English Grammar Stories and Exercises
The Progressive Tenses
Present Progressive
Published by Really Learn English
www.really-learn-english.com

Copyright © 2014 Ola Zur.
All rights reserved.

You do NOT have the right to edit, resell, copy, or claim ownership to this booklet.
However, you DO have the right to pass this booklet along to others who may benefit from it!

You may print, use, and distribute this booklet freely
on the condition it remains intact and is not altered in any way.

If you wish to upload this booklet to a website or blog, you may do so only on the conditions that
(1) it remains intact and is not altered in any way, and (2) you include a link with a credit back to
www.really-learn-english.com on the webpage where the booklet is published.

Ola Zur is the sole copyright owner of this booklet and may change
or revoke these permissions at any time at her own discretion.

Present Progressive

Table of Contents

Present Progressive (Also Called Present Continuous)	5
Exercise 1.....	7
Present Progressive Rules	8
Exercise 2.....	10
Special Spelling Rules for Adding “ing”	14
Exercise 3.....	20
Present Progressive, Story 1.....	26
Present Progressive, Story 1.....	26
Before Reading	26
Dancing in Class	28
After Reading	29
Present Progressive, Story 2.....	36
Before Reading	36
Paying Attention	38
After Reading	39
Present Progressive, Story 3.....	46
Before Reading	46
An Amazing Performance.....	48
After Reading	49

Present Progressive, Story 4	56
Before Reading	56
A Very Important Game	58
After Reading	59
Present Progressive, Story 5	66
Before Reading	66
Quite the Pep Talk!	68
After Reading	69

Present Progressive, Story 1

Before Reading

A) Look at the title of the story and the picture. What do you think this story is about?

B) Match the words in column A to the words in column B. (There can be more than one correct answer.)

Column A

change
teach
enjoy
tap
imagine
get
sit
dance
find
spin

Column B

class
daydream
costume
red
boring
chair
lesson
leg
on stage
foot

Column A

have

shout

beat

talk

wear

close

kick

finish

take

feel

Column B

fast

costume

Bravo!

a bow

feet

show

a lot

eyes

embarrassed

fun

Column A

a bit

in front

so much

through

in

with

just

in

on

for

Column B

the air

boring

the cameras

of the room

fun

her imagination

concern

their feet

class

enjoying

C) After these exercises, what do you think this story is about?

Present Progressive, Story 1

Dancing in Class



Georgia is sitting in class. Her professor is standing in front of the room. He is talking. He is talking a lot. Georgia thinks he is always talking a lot! She is finding the class a bit boring.

In Georgia's mind, she is doing something else. In Georgia's imagination, she is not sitting in class. She is dancing on a stage in front of hundreds of people. She is wearing a beautiful costume. She is tapping. She is twirling. She is spinning on one leg.

The stage lights are shining in her eyes. She is closing her eyes and concentrating on the music. She is having so much fun! Her heart is beating fast.

The music is changing. She is changing costumes. Now she is dancing again. She is kicking her feet. She is leaping. She is flying through the air.

Soon, she is finishing her show. The audience is standing on their feet. They are clapping and shouting, "Bravo! Bravo!" Georgia is taking a bow. Georgia is smiling for the cameras. "Bravo! Bravo!" She is having so much fun!

"Georgia?"

Georgia's classmates are staring at her.

"Georgia?" her professor is saying, looking at her with concern. He is not teaching anymore.

"Yes?" Georgia is feeling a bit embarrassed. Her cheeks are getting red.

"Are you feeling okay? You are shouting 'Bravo! Bravo!' in class."

"Oh, yes, professor. Sorry. I am just enjoying the class so much! Bravo! Bravo!"

Present Progressive, Story 1

After Reading

Grammar—Correct Form of the Verb

A) This is a copy of the original story. Go over it and fill in the blanks with the right form of every verb.

Georgia _____ (sit) in class. Her professor
_____ (stand) in front of the room. He
_____ (talk). He _____ (talk) a lot.

Georgia thinks he _____ (always talk) a lot! She
_____ (find) the class a bit boring.

In Georgia's mind, she _____ (do) something else. In
Georgia's imagination, she _____ (not sit) in class. She
_____ (dance) on a stage in front of hundreds of people.
She _____ (wear) a beautiful costume. She
_____ (tap). She _____ (twirl). She
_____ (spin) on one leg.

The stage lights _____ (shine) in her eyes. She
_____ (close) her eyes and _____
(concentrate) on the music. She _____ (have) so much
fun! Her heart _____ (beat) fast.

The music _____ (change). She
_____ (change) costumes. Now she

_____ (dance) again. She _____
(kick) her feet. She _____ (leap). She
_____ (fly) through the air.

Soon, she _____ (finish) her show. The audience
_____ (stand) on their feet. They
_____ (clap) and _____ (shout),
"Bravo! Bravo!" Georgia _____ (take) a bow. Georgia
_____ (smile) for the cameras. "Bravo! Bravo!" She
_____ (have) so much fun!

"Georgia?"

Georgia's classmates _____ (stare) at her.

"Georgia?" her professor _____ (say),
_____ (look) at her with concern. He
_____ (not / teach) anymore.

"Yes?" Georgia _____ (feel) a bit embarrassed. Her
cheeks _____ (get) red.

" _____ (you feel) okay? You
_____ (shout) 'Bravo! Bravo!' in class."

"Oh, yes, professor. Sorry. I _____ (just enjoy)
the class so much! Bravo! Bravo!"

Vocabulary—Find the Right Word

B) Read the description and write down what it is. Use the box below for help.

class	eyes	stage	costume	heart
bow	concern	room	show	camera

1. It is a closed space inside a building. What is it? _____
1. You use them to see. You can close them. What are they? _____
2. It is a place where students learn things. What is it? _____
3. You use it to take pictures. What is it? _____
4. It is like worry. You can feel it for someone. What is it? _____
5. It is an open, flat space for giving performances. What is it? _____
6. It pumps blood around your entire body. What is it? _____
7. It is a way to bend down to say thank you. What is it? _____
8. You wear it for a performance or for fun. What is it? _____
9. It is a performance, a concert, or a TV program. What is it? _____

Grammar—Sentence Structure

C) The following sentences are all mixed up. Put the words on each line in the correct order to make a logical sentence.

1. audience feet The their is on standing.

2. at are Georgia's classmates her staring.

3. leg on She spinning is one.

Grammar—Questions, Negative Sentences, and Positive Sentences

D) Turn the following sentences into questions.

1. Georgia is finding the class a bit boring.

2. She is changing costumes.

3. They are clapping and shouting.

E) Turn the following sentences into negative sentences.

1. Georgia is smiling.

2. I am enjoying the class.

3. The professor is standing.

F) Turn the following sentences into positive sentences.

1. The professor is not talking a lot.

2. Are the lights shining in her eyes?

3. Is she having fun?

Comprehension

G) Answer the following questions.

1. Where is Georgia? What is she doing?

2. How is Georgia feeling about the professor's lesson?

3. What is Georgia doing in her imagination?

4. Why does Georgia say she is shouting "Bravo!" in class?

Essay Writing

H) Answer the following questions. Write a short essay for each.

1. Georgia is thinking about dancing. Maybe the other students are imagining other situations, too! What are they imagining?






2. Imagine that you are in a very boring situation, maybe waiting for a train. What are you doing in your imagination?

There are many more stories and exercises
in the full version of this booklet:

Stories and Exercises to Practice the Progressive Tenses

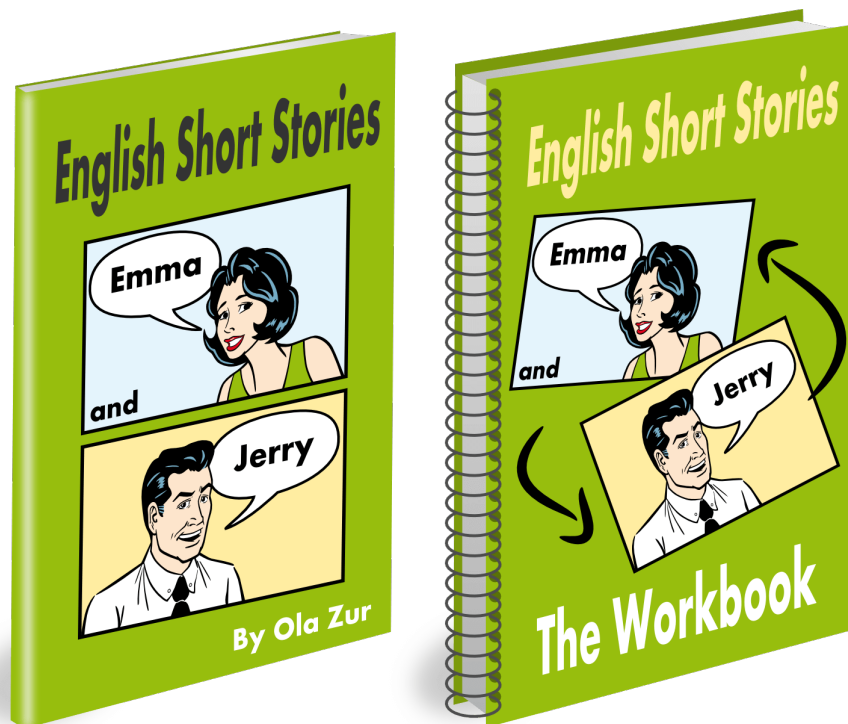
Click here to get it:

store.really-learn-english.com/products/stories-and-exercises-to-practice-the-progressive-tenses



Our Best Sellers (Digital Books in PDF form)

English Short Stories, Book and Workbook, Emma and Jerry



110 pages of high interest/low vocabulary stories, as well as many types of exercises for your students.

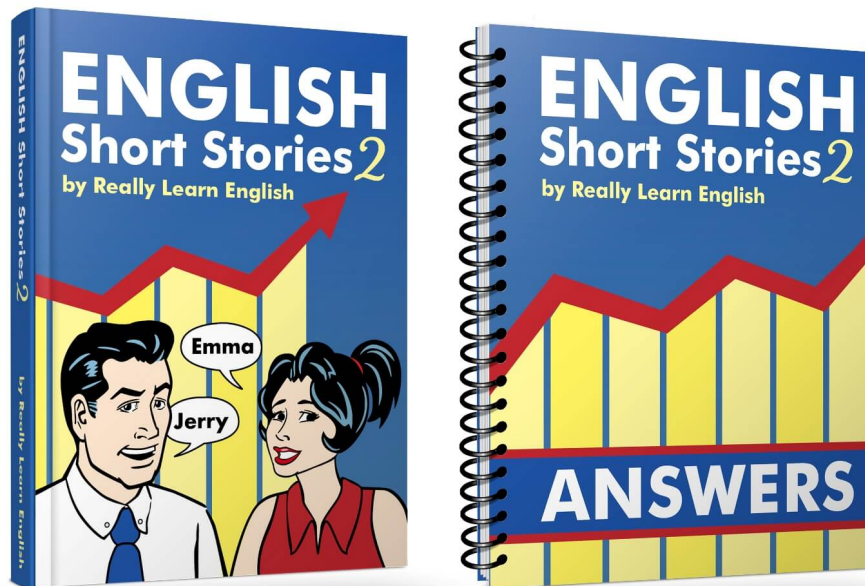
Simple vocabulary and sentence structure • No complicated words or advanced tenses • Amusing and funny stories • High interest for teenagers and adults

Click here to get it:

store.really-learn-english.com/products/english-short-stories-emma-and-jerry

Our Best Sellers (Digital Books in PDF form)

English Short Stories, Emma and Jerry, Volume 2



The second book in the "English Short Stories" series. It has many stories about Emma and Jerry, a married couple, and the funny everyday situations they go through.

The stories are written in simple English. The accompanying exercises practice vocabulary, grammar, writing and comprehension. The book comes with an answer book.

208 pages of high interest/low vocabulary stories, as well as many types of exercises for your students.

Click here to get it:

store.really-learn-english.com/products/english-short-stories-emma-and-jerry-volume-2

Our Best Sellers (Digital Books in PDF form)

Stories and Exercises to Practice the Simple Tenses



A unique series of five books: a book for each simple tense, a book for all the simple tenses mixed, and an additional book for speech practice of these tenses.

Rules, stories, exercises, and answers for each of the simple tenses (simple present, simple past and simple future).

Click here to get it:

store.really-learn-english.com/products/stories-and-exercises-to-practice-the-simple-tenses

Our Best Sellers (Digital Books in PDF form)

Stories and Exercises to Practice the Perfect Tenses



A series of illustrated stories and exercises to practice the perfect tenses:

- Stories and Exercises to Practice the Present Perfect (80 pages)
- Stories and Exercises to Practice the Past Perfect (85 pages)
- Stories and Exercises to Practice the Future Perfect (80 pages)
- Stories and Exercises to Practice All the Perfect Tenses Mixed (64 pages)
- Practice Speaking English with English Grammar Dialogues for the Perfect Tenses (46 pages)

All stories and activities are written using the perfect tenses. That way the student and teacher can concentrate on reading and practicing one main tense at a time.

Click here to get it:

store.really-learn-english.com/products/stories-and-exercises-to-practice-the-perfect-tenses

Our Best Sellers (Digital Books in PDF form)

English Modal Verbs Series



A step-by-step series of illustrated workbooks to teach English modal verbs and their corresponding semi-modal verbs:

- Can, Could, and Be Able To (60 pages)
- Must, Might, May, Need to, and Have To (80 pages)
- Should, Ought to, and Had Better (46 pages)
- Will, Shall and Would (54 pages)
- Categories Review Booklet (40 pages)
- Teacher's Guide and Final Test (15 pages)
- Complete Answer Key (70 pages)

Resources include: rules, examples, short stories, exercises, and a final test. The materials can serve as: lesson plans, homework, class and role play activities, tests and quizzes.

Click here to get it:

store.really-learn-english.com/products/english-modal-verbs-series

About Really Learn English

My name is Ola Zur, and I am the creator of Really Learn English. My team and I used our teaching knowledge and years of experience to create useful resources for teachers.

Our expertise is creating simple yet effective learning aids for teachers and students.

These resources were created by myself and my team of expert teachers and writers. They are carefully designed to improve the teaching process and make it more effective.

These resources will save you many hours of searching for suitable materials (or writing them yourself), and help you achieve the best results with your students.

In addition, there is no need to wait. You will be able to download the digital books instantly in a printable form.

Really Learn English is a well-known and loved website for teachers and students around the world. I hope you and your students will find it useful too!

Really Learn English! ✓



Do You Have Any Questions?



Contact Us!



store.really-learn-english.com/pages/contact

Website: www.really-learn-english.com

Store: store.really-learn-english.com

Click to share this booklet with others:

