



2021 CATALOG

THE SHAPING OF DARK ARTS

Dark Arts is a budding channel within the surf industry that collaborates with prominent surfboard shapers from around the world. Inspired by innovation and quality, we've re-thought the process of crafting surfboards. As a result, we offer the lightest, strongest, best performing models on the market.

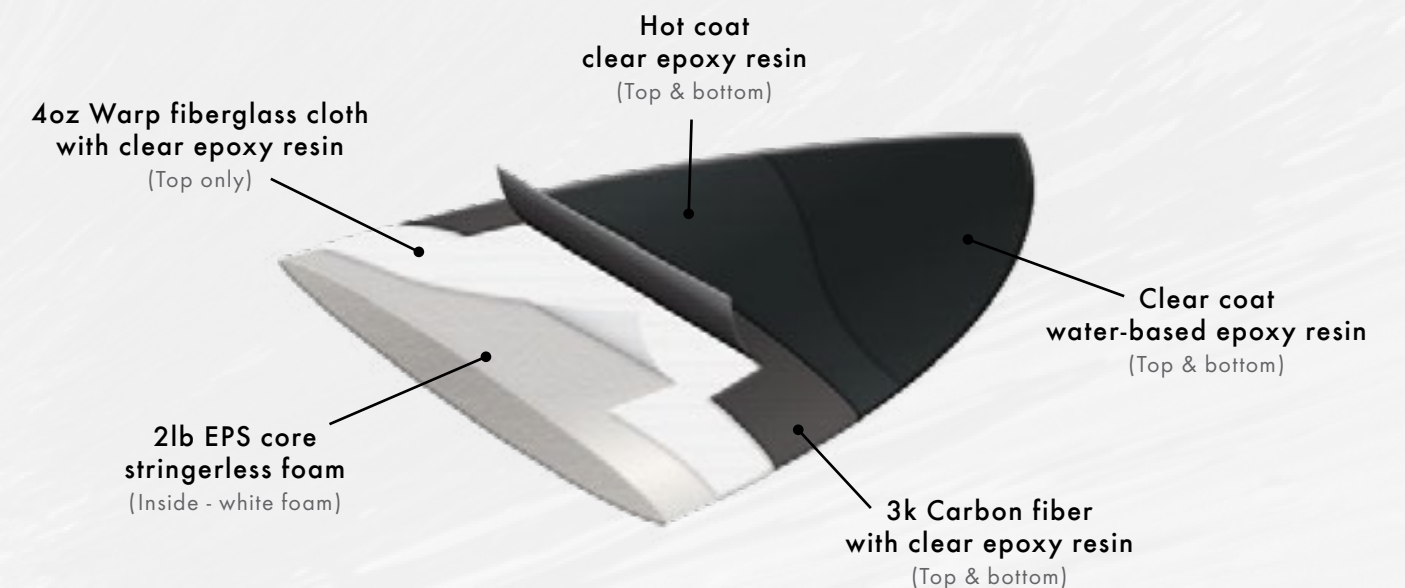
Dark Arts began in 2019, founded by veteran board builder and surfing purist, Justin Ternes. After a twenty-one year quest, Justin answers the question, "What is the perfect surfboard, and how is it made?" Dark Arts creates unrivaled boards, led by the conviction that surfboards should preserve and enhance the essence of surfing.

Assembled in our hometown of San Diego, these American made products are shaped by world-class shapers then glassed with a refined carbon-fiber vacuum bagging technique, utilizing best environmental practices.



WHAT MAKES US DIFFERENT

Adding carbon fiber cloth to a performance surfboard design, truly unites speed and agility with improved durability. Our surfboards represent American craftsmanship, sustainable values, visionary shaping, and surfing expertise to offer a high performance carbon surfboard.






SUSTAINABILITY THROUGH DURABILITY

Durable materials diminish environmental load, contributing to the sustaining of our planet for future generations. Producing high-performance surfboards comes with the opportunity to re-imagine their life expectancy. The board you ride today should be the board you ride tomorrow.





STAB

THE STAB BELONGS TO SHARP EYE

Two months and twelve boards later, Taj Burrow hails the Inferno 72 by Sharp Eye as this year's Stab in the Dark champion.

At Dark Arts, we're thankful for the opportunity to have given all the boards a step up in black. The enthusiastic response from Taj, riding blanks by world-class shapers wrapped in our carbon, is humbling. SMTH Shapes and Pyzel, other Dark Arts full-time collaborators, were also spotlighted the mix of boards Taj had to choose between for the contest.

We're proud of our work with Sharp Eye, Pyzel, and SMTH Shapes. We share the same goal and are committed to nothing less than continuing our journey to produce the finest surfboards on the planet.

0

BOARDS BROKEN

2

OVER MONTHS SHOOTING

21

SURFABLE DAYS

6

HOURS

75

AND UP TO WAVES EACH DAY



“Carbon boards give you tons of pop and speed and the best part when you get a magic board is that it will last for years!”

- KAI LENNY



MADE IN THE USA

Our surfboards represent American craftsmanship, sustainable values, visionary shaping, and surfing expertise to offer a high-performance carbon surfboard.

TABLE OF CONTENTS

AIPA

STING 9
DARK HORSE 11
DARK TWINN 11

ALBUM

PLASMIC 13
TWINSMAN 13

JT

COFFIN 15
DAD BOD 15
DEVEILED EGG 15
THAT HITTER 17
THE RONSON & RONSON “R&R” 17
VEGAN FISH 17
FOIL BOARD 19

PYZEL

ASTRO POP 21
GHOST 21
SHADOW 21
GREMLIN 23
PINBALL WIZARD FOIL BOARD 25
PYZALIEN 2 25
PHANTOM 27
PHANTOM XL 27

SHARP EYE

STORMS 29
DISCO INFERNO 31
INFERNO 72 33

SMTH SHAPES

88 35
EMBRYO 35
MINI DEMON 37
THE VOLUME 37

“Yeah the waves here (in the gulf) are really hard to catch and then dumps super fast. That carbon gets moving...”

- STERLING SPENCER





AIPA®



**AIPA
STING**



- ▼ Design focused on 1976 version made for **Mark Richards** by Ben Aipa
- ▼ Added a slight amount of curve to the tail and moved the midpoint back, closer to center, to increase performance
- ▼ Board remains true to the original
- ▼ The black carbon strip down the center of the board pays homage to Ben Aipa's wide stringer color work, as seen in the late 70's version
- ▼ Suggest ordering 1/4" thicker than your normal board

DIMENSIONS

5'8" | 19 1/2" | 2 7/8" | 31.53L

5'10" | 20 1/8" | 2 15/16" | 34.25L

6'0" | 20 1/2" | 3" | 36.22L

6'2" | 20 3/8" | 3 1/16" | 38.23L

6'4" | 20 7/16" | 3 1/8" | 40.05L

6'8" | 20 1/2" | 3 1/4" | 43.81L

DECK COLORS





**AIPA
DARK HORSE**



- ▼ High Performance-groveler hybrid
- ▼ Outline created with Ben Aipas original '76 Wing Twin and 90's Swing Twin Squash templates connected with Duke's modern curves
- ▼ Staged bottom contour for penetration, drive and lively reaction
- ▼ Wing placement corresponds to fin configuration (tri-fin boxes)

**AIPA
DARK TWINN**



- ▼ High Performance-groveler hybrid
- ▼ Outline created with Ben Aipas original '76 Wing Twin and 90's Swing Twin Squash templates connected with Duke's modern curves
- ▼ Staged bottom contour for penetration, drive and lively reaction
- ▼ Wing placement corresponds to fin configuration (quad-fin boxes)

DIMENSIONS

5'6" | 19 1/8" | 2 3/8" | 25.79L

5'6" | 19 1/8" | 2 3/8" | 25.79L

5'7" | 19 1/4" | 2 7/16" | 27.05L

5'7" | 19 1/4" | 2 7/16" | 27.05L

5'8" | 19 5/16" | 2 1/2" | 28.22L

5'8" | 19 5/16" | 2 1/2" | 28.22L

5'9" | 19 3/8" | 2 1/2" | 28.74L

5'9" | 19 3/8" | 2 1/2" | 28.74L

5'10" | 19 1/2" | 2 9/16" | 30.08L

5'10" | 19 1/2" | 2 9/16" | 30.08L

5'11" | 19 5/8" | 2 5/8" | 31.45L

5'11" | 19 5/8" | 2 5/8" | 31.45L

5'10" | 20 1/4" | 2 3/4" | 34.24L

5'10" | 20 1/4" | 2 3/4" | 34.24L

5'11" | 20 5/8" | 2 7/8" | 36.97L

5'11" | 20 5/8" | 2 7/8" | 36.97L

6'0" | 21" | 2 7/8" | 38.18L

6'0" | 21" | 2 7/8" | 38.18L

DECK COLORS





ALBUM
PLASMIC



- ▼ LIMITED RUN of only 100 Boards
- ▼ Compact twin that packs the Volume
- ▼ Fishy Rocker with double barrel, bonzer style, deep channel
- ▼ All around fun board, with added performance, cruisy yet rippable
- ▼ Enjoyed by **Asher Pacey** and **Josh Kerr**
- ▼ 1-5 ft. Beginner-Advanced

ALBUM
TWINSMAN



- ▼ A go-to performer, in all conditions.
- ▼ Slight concave deck with foam pushed to the perimeter
- ▼ Revolutionary rail to rocker to bottom contour that generates speed effortlessly but allows for easy control.
- ▼ **Josh Kerr** spent a month in Indo and couldn't get off it.
- ▼ Ride it a couple inches longer than your fish and 1-3 liters more than your standard shortboard.

DIMENSIONS

4'10" 19 1/2" 2 1/4" 26.6L
5'0" 19 3/4" 2 11/32" 29.5L
5'2" 20" 2 3/8" 30.7L
5'4" 20 1/4" 2 7/16" 33L
5'6" 20 1/2" 2 1/2" 35.3L
5'8" 20 3/4" 2 5/8" 38.1L
5'10" 21" 2 3/4" 41.2L
6'0" 21 1/2" 2 3/4" 43.5L

5'0" 18 3/4" 2" 23L
5'2" 19" 2 1/8" 25.3L
5'3" 19 1/8" 2 3/16" 26.6L
5'4" 19 1/4" 2 1/4" 27.9L
5'5" 19 3/8" 2 19/64" 29L
5'6" 19 1/2" 2 5/16" 30L
5'7" 19 11/32" 2 11/32" 31L

5'8" 19 3/4" 2. 3/8" 32L
5'9" 19 7/8" 2 13/32" 33.4L
5'10" 20" 2 7/16" 34.4L
5'11" 20 1/4" 2 31/64" 36L
6'0" 20 1/2" 2 1/2" 37.3L
6'2" 21" 2 5/8" 40.4L
6'4" 21 1/2" 2 3/4" 43.9L

DECK COLORS





JT COFFIN



- ▼ The Coffin has a bit more pulled in tail and nose than the traditional shape, with shortboard style rails, which makes for easier turning in critical sections.
- ▼ The Coffin's thickness, width and flattened rocker make it easy to paddle and increases speed generation.
- ▼ Beginners can utilize this shape by ordering the same as their height or above, while intermediate or advanced surfers should ride this as short as comfortable.
- ▼ A favorite of Florida legend **Sterling Spencer** who rides a 4'11". Sterling named this board the Coffin and can be seen going absolutely nuts on it, its unique glide makes it hard to pass up.

JT DAD BOD



- ▼ One of our most versatile models considering its range, this board is wider and thicker but with contemporary shortboard rails.
- ▼ Flatter entry rocker, double to single concave, and a wide tail help the Dad Bod excel in knee to head high waves, soft or punchy.
- ▼ Ridden 4-6 inches smaller than your average shortboard, allows it to fit in tight places on a wave, while the extra float helps for engineering speed and enhancing paddle power.
- ▼ A favorite of JT team rider **Kyle Knox**, who named the board for its diversity. It has become one of his mainstays for small to medium size days.

JT DEVILED EGG



- ▼ Condensed, wider, shortboard design, for surfers who want performance in a "tight package".
- ▼ It's width, thickness, and lower entry rocker, helps with paddle ability and speed through the flats.
- ▼ Slightly pulled in round tail for preciseness in critical parts of the wave.
- ▼ Riding as a Quad in smaller waves and Thruster in more consequential waves gives it uncompromised range.
- ▼ Single to double concave and shortboard rails gives it the speed and control of a regular, high performance, shortboard.

DIMENSIONS

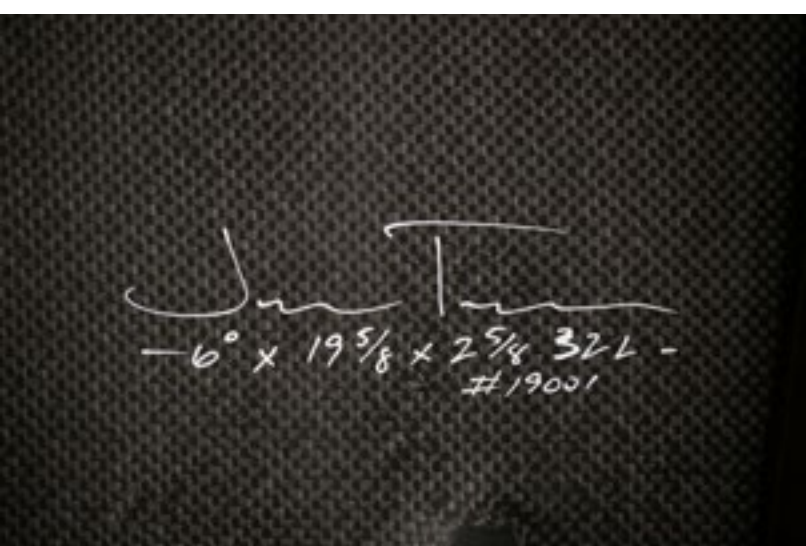
4'11" 20 1/8" 2 3/8" 30L
5'1" 20 1/4" 2 1/2" 32.7L
5'2" 20 2 3/8" 30.5L
5'3" 20 5/16" 2 5/8" 35L
5'5" 20 1/2" 2 3/4" 38.6L
5'7" 20 5/8" 2 3/4" 40L

5'1" 19" 2 1/4" 24.52L
5'3" 19 1/2" 2 3/8" 27.12L
5'5" 19 7/8" 2 7/16" 29.3L
5'7" 20" 2 9/16" 32.42L
5'9" 20 1/4" 2 5/8" 35.20L
5'11" 20 5/8" 2 11/16" 37.05L

5'0" 19 7/8" 2 3/8" 26.4L
5'2" 20" 2 3/8" 27.5L
5'4" 20" 2 1/2" 29.9L
5'6" 20 1/6" 2 5/8" 32.7L
5'8" 20 1/8" 2 11/16" 34.5L
5'10" 20 3/4" 2 3/4" 36.8L

DECK COLORS





JT
THAT HITTER



- ▼ That Hitter is designed by JT for a maximum amount of fun in small waves. It's wide outline and thickness, combined with its flatter rocker, makes this board absolutely fly.
- ▼ That Hitter has shortboard style rails that allow it to turn as good as a regular board, yet with more ease in the smaller stuff.
- ▼ That Hitter can be ridden 6-8 inches shorter for intermediate / advanced surfers, while beginners may want it closer to their height. Advanced surfers will fly on every wave and be able to unload their bag of tricks, while Beginners will find this board user-friendly and a great way to shed board height.

JT
THE RONSON & RONSON
"R&R"



- ▼ JT's high performance, user friendly, "California Shortboard" shape. The "R&R" has a slight touch of width and thickness throughout.
- ▼ It has normal shortboard rocker and single to double concave to maintain precision in critical area of wave.
- ▼ Great "all around" shortboard for intermediate and advance surfers.
- ▼ Usually ridden 1-2 inches smaller than your average shortboard.
- ▼ Designed by JT, for Kyle Knox, as his go to shortboard over the last 3 years.

JT
VEGAN FISH



- ▼ The Vegan Fish is wide, thick, and stable which makes it great for Beginners/Intermediate surfers to enjoy and is always a blast for Advanced surfers looking for alternative surfcraft.
- ▼ With the width and thickness remaining similar to the old school, the Vegan Fish has more of a shortboard style rail and very slightly pulled in tail.
- ▼ Due to the ease of paddle and increased speed generation, Advanced/Intermediate surfers usually ride the Vegan Fish 6-8 inches shorter than their height, while Beginners may opt for a bigger size.
- ▼ The Vegan Fish will have you gliding in the epic 70's fashion while still being able to do contemporary turns.

DIMENSIONS

5'0" | 20 1/2" | 2 7/16" | 28.9L

5'2" | 20 3/4" | 2 9/16" | 31.9L

5'4" | 20 7/8" | 2 5/8" | 34L

5'6" | 20 7/8" | 2 7/8" | 38.6L

5'8" | 21" | 2 7/8" | 40L

5'10" | 21 1/8" | 2 13/16" | 41.8L

5'8" | 19 5/8" | 2 3/8" | 27.3L

5'9" | 19 7/8" | 2 7/16" | 28.8L

5'10" | 20" | 2 1/2" | 30.2L

5'11" | 20" | 2 9/16" | 31.4L

6'0" | 20 1/8" | 2 5/8" | 32.8L

5'0" | 20 3/8" | 2 5/16" | 28L

5'2" | 20 1/2" | 2 3/8" | 30L

5'4" | 20 7/8" | 2 9/16" | 34L

5'6" | 21" | 2 9/16" | 35.3L

5'8" | 21 1/8" | 2 5/8" | 37.5L

5'10" | 21 1/4" | 2 5/8" | 39L

DECK COLORS






JT FOIL BOARD



- ▼ Aggressive deck with deep double concave in the nose
- ▼ Wide and flat for easy paddling
- ▼ Lightweight durable & rigid carbon construction
- ▼ Custom dimensions available




DIMENSIONS

4'2" | 19" | 2 5/8" | 30.00L

4'5" | 19 1/2" | 2 3/4" | 35L

4'8" | 20" | 2 7/8" | 39L

DECK COLORS



★PYZEL



PYZEL ASTRO POP



- ▼ Funformance shortboard for slower, smaller, weaker waves.
- ▼ Increased fun for intermediate to professional level surfers.
- ▼ More high performance take on the "ASTRO" retro fish.
- ▼ More pulled in shape for maneuverability.
- ▼ Less rocker and deep double concave for speed.

PYZEL GHOST



- ▼ High performance shortboard, for medium to large waves. Rode by **John John Florence** in his 2017 World Title campaign.
- ▼ Designed for hollow and more powerful waves, also proven to work at reef breaks, dumpy beach breaks, and point breaks.
- ▼ Paddles and picks up speed easily while holding in critical turns.

PYZEL SHADOW



- ▼ High performance shortboard, for a wide range of wave sizes and conditions.
- ▼ Current favorite board of **John John Florence, Jack Freestone** and **Koa Rothman**.
- ▼ Will help intermediate surfers elevate levels, while also bringing out the best in more advanced surfers.

DIMENSIONS

5'5" | 19 3/8" | 2 5/16" 27.20L

5'8" | 19 3/4" | 2 3/8" 29.90L

5'9" | 19 7/8" | 2 7/16" 31.30L

5'10" | 20" | 2 7/16" 32.00L

5'11" | 20 1/8" | 2 1/2" 33.50L

6'0" | 20 1/4" | 2 9/16" 35.00L

6'2" | 20 1/2" | 2 5/8" 37.40L

5'8" | 18 3/4" | 2 5/16" | 24.70L

5'9" | 18 7/8" | 2 3/8" | 26.00L

5'10" | 19" | 2 7/16" | 27.20L

5'11" | 19 1/8" | 2 1/2" | 28.40L

6'0" | 19 3/8" | 2 9/16" | 29.90L

6'1" | 19 1/2" | 2 5/8" | 31.30L

6'2" | 19 5/8" 2 11/16" | 32.70L

5'8" | 18 1/2" | 2 1/4" | 24.80L

5'9" | 18 5/8" | 2 1/4" | 25.40L

5'10" | 18 3/4" | 2 5/16" | 26.6L

5'11" | 18 7/8" | 2 3/8" | 28.00L

6'0" | 19 1/8" 2 7/16" | 29.4L

6'1" | 19 1/4" | 2 1/2" | 30.70L

6'2" | 19 3/8" 2 9/16" | 32.10L

6'3" | 19 1/2" 2 5/8" | 33.60L

6'4" | 19 3/4" 2 11/16" | 35.30L

DECK COLORS





**PYZEL
GREMLIN**



- ▼ If you love the feel of your Ghost and Phantom, but want a shorter, chunkier board for smaller surf the Gremlin is the board you are gonna want!
- ▼ Based off the Ghost DNA, it's the Step-Down cousin to the Phantom, with lots of extra volume packed into a shorter, wider, flatter rockered package designed for quick acceleration, easily sustained speed and great paddle power.
- ▼ Ridden by Pyzel team riders in Hawaii, highlighted by **Ivan Florence's** surfing segments, in the air, and for all around funformance.
- ▼ Great board for beginners, intermediates, and high performers for less than ideal to good waves.

DIMENSIONS

5'3" 19 3/8" 2 5/16" 26.20L	6'0" 20 3/4" 2 5/8" 36.60L
5'4" 19 1/2" 2 3/8" 27.60L	6'2" 20 7/8" 2 11/16" 38.70L
5'5" 19 5/8" 2 3/8" 28.20L	6'4" 21" 2 3/4" 40.90L
5'6" 19 3/4" 2 7/16" 29.60L	6'6" 21 1/4" 2 7/8" 44.50L
5'7" 19 7/8" 2 7/16" 30.20L	
5'8" 20" 2 1/2" 31.60L	
5'9" 20 1/4" 2 1/2" 32.50L	
5'10" 20 3/8" 2 9/16" 34L	
5'11" 20 5/8" 2 9/16" 34.90L	

DECK COLORS





★PYZEL



**PYZEL
PINBALL WIZARD
FOIL BOARD**



- ▼ Fine tuned, 3rd generation of this model, with countless hours of R+D with Pyzel team riders
- ▼ Flat bottom, concave deck, with kick in the tail
- ▼ Specially constructed by Dark Arts with added 3" solid Carbon tape, top and bottom
- ▼ Gives rider the feel of maximum connectivity and enhanced pumping power
- ▼ Great board for beginning to pro level Foil boarders

**PYZEL
PYZALIEN 2**



- ▼ Updated version of the popular Pyzalien model. This new version has a more domed deck with refined rails, so we recommend that you order it the same thickness, 1/4 to 1/2 inch wider and 2-3 inches shorter than your standard shortboard.
- ▼ This great everyday board is very user friendly with a High Performance personality built for most levels of surfer, from novice to Pro, working in a huge variety of waves.
- ▼ This rocker/bottom combo gives the board quick, effortless speed from take-off, while increasing the responsiveness and control, allowing for easier rail to rail transitions at high speeds.
- ▼ The outline is clean and simple, no hips or wings just a fuller nose and wider tail which keeps the board very fast and drivey, making for easy flow through flatter sections with a clean swallow tail for added snappiness and spark!

DIMENSIONS

4'6" | 19" | 2 9/16" | 31.00L

4'8" | 19 1/2" | 2 5/8" | 34.72L

4'10" | 19 5/8" | 2 3/4" | 37.83L

5'6" | 18 1/2" | 2 3/16" | 24.10L

5'7" | 18 5/8" | 2 1/4" | 25.40L

5'8" | 18 3/4" | 2 5/16" | 26.50L

5'9" | 19" | 2 5/16" | 27.30L

5'10" | 19 1/4" | 2 3/8" | 28.90L

5'11" | 19 3/8" | 2 7/16" | 30.20L

6'0" | 19 1/2" | 2 1/2" | 31.50L

6'1" | 19 3/4" | 2 9/16" | 33.10L

6'2" | 20" | 2 5/8" | 34.90L

6'4" | 20 1/2" | 2 3/4" | 38.30L

DECK COLORS





PYZEL PHANTOM



- ▼ The Phantom is a Ghost squashed down, souped up, and with added volume
- ▼ Same Ghost rocker but added more single concave to flatten it out through the center, creating speed and flow without taking away from the overall performance or feel of the original design

PYZEL PHANTOM XL



- ▼ Added width in the tail and nose create a more parallel, fuller outline that helps keep speed up through slower sections and tight turns
- ▼ Rails are full but not chunky, giving you more floatation and speed without taking away the sensitivity that we all love in our boards
- ▼ Best in waist-high to overhead waves of all types
- ▼ Ride it around your height, a touch wider and about the same thickness as your Ghost
- ▼ Great for your everyday sessions in less than epic conditions
- ▼ The Phantom XL performs like the Phantom in a larger size.

DIMENSIONS

5'6" | 18 7/8" | 2 5/16" | 25.4L

5'7" | 19" | 2 3/8" | 26.7L

5'8" | 19 1/8" | 2 3/8" | 27.3L

5'9" | 19 1/4" | 2 7/16" | 28.6L

5'8" | 19 1/8" | 2 3/8" | 27.3L

5'10" | 19 1/2" | 2 1/2" | 30.1L

5'11" | 19 3/4" | 2 1/2" | 31.0L

6'0" | 20" | 2 9/16" | 32.6L

6'1" | 20 1/4" | 2 5/8" | 34.4L

6'2" | 20 3/8" | 2 11/16" | 35.9L

6'4" | 20 5/8" | 2 3/4" | 38.2L

6'6" | 21" | 3" | 43.4L

5'8" | 19 3/8" | 2 1/2" | 29.3L

5'9" | 19 1/2" | 2 9/16" | 30.6L

5'10" | 19 3/4" | 2 5/8" | 32.3L

5'11" | 19 7/8" | 2 11/16" | 33.7L

6'0" | 20 1/4" | 2 11/16" | 34.8L

6'1" | 20 1/2" | 2 3/4" | 36.5L

6'2" | 20 3/4" | 2 13/16" | 38.1L


6'4" | 21" | 2 7/8" | 40.5L

6'6" | 21 1/4" | 3" | 43.8L

6'8" | 21 1/2" | 3" | 45.6L

DECK COLORS





SHARP EYE STORMS



- ▼ **Kanoa Igarashi** pro model
- ▼ Reliable, all around, shortboard
- ▼ Increased Volume and Thickness in front for the flats
- ▼ Pulled in Bump Squash tail for precision in critical parts of wave
- ▼ Ridden by **Filipe Toledo** and other QS warriors 2-6ft.+ intermediate-advanced

DIMENSIONS

5'7" 18.65" 2.35" 24.9L	6'3" 19.7" 2.65" 33.3L
5'8" 18.75" 2.38" 25.8L	6'4" 19.75" 2.7" 34.5L
5'8" Plus 19" 2.45" 26.9L	6'6" 20" 2.8" 37.2L
5'9" 18.75"x 2.4" 26.4L	
5' 9"Plus 19.25" 2.5" 28.1L	
5' 10" 19" 2.5" 28.2L	
5' 10"Plus 19.25" 2.60" 29.7L	
5'11" 19.25" 2.6" 29.7L	
6'0" 19.4" 2.6" 30.8L	
6'1" 19.5" 2.6" 31.5L	
6'2" 19.65" 2.65" 32.8L	

DECK COLORS





SHARP EYE DISCO INFERNO



- ▼ Proven contest machine, with multiple WQS victories under its belt
- ▼ Added rocker for more hold in critical situations
- ▼ True High Performance surfboard that excels in all conditions
- ▼ World class board, from a world class shaper, for a world class team

DIMENSIONS

5' 8" 18.75" 2.35" 25L	6' 2" 19.65" 2.65" 31.9L
5' 8" Plus 19.00" 2.45" 26.4L	6' 3" 19.70" 2.6"5 32.3L
5' 9" 18.75" 2.40" 25.8L	6' 4" 19.75" 2.70" 33.7L
5' 9" Plus 19.25" 2.50" 27.5L	
5' 10" 19.00" 2.50" 27.5L	
5' 10" Plus 19.25" 2.60" 29.1L	
5' 11" 19.25" 2.50" 28.2L	
6' 0" 19.40" 2.60" 30L	
6' 1" 19.50" 2.60" 30.5L	

DECK COLORS





SHARP EYE INFERNO 72



- ▼ 2021 Stab in the Dark Content winning model.
- ▼ Originally designed for **Filipe Toledo** to compete with in the Surf Ranch Pro in 2020, where he took first place.
- ▼ This model is a tuned up version of the Disco Inferno.
- ▼ There is more added rocker in the entry and exit for more hold through turns and drive.

DIMENSIONS

5'4" 18.25" 2.25" 22.20L	5'11" A 19.50" 2.50" 29.30L
5'5" 18.375" 2.3125" 23.30L	6'0" 19.375" 2.625" 30.90L
5'6" 18.50" 2.375" 24.50L	6'0" A 19.75" 2.625" 31.50L
5'7" 18.625" 2.375" 25.14L	6'1" 19.50" 2.625" 31.60L
5'8" 18.75" 2.375" 25.50L	6'1" A 20.00" 2.625" 32.40L
5'8" A 19.00" 2.4375" 26.60L	6'2" 19.625" 2.625" 32.40L
5'9" 18.75" 2.4375" 26.70L	6'2" A 20.25" 2.625" 33.40L
5'9" A 19.25" 2.50" 28.10L	6'3" 19.6875" 2.625" 33.00L
5'10" 19.00" 2.50" 28.15L	6'3" A 20.50" 2.6875" 35.20L
5'10" A 19.25" 2.625" 29.90L	6'4" 19.75" 2.6875" 34.40L
5'11" 19.25" 2.50" 28.90L	6'4" A 20.625" 2.75" 36.70L

DECK COLORS





SMTH SHAPES
88



- ▼ The highest performance board in the SMTH lineup, designed for good sized hollow waves in mind.
- ▼ Hidden volume and width for increased paddle and increased confidence in consequential waves.
- ▼ Speedy, single to double bottom concave.
- ▼ Ridden by **Jordy Smith** and **Matt McGillivray** in good to great waves from Hawaii to Durban.

SMTH SHAPES
EMBRYO



- ▼ Wider, low rockered, nose, with a flip on the end.
- ▼ Increased volume through center of board.
- ▼ Speedy, single to double bottom concave.
- ▼ Increased performance in mediocre waves, yet able to hang in excellent waves.
- ▼ Enjoyed by **Matt "WILKO" Wilkinson** and **Jordy Smith** for its fullness and precision.

DIMENSIONS

5'8" | 18 3/4" | 2 1/4" | 25.22L

5'7" | 19" | 2 5/16" | 27.57L

5'9" | 18 7/8" | 2 5/16" | 26.47L

5'8" | 19 1/4" | 2 3/8" | 29.10L

5'10" | 19" | 2 3/8" | 27.75L

5'9" | 19 1/2" | 2 7/16" | 30.68L

5'11" | 19 1/8" | 2 1/2" | 29.78L

5'10" | 19 3/4" | 2 1/2" | 32.31L

6'0" | 19 1/4" | 2 1/2" | 30.41L

5'11" | 20" | 2 9/16" | 33.91L

6'1" | 19 3/8" | 2 9/16" | 31.80L

6'0" | 20 1/4" | 2 5/8" | 35.87L

6'2" | 19 1/8" | 2 11/16" | 33.33L (Jordy)

6'1" | 20 1/2" | 2 11/16" | 37.89L

6'3" | 19 1/8" | 2 5/8" | 33.04L (Jordy)

6'2" | 20 3/4" | 2 3/4" | 39.89L

6'4" | 19 1/8" | 2 5/8" | 33.50L (Jordy)

DECK COLORS





SMTH SHAPES MINI DEMON



- ▼ Built for speed and fun-performance.
- ▼ Rocket-Fish-Hybrid good for smaller to medium sized waves.
- ▼ Jordy has enjoyed this board from overhead Trestles, to knee high grovelers, to “high-lining” J-Bay.
- ▼ Flatter rocker and unique bottom contour makes this board a “speed demon”. Tightened, 5 fin, cluster allows for high performing thruster, or speed generating quad.

SMTH SHAPES THE VOLUME



- ▼ High performance shortboard with a touch of fullness all over.
- ▼ Moderate entry rocker for carrying speed and connecting sections.
- ▼ Slightly wider outline for increased paddle, to stand further up when in tube, and for cushion when landing airs.
- ▼ A bit more thickness that is evenly distributed, with forgiving rails.
- ▼ Enjoyed by **Jordy Smith** and **Matt McGillivray** as a high performance board that can help in smaller waves, but not hinder larger waves.

DIMENSIONS

5'4" | 20 1/2" | 2 7/16" | 29.30L

5'5" | 20 1/2" | 2 1/2" | 29.65L

5'7" | 20 5/8" | 2 7/16" | 31.00L

5'8" | 20 1/2" | 2 1/2" | 31.25L

5'9" | 20 5/8" | 2 1/2" | 31.90L

5'10" | 20 11/16" | 2 9/16" | 33.26L

5'11" | 21" | 2 5/8" | 35.1L

6'0" | 21" | 2 11/16" | 36.80L

6'1" | 21 1/4" | 2 3/4" | 38.42L

5'8" | 18 1/2" | 2 3/16" | 25.25L

5'9" | 18 5/8" | 2 1/4" | 25.73L

5'10" | 18 3/4" | 2 5/16" | 26.63L

5'10" | 19" | 2 7/16" | 28.31L

5'11" | 18 9/16" | 2 5/16" | 27.28L

5'11" | 19" | 2 3/8" | 28.49L (Matt)

5'11" | 19 1/4" | 2 1/2" | 30.35L

6'0" | 19 1/8" | 2 3/8" | 28.77L

6'0" | 19 3/8" | 2 1/2" | 30.61L

6'1" | 19" | 2 3/8" | 29.87L


6'1" | 19 3/8" | 2 1/2" | 31.43L

6'2" | 19 3/8" | 2 1/2" | 32.34L

6'2" | 19 1/8" | 2 11/16" | 33.73L (Jordy)

DECK COLORS





CARING AND TIPS FOR DARK ARTS CARBON FIBER SURFBOARDS

- ▼ Hand crafted, vacuum bagged, carbon fiber cloth, over 2lb EPS stringerless foam, for optimum, flex, weight and durability.
- ▼ Dark Arts Carbon is light, lively and generates speed quickly, with lots of pop and spring.
- ▼ Will foot dent but will outlast traditional construction.
- ▼ Dings can be fixed with epoxy resin and traditional fiberglass.
- ▼ As with any black surfboard, take special care regarding sun and heat. Always keep board in a day bag and out of direct sunlight.



INQUIRIES & CONTACT INFORMATION

Tony Curto
tony@darkartssurf.com
1 (858) 230-6962

DARK ARTS SURF
2645 Financial Ct., Ste K.
San Diego, CA 92117