






BENEFITS & FEATURES

- ❑ Safest hook systems available on the market
- ❑ No sharp edges or protruding hooks
- ❑ Double your storage space by installing two rows of Snughooks®
- ❑ Each unit comes with a wall fixing kit and instructions
- ❑ Easy installation
- ❑ Sustainably made using recyclable materials
- ❑ Australian Designed and Made

SPECIFICATIONS

- ❑ Each unit has been rated to support a combined load of 120kg
- ❑ Dimensions 167H x 480W x 45D
- ❑ UV stabilised allowing for internal or external application
- ❑ 2 tiered installation - 700mm & 1300mm from the ground
- ❑ Includes steel backing plate and all fixings
- ❑ 10 year product warranty
- ❑ Patent no: PCT/AU2016/050096


COLOURS AVAILABLE



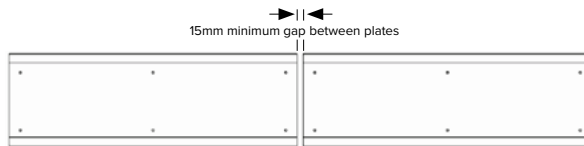
Custom colours available.
Min. quantities apply.

When you purchase the Snughook®, you will receive:

- ❑ An injection moulded Snughook®
- ❑ Steel backing plate
- ❑ Four screws and wall plugs (for installation into brick)
- ❑ Two square drive security screws - you will require a square drive drill bit

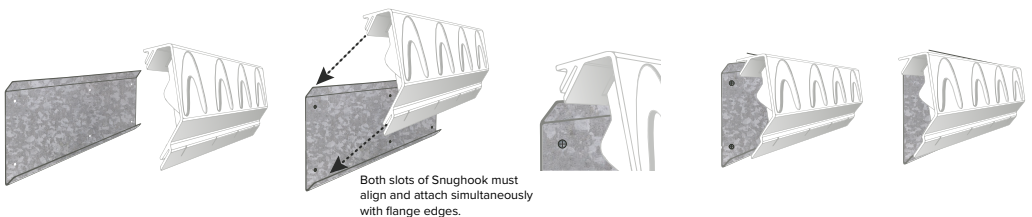


1. Ensure each section of Snughooks® has a secure and flat surface to mount to.
2. Position the backing plate with the top edge up. Ensure base plate is level, mark the drill hole positions.
3. Using the four screws and wall plugs, fix the backing plate to the wall (with one screw going into each corner of the plate). Note: When placing more than one unit in a line, please ensure that you leave a minimum 15mm gap between backing plates to allow the moulded sections to fit side by side.



4. Position the moulded section at the top corner, attach to both flanges simultaneously ensuring each point locks into place, slide until it sits firmly on the backing plate. Use a soft faced hammer to tap it into position if required.
5. Fit two security screws into the pre-drilled holes with a square drive drill bit.

Note: When installing multiple tier levels install at 700mm and 1300mm from the ground.



If you are experiencing any issues, feel free to get in touch with us at sales@snughooks.com