

VIKING™ 3350 ADV SERIES

Professional Auto-Darkening Welding Helmets



Shown:
Mossy Oak Country DNA™ K5423-5

Shown:
Black K3034-5



3350 ADV Series Digital UI

Proven Protection. Game-Changing Performance

The new, industry defining evolution of the Viking™ 3350 Welding Helmet is here. The VIKING™ 3350ADV Series takes our proven, premium auto-darkening helmet series to a new level, pairing the exclusive 4C® Optics and X6 Headgear® – now also featuring advanced digital controls, modular work-piece illumination, auto-shade technology, Bluetooth connectivity and more! It sets a new standard for the functionality and capabilities for a professionals' welding helmet.

Intelligent, Hi-Res User Interface

- Innovative, User Friendly Full Color Industrial Display
- Auto Shade Technology to dynamically adjust lens based on the arc and user preferences
- Expands the Functionality and value that a helmet can provide the user

Industry Leading Optics

- Exclusive 4C® Lens Technology
- 1/1/1 optical clarity
- 11.8 sq. in. auto darkening view area

Unmatched Productivity

- External, low profile LED and grind controls
- Three memory slots to save commonly used settings
- Collect, Store and Report Usage Data
- Bluetooth connectivity to FREE GearPoint App for Usage Reporting, How-To's and More!

Comfort, Versatility & Durability

- Innovative X6® Headgear for all day comfort
- Smart, Modular LED light for improved workspace visibility
- Best-in-Class 5 Year Warranty

Process »

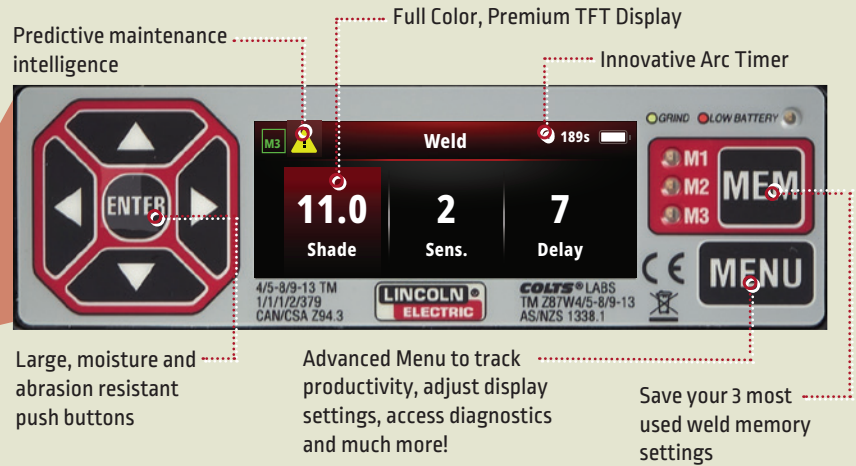
Stick, TIG, Pulsed TIG, MIG, Pulsed MIG, Flux-Cored, Gouging, Grinding



HIGH RESOLUTION DIGITAL USER INTERFACE



The 3350 ADV series features a product category changing, intelligent digital user interface which changes the expectations for a professionals' welding helmet. The large, high resolution display is paired with simple, precise industrial controls for intuitive adjustments. The user friendly main menu offers a broad range of new helmet features; from Arc Information, Diagnostics, Display Settings, Bluetooth & More!



DIGITAL USER INTERFACE - KEY FEATURES

Dedicated Helmet Modes

Features four distinct modes - Weld, Cut, Grind, Auto - allowing you to dial in your preferred settings for each application

- Press Any Button to wake up display. Then press enter to switch between modes.
- Once in desired mode, use Left & Right arrows to switch between Shade, Sensitivity and Delay.
- Use Up & Down Arrows to adjust the selected setting to your preference

New! Innovative Auto Shade Technology

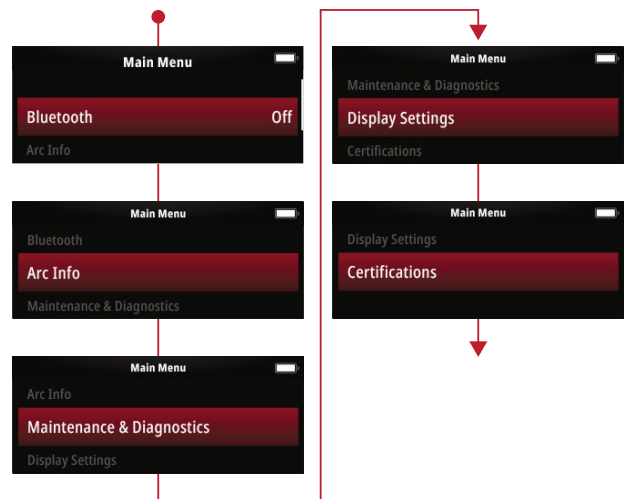
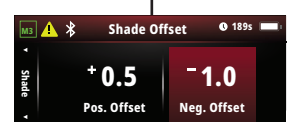
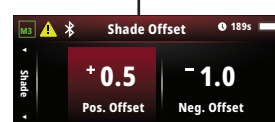
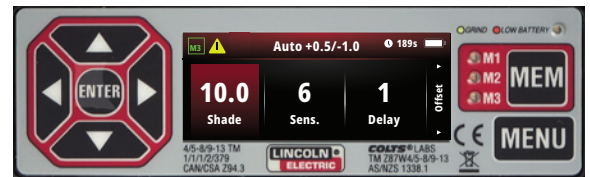
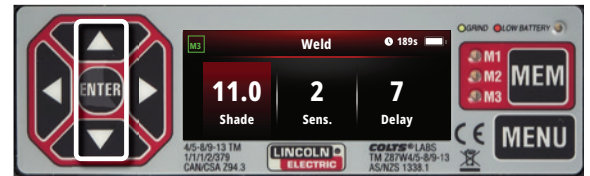
The advanced Auto Shade Technology continuously monitors your environment and automatically adjusts the lens shade based on the welding arc, amperage and user preferences.

- Press Enter to cycle through to Auto mode. Then press the Right Arrow three times to access & adjust shade offset.
- Shade offset allows user to set the range that the helmet can dynamically adjust up or down while in auto mode.
- Press Directional Arrows to cycle through and adjust + and - offsets.
- Press Right Arrow to Return to Main Display. Your shade offset values are now displayed at the top of UI.

Intuitive, Expanded Control

Easy to use digital display provides advance control and navigation of helmet settings and access to additional features.

- Track and view arc info including arc time, mode history, and exposed light intensity.
- Adjust and view display settings including display brightness, sleep timer, and battery life.
- Easily access maintenance & diagnostics



4C LENS TECHNOLOGY

Lincoln Electric's proprietary liquid crystal display (LCD) enhances the visible color spectrum of the display. Unlike traditional auto-darkening filters, 4C lens technology broadens the color range & hues which can be seen in both light and dark states. This eliminates imperfections and color saturation to create the clearest view of the base material, arc & puddle, while reducing eye strain.



1/1/1 OPTICAL CLARITY

Eliminating Distortion

Removing Blurriness

Uniform Shade

Consistent Angle Performance

Consistent Shade at all Angles

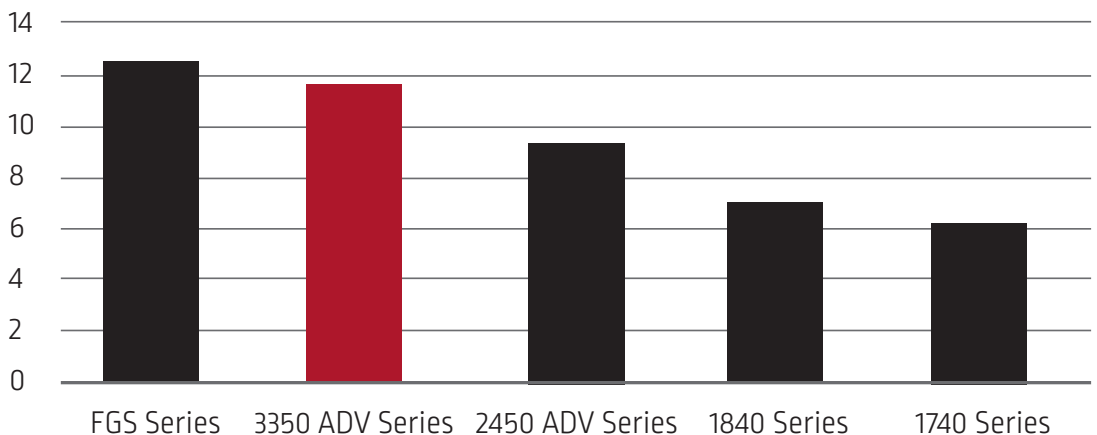
AUTO-DARKENING VIEWING AREA BY SERIES

Extra Large Viewing Area

While the quality of the auto-darkening lens is critical, the size is also an important attribute to consider.



11.8
Sq. Inches




SMART LED LIGHT

The modular LED light was custom designed to improve productivity, quality, and safety in one simple attachment. The light can be easily activated or deactivated using a low profile external control and, when activated, illuminates the work area for increased workspace visibility during arc off time. To save power and increase battery life when welding, the LED automatically turns off when an arc is struck and turns back on when the arc is extinguished.

Removable Battery Pack

A standard AA battery powers the LED module and is easily accessible, making replacements fast and easy, without interfering with the helmet's primary functions.



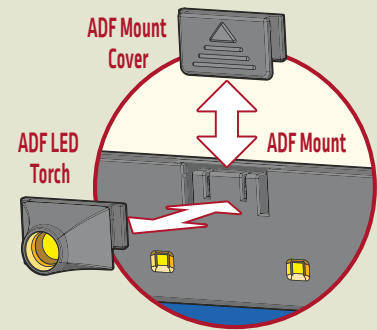
Integrated Low Profile LED Light Cartridge



Removable AA Battery Pack



Easy to Detach/Attach



X6 HEADGEAR

Superior Comfort

1. Adjustable, form fitting top head supports distribute weight and optimize balance
2. Orientation adjustment pin for optimal resting position
3. Rotatable front headband for personalized support and fit
4. Innovative and easy to use forward and backward adjustments
5. Strategically positioned rear headband improves balance
6. Unique flexible backpad eliminates common pressure point



LED LIGHT/GRIND CONTROL

Switching Modes Made Easy

The left side of the helmet features industrial low profile button controls which connects to the auto darkening lens and the smart LED Light. Press and hold for 3 seconds to switch between weld and grind modes as well as manually turn on/off the LED light

Benefits:

- Increases productivity
- Prevents accidental activation
- Enhanced application versatility



ADDITIONAL FEATURES

Hard Hat Compatible



Enhanced Outdoor Performance



Cheater Lens Compatible



GEARPOINT™ APP

Get the most out of your welding experience with the GearPoint™ App. The mobile app is the perfect tool for welders to take their performance to the next level. Available on iOS and Android.

Track Productivity

Once downloaded, will automatically track daily usage and review up to 6 months of helmet usage.

Welder Resources

Features helpful replacement parts instructions, welding how-to's, new product updates and a convenient distributor locator.

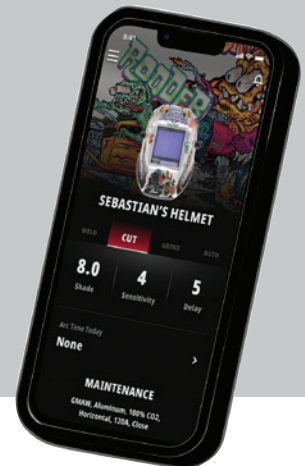
Predictive Maintenance

Set up your Operator Profile and Replacement Part preferences to be notified when to replace lenses, gun parts and more.

Control Settings

Easily adjust the welding settings right from your phone

Download the Free GearPoint™ App today and take your welding to the next level!



BEST-IN-CLASS STANDARD WARRANTY

INDUSTRY LEADING
**5-YEAR
STANDARD
WARRANTY**

With an industry-leading 5 year warranty, our VIKING 3350 ADV series helmets deliver the ultimate peace-of-mind and come backed by Lincoln Electric's commitment to quality.

- Comprehensive coverage on helmet and lens
- Quick, hassle-free claims processes

REPLACEMENT PARTS

| Part Number | Description | Product Type |
|-----------------------|---|-------------------------------|
| KP2898-1 | Outside Cover Lens - 3350 & 2450 Series | Cover Lenses |
| KP5244-1 New | Inside Cover Lens - 3350 ADV Series | |
| KP4628-1 | Bulk Outside Cover Lens - 3350 & 2450 Series | |
| S27978-206 | Gasket - Outside Cover Lens Seal - 3350 & 2450 Series | |
| KP2930-1 | Sweatband - Super Soft Knit Cotton | Sweatband & Headgear |
| KP4541-1 | Soft Cotton Back Pad for X6 Headgear | |
| KP4470-1 | X6 Headgear | |
| K3908-1 | Pivot Headgear | |
| K4100-1 | Traditional Headgear | |
| KP3047-1 | Hard Hat Adapter - Halo Style | Hard Hat Adapters |
| KP3486-1 | Hard Hat Adapter - Slotted Style | |
| KP3046-XXX | Magnifying Cheater Lenses - 1.00 MAG - 2.50 MAG | Cheater Lenses |
| KP3045-5 New | 3350 5th Gen. ADF Cartridge | Auto-Darkening Filter & Parts |
| KP5246-1 | Replacement External Button Housing | |
| KP4491-1 | CR 2450 Battery | |
| S27978-153 New | ADF Cartridge Holder | |
| KP5245-1 | LED Light Kit | |
| S27978-211 | LED Battery Housing Attached Cover | LED Attachment Parts |
| S27978-217 | LED Attachment Cover | |
| KP4561-2 New | Matte Black 2450/3350 Replacement Shell | Replacement Shells |

PRODUCT SPECIFICATIONS

| Product Name | Lens Switching Speed (sec) | Variable Shade/Control | Battery Replacement Type | Magnifying "Cheater" Capable Lens | Grind Mode Shade/Control | Light Sensitivity Control | Delay Control Dark to Light (sec) | Arc Sensors | TIG Amp Rating | Cartridge/View Size in. (mm) | Temperature Range | Weight oz. (g) |
|------------------------|----------------------------|------------------------|------------------------------|-----------------------------------|---------------------------|---------------------------|-----------------------------------|-------------|--------------------------|---|---|---|
| VIKING 3350 ADV | 1/25,000 | 5-13 Internal Digital | 1 CR2450 Replaceable Battery | Yes | 3 / Internal and External | 9 Sensitivity Settings | 0.1-1.0 Fully Adjustable | 5 | DC > 2 Amp AC > 2 Amp | Cartridge: 4.50 x 5.25 x .36 (114 x 133 x 9) View: 3.74 x 3.15 (95 x 80mm) | Operating: -10°C to 55° C (14°F to 131°F) Storage: -20°C to 70°C (-4°F to 158°F) | 23.6 Oz. (669 g) 25 Oz. (712 g) with LED Module |

CUSTOMER ASSISTANCE POLICY

The business of The Lincoln Electric Company is manufacturing and selling high quality welding equipment, consumables, and cutting equipment. Our challenge is to meet the needs of our customers and to exceed their expectations. On occasion, purchasers may ask Lincoln Electric for information or advice about their use of our products. Our employees respond to inquiries to the best of their ability based on information provided to them by the customers and the knowledge they may have concerning the application. Our employees, however, are not in a position to verify the information provided or to evaluate the engineering requirements for the particular weldment. Accordingly, Lincoln Electric does not warrant or guarantee or assume any liability with respect to such information or advice. Moreover, the provision of such information or advice does not create, expand, or alter any warranty on our products. Any express or implied warranty that might arise from the information or advice, including any implied warranty of merchantability or any warranty of fitness for any customers' particular purpose is specifically disclaimed.

Lincoln Electric is a responsive manufacturer, but the selection and use of specific products sold by Lincoln Electric is solely within the control of, and remains the sole responsibility of the customer. Many variables beyond the control of Lincoln Electric affect the results obtained in applying these types of fabrication methods and service requirements.

Subject to Change – This information is accurate to the best of our knowledge at the time of printing. Please refer to www.lincolnelectric.com for any updated information.