

POWER MIG[®] 360MP

THE MULTI-PROCESS WORKHORSE



Shown:
POWER MIG 360MP, K4467-1

WIRE FEEDER/WELDERS

More than just a MIG machine, the POWER MIG 360MP is the professional-grade multi-process welding system for you. This machine is capable of Stick, TIG, MIG and Flux-Cored welding, and is packed with advanced features such as MIG and TIG Pulse Welding, Ready.Set.Weld[®] set up, ArcFX[®] technology and Memory Capability. All of these features are communicated through an easy-to-use, highly visible, 7-Inch color display.

Processes »

MIG, Pulsed, Flux-Cored, Stick, TIG

Applications »

Metal Fabrication, Maintenance and Repair, Auto Body, Light Industrial

Output »



Input »



Product Numbers »

- K4467-1 POWER MIG 360MP
- K4662-1 POWER MIG 360MP Aluminum One-Pak[®] for Trailer Manufacturing
- K4663-1 POWER MIG 360MP Aluminum One-Pak for Auto Body Repair

VALUE-ADDED FEATURES

- **7-Inch Color Display** - Enhances communication between operator and machine.
- **Aluminum Pulse Process** - Welds 4XXX and 5XXX series aluminum for superior quality welding.
- **Multi-Process Capable** - Welds MIG, flux-cored, stick, TIG, pulsed MIG, and advanced processes like Pulse-On-Pulse® and Power Mode®.
- **Pulse-on-Pulse** - Delivers a stacked dime appearance when welding aluminum.
- **Power Mode (Mode 40)** - Maintains a stable, smooth arc for short arc welding on steel. Improved penetration on thicker aluminum sections.
- **Synergic Control** - Set weld procedures with one control.
- **Rugged MAXTRAC® Industrial Wire Drive** - Allows for constant wire feed speed and consistent welds.
- **3 Ways to Feed Aluminum** - Electronics built in for all three methods using a Push Gun, Spool Gun or a Push-Pull Gun.

KEY CONTROLS

1. Ergonomic Front Handle
2. Coil Claw For An Organized Work Station
3. 115V Front Power Outlet
4. Side-Mounted Tool Holder
5. 7-Inch User Interface
6. Angled Gun Connection For Improved Feedability



INNOVATIVE USER INTERFACE

1. Current Settings Tool Bar
2. Wire Feed Speed
3. ArcFX
4. Voltage
5. Home Button



ADVANCED OPTIONS



Run-In: Adjusts initial wire feed speed for smooth arc starting.



Thickness: Adjusts thickness, the display is to scale.



Pre Flow: Allows a time to be selected for shielding gas to flow after the trigger is pulled, prior to establishing an arc.



Arc Control: Adjusts the focus or shape of the arc and resultant weld bead size.



Spot Timer: Adjusts arc time for tack and spot welds.



Trigger: Choose between 2 and 4 step.



Post Flow: Allows a time to be selected for shielding gas to continue to flow after the trigger is released and out current is turned off.



Start: This machine provides the option of setting a Starting Procedure to start the weld, and from there, to ramp to the welding procedure over a specified amount of time.



Burn Back: Provides manual adjustment of the burnback time for any selected welding mode.



Save: Save settings.



Crater Time: Ability to set an endpoint for WFS and Voltage that will be reached over a specified time period.



Frequency: Adjusts the frequency of the pulse wave.



Hot Start: Increases amperage at arc start initialization.



Arc Force: Controls penetration profile from soft arc to crisp arc.



TIG Pulse: Minimize burn through on thin materials.




Pinch: Increasing the pinch control results in a crisper arc while decreasing the pinch control provides a softer arc.

ARC PERFORMANCE

LINCOLN ELECTRIC INNOVATIONS FOR CHALLENGING APPLICATIONS

The Waveform Control Technology® feature makes it possible to take advantage of Lincoln Electric innovations like these processes:


Pulse-on-Pulse



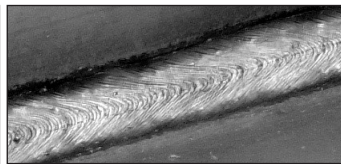
Pulse-On-Pulse on 3 mm Aluminum

Pulse-On-Pulse Mode uses a sequence of varying pulse wave shapes to produce a TIG-like bead appearance and excellent weld properties when MIG welding aluminum. Pulse-On-Pulse controls arc length and heat input together, making it easier to achieve good penetration. See NX-2.10

Power Mode (Mode 40)



Power Mode reduces spatter and improves bead appearance, even for low voltage procedures on stainless.



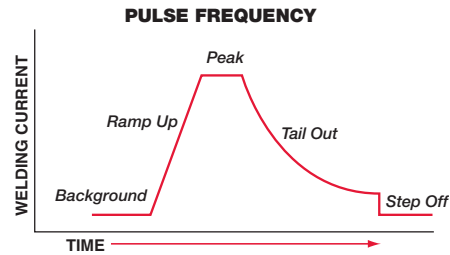
Power Mode aids bead wetting and penetration on aluminum.

Power Mode uses high-speed regulation of output power to deliver extremely fast response to changes in the arc, for example, when using a whip technique. The result is improved MIG welding performance, including low spatter, more uniform, consistent bead wetting and controlled penetration. Power Mode benefits are especially apparent on low voltage applications on thin steel and stainless steel material. See NX-2.60

Trim

Trim adjusts the arc length and ranges from 0.50 to 1.50 with a nominal value of 1.00. Trim values greater than 1.00 increase the arc length, while values less than 1.00 decrease the arc length.

Pulsed MIG



Pulsed MIG Mode varies weld current between peak (high heat) and background (low heat) current to provide better control of heat input, which minimizes warping and burnthrough on thin materials. Pulsed MIG also enables flat, horizontal, vertical up, or overhead welding without a slag system. Optimized GMAW-P waveforms are readily available to use on aluminum, carbon steel, high strength low alloy steel, stainless steel, and nickel alloys. See NX-2.70

TIG Pulse

Use pulse TIG welding to help minimize burn through on thin materials. It can help to increase travel speed and result in smaller bead width. Lower heat input may lessen warpage of parts, especially stainless steel materials.

TIG pulse can be turned on or off in the advanced options menu. The TIG Pulse feature has a single knob control which sets the pulse frequency over the range of 0.5-19.5 Hz, or 17.6-303 Hz. The pulse setting automatically regulates the output current between the peak amperage set by the amptrol (if used) and the background amperage, which is equal to 60% of the peak. The peak pulse % on-time is fixed at 50%.

PACKAGES AVAILABLE

K4662-1 Aluminum One-Pak for Trailer Manufacturing/ General Fab includes everything in K4467-1 POWER MIG 360MP and:

- Magnum® PRO AL Gun G225A, 7 pin (25 ft.) (7.6 m)
- Aluminum Drive roll kit, 2-roll, 3/64 in. (1.2 mm)
- SuperGlaze® 5356 3/64 in. (1.2 mm) 16 lb (7.3 kg) spool

K4663-1 Aluminum One-Pak for Auto Repair includes everything in K4467-1 POWER MIG 360MP and:

- Magnum PRO AL Gun G225A, 7 pin (25 ft.) (7.6 m)
- Aluminum Drive roll kit, 2-roll, 3/64 in. (1.2 mm)
- SuperGlaze 5554 3/64 in. (1.2 mm) 16 lb (7.3 kg) spool



ACCESSORIES

CONTACT TIPS AND LINERS

Wire Diameter - in. [mm]	Description	Order No.
FOR STEEL / STAINLESS STEEL / SILICON BRONZE		
0.045 [1.2]	350A Contact Tips Tapered (10)	KP2744-045T
0.035 [0.9]	350A Contact Tips Tapered (10)	KP2744-035T
0.030 [0.8]	350A Contact Tips Tapered (10)	KP2744-030T
0.025 [0.6]	350A Contact Tips Tapered (10)	KP2744-025T
0.035 - 0.045 [0.9 - 1.2]	Magnum PRO Curve™ 15' Liner Solid Wire (1)	KP44-3545-15
FOR ALUMINUM		
0.035 [0.9]	550A Contact Tips Aluminum (10)	KP2745-035AT
3/64 [1.2]	550A Contact Tips Aluminum (10)	KP2745-364AT
3/64 [1.2]	550A Contact Tips 5XXX Series Aluminum (10)	KP2745-364AT5356
0.030 - 1/16 [0.8 - 1.6]	Magnum PRO AL Push-Pull Conduit Gun Liner 25 ft (7.6 m) (1)	KP3991-25
1/16 [1.6]	Magnum PRO AL Gooseneck Jump Liner (5)	KP3376-1
0.035 - 3/64 [0.9 - 1.2]	Magnum PRO AL Gooseneck Jump Liner (5)	KP3376-3



Shown: KP2744-045T, Tapered Contact Tip



Shown: KP3376-1, Magnum PRO Liner

NOZZLES AND DIFFUSERS

Nozzle Diameter - in. [mm]	Description	Order No.
350A		
0.375 [9.5]	Thread-on Flush Nozzle	KP2742-1-38F
0.5 [12.7]	Thread-on Flush Nozzle	KP2742-1-50F
0.375 [9.5]	Thread-on Recessed Nozzle	KP2742-1-38R
0.5 [12.7]	Thread-on Recessed Nozzle	KP2742-1-50R
-	Steel Thread-on Nozzle	KP2746-1
550A		
0.625 [15.9]	Thread-on Flush Nozzle	KP2743-1-62F
0.75 [19.0]	Thread-on Flush Nozzle	KP2743-1-75F
0.625 [15.9]	AL Thread-on Recessed Nozzle	KP2743-1-62RA
0.75 [19.0]	Thread-on Recessed Nozzle	KP2743-1-75R
-	Steel Thread-on Diffuser	KP2747-1
-	Aluminum Thread-on Diffuser	KP2747-1A



Shown: KP2742-1-38F, Thread-on Nozzle



Shown: KP2746-1, Steel Thread-on Diffuser



Shown: KP2747-1, Steel Thread-on Diffuser

For more options, please refer to the Magnum PRO Instruction Manual.

DRIVE ROLL KITS

Wire Type	Wire Diameter - in. [mm]	Order No.	
Solid	0.023-0.030 [0.6-0.8]	KP1696-030S	
	0.035 [0.9]	KP1696-035S	
	0.035/0.045 Combination	0.040 [1.0]	KP1696-1
		0.045 [1.2]	KP1696-2
			KP1696-045S
Cored	0.035 [0.9]	KP1697-035C	
	0.045 [1.2]	KP1697-045C	
Aluminum	0.035 [0.9]	KP1695-035A	
	3/64 [1.2]	KP1695-3/64A	



Shown: KP1697-035C, Cored Drive Roll Kit

RECOMMENDED ACCESSORIES

GENERAL OPTIONS



Canvas Cover

Protect your POWER MIG welder when not in use. Made from red canvas that is flame retardant, mildew resistant and water repellent. Fits any POWER MIG machine with or without a gas cylinder in the cylinder rack. Will not fit if spool gun holder is attached to the machine.

Order K3675-1

STICK OPTIONS



Accessory Kit

Complete kit for stick welding. Includes 30 ft. (9.1 m) electrode cable, 25 ft. (7.6 m) work cable, headshield, work clamp and electrode holder.

Order K875 for 150 amps

Order K704 for 400 amps

TIG OPTIONS



PTA-17 150 Amp Air-Cooled TIG Torch

Order K1782-2

for 12.5 ft. (3.8 m) length, 2-cable

Order K1782-4

for 25 ft. (7.6 m) length, 2-cable

PTA-26 200 Amp Air-Cooled TIG Torch

Order K1783-2

for 12.5 ft. (3.8 m) length, 2-cable

Order K1783-4

for 25 ft. (7.6 m) length, 2-cable



Parts Kits

Magnum Parts Kits provide all the torch accessories you need to start welding. Parts kits provide collets, collet bodies, a back cap, alumina nozzles and tungstens in a variety of sizes, all packaged in an easy to carry reclosable box.

Order KP508 for PTA-17

Order KP509 for PTA-26



Foot Ampctrl™

Provides 25 ft. (7.6 m) of remote current control for TIG welding. (6-pin plug connection).

Order K870



Hand Ampctrl™

Provides 25 ft. (7.6 m) of remote current control for TIG welding. (6-pin plug connection)

Order K963-3



Arc Start Switch

Needed if an Ampctrl™ is not used when TIG welding. Comes with a 25 ft. (7.6 m) cable. Attaches to the TIG torch for convenient finger control.

Order K814

WIRE FEEDER OPTIONS



Fast-Mate™ Adapter

Allows guns with a Fast-Mate™ type back end to plug into a POWER MIG® welder.

Order K489-8



Magnum PRO 250LX™ Spool Gun

280 amps, 60% duty cycle. Feeds 0.025-3/64 in. (0.6-1.2 mm) diameter aluminum wire on 2 lb. (0.9 kg) spools. With remote wire feed speed control. 25 ft. (7.6 m) cable.

Order K3570-2



Harris® Aluminum Flow/Regulator

355-2CD 100-580

Order 3100546



Magnum 250LX Spool Gun Control Cable Extension

Extend your spool gun reach with a 25 ft. (7.6 m) Control Cable Extension. Features a 7-pin female MS-type connector on the spool gun end and a 7-pin male MS-type connector on the power source end.

Order K2519-1



Spool Gun Holder

Provides neat storage of spool gun cable, and gas hose on POWER MIG.

Order K1738-1



Magnum PRO AL Air-Cooled and Magnum PRO AL Water-Cooled Push-Pull Guns

The Magnum PRO AL gooseneck-style guns are designed to optimize a push-pull welding operation for aluminum. Uses Magnum PRO MIG Gun expandables.

Order

Request Publication E12.14



Cougar® Pistol-Grip Air-Cooled Push-Pull Guns

Cougar push-pull guns are intended for those operators who prefer an upright pistol-grip design for aluminum welding fabrication or production. Feature Sure-Grip™ handle, integrated strain relief and multi-turn potentiometer. Rated 300A @ 60% duty cycle w/Argon.

Order

K2704-2 Air Cooled, 25 ft. (7.6 m)

K2704-3 Air Cooled, 50 ft. (15.2 m)



Spindle Adapter for Small Spools

Permits 8 in. (200 mm) O.D. spools to be mounted on 2 in. (51 mm) O.D. spindles.


Order K468



Spindle Adapter for 14lb Coils

Permits 14 lb. (6 kg) Innershield® coils to be mounted on 2 in (51mm) O.D. spindles.

Order K435



Readi-Reel™ Adapter

Adapts 22-30 lb. (10-14 kg) Lincoln Readi-Reels® of electrode to 2 in (51mm) spindle.

Order K363P

PRODUCT SPECIFICATIONS

Product Name	Product Number	Input Power	Rated Output Current/Voltage/ Duty Cycle	Input Current @ Rated Output	Output Range	Dimensions H x W x D in (mm)	Net Weight lb (kg)
POWER MIG 360MP	K4467-1	208/230/460/575/1/50/60	320A/30V/60%	55/50/25/20A	5-360 Amps 50-700 ipm WFS (1.3-17.7 m/min) Max. OCV 70V	37.3 x 18 x 40.4 (947.42 x 457.2 x 1026.16)	265 (120.2)
Aluminum One-Pak for Trailer Mfg.	K4662-1						
Aluminum One-Pak for Auto Body Repair	K4663-1						

For best welding results with Lincoln Electric® equipment, always use Lincoln Electric consumables. Visit www.lincolnelectric.com for more details.

CUSTOMER ASSISTANCE POLICY

The business of The Lincoln Electric Company® is manufacturing and selling high quality welding equipment, consumables, and cutting equipment. Our challenge is to meet the needs of our customers and to exceed their expectations. On occasion, purchasers may ask Lincoln Electric for information or advice about their use of our products. Our employees respond to inquiries to the best of their ability based on information provided to them by the customers and the knowledge they may have concerning the application. Our employees, however, are not in a position to verify the information provided or to evaluate the engineering requirements for the particular weldment. Accordingly, Lincoln Electric does not warrant or guarantee or assume any liability with respect to such information or advice. Moreover, the provision of such information or advice does not create, expand, or alter any warranty on our products. Any express or implied warranty that might arise from the information or advice, including any implied warranty of merchantability or any warranty of fitness for any customers' particular purpose is specifically disclaimed.

Lincoln Electric is a responsive manufacturer, but the selection and use of specific products sold by Lincoln Electric is solely within the control of, and remains the sole responsibility of the customer. Many variables beyond the control of Lincoln Electric affect the results obtained in applying these types of fabrication methods and service requirements.

Subject to Change – This information is accurate to the best of our knowledge at the time of printing. Please refer to www.lincolnelectric.com for any updated information.

The Lincoln Electric Company
22801 St. Clair Avenue · Cleveland, OH · 44117-1199 · U.S.A.
www.lincolnelectric.com