



3M™ Speedglas™ Welding Helmet G5-03 Pro/Pro Air

To increase the effective lifetime of your welding equipment and avoid the additional cost of replacement, regular maintenance is important. Replace all damaged parts immediately to help ensure intended degree of protection. Below is a helpful overview; always read and follow User Instructions.

Before use

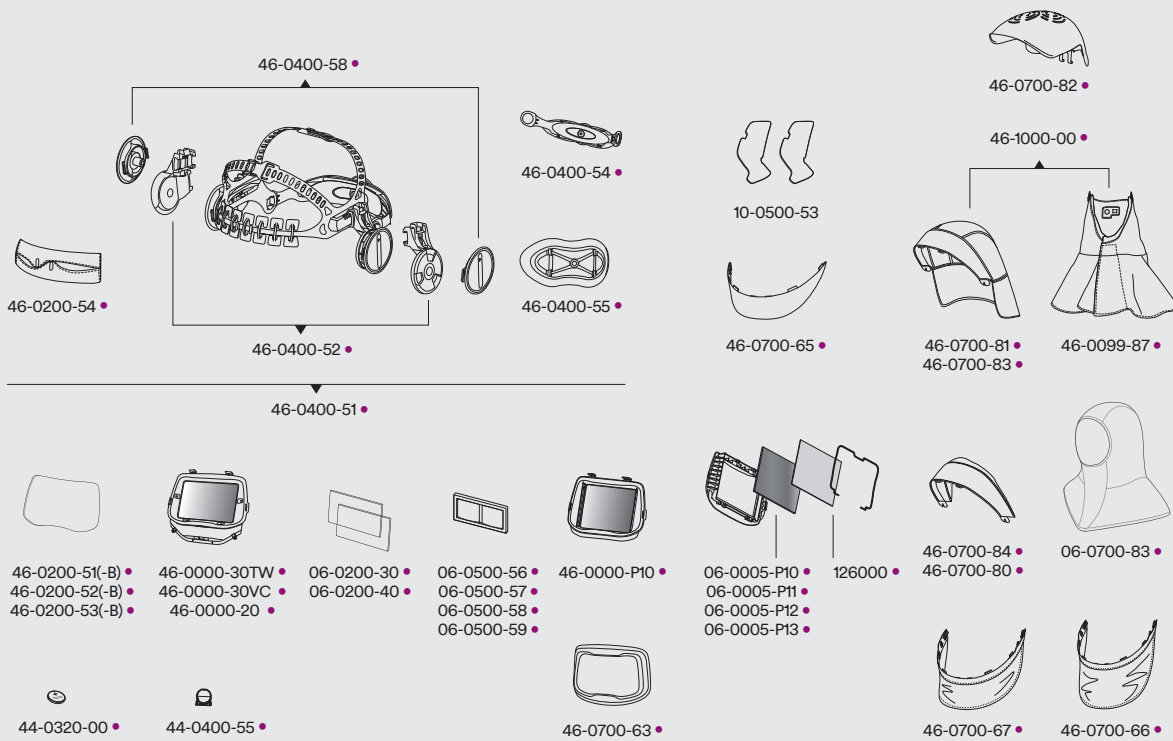
- Helmet and headband.** Inspect for cracks or any damaged parts. Replace if needed.
- Protection plates (inner and outer).** To help provide the best possible vision, they should be clean and without scratches.
- Welding filter.** Ensure that the low battery indicator is not flashing and check that the sensors are clean and uncovered.
- Face seal (G5-03 Pro Air only).** If the face seal is damaged, there is a risk that contaminated air will get inside the helmet. Verify it's in place and free from splits and tears.
- Breathing tube (G5-03 Pro Air only).** Confirm that the tube is undamaged and not leaking any air. To extend the life of the breathing tube, use a tube cover or a heavy-duty breathing tube.

After use

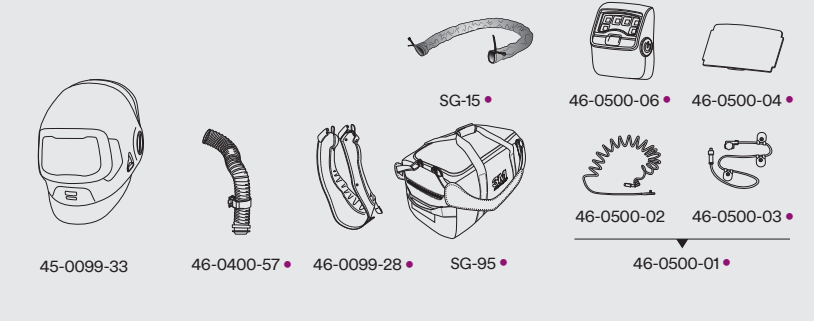
- Clean the helmet.** Wipe with a moist tissue or cloth, both inside and outside the helmet. DO NOT rinse, immerse in water, or clean with solvents.
- Face seal and sweatband.** Remove for additional cleaning as needed, following the guidance in the user manual and replace if they have splits or tears or whenever they become unhygienic.
- Protection plates (inner and outer).** Clean with a soft cloth and replace if any pits or scratches occur.
- Breathing tube (G5-03 Pro Air only).** Replace if damaged, deformed or leaking any air. If you suspect that the inside of the breathing tube is dirty, it must be changed.
- Storage.** Store the helmet in a dry, clean area away from direct sunlight, high temperatures and solvents.

Spare parts, consumables and accessories

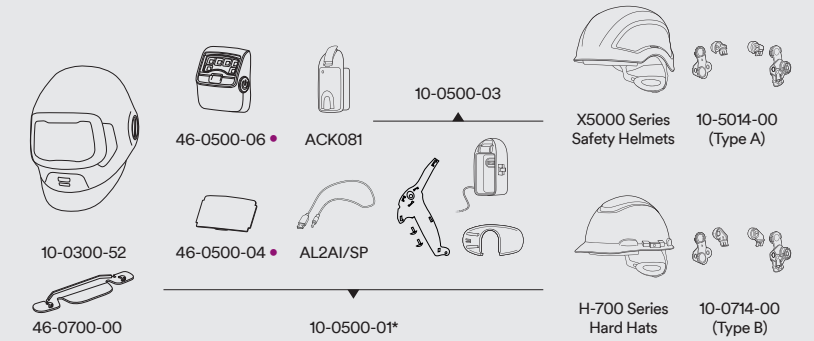
Common for G5-03 Pro and G5-03 Pro Air



G5-03 Pro Air only



G5-03 Pro only



Part No	Description	Part No	Description	Part No	Description	Part No	Description
06-0200-51	Outer protection plate (standard), pkg of 10	10-0500-53	Sidewindow cover plates	45-0099-33	Helmet shell G5-03 Pro Air, no suspension	46-0700-66	Large fabric neck cover
06-0200-52	Outer protection plate (scratch), pkg of 10	10-5014-00	Hard Hat Adaptor G5-03 Pro for X5000 Series Safety Helmets	46-0099-87	Large neck shroud	46-0700-67	Leather neck cover
06-0200-53	Outer protection plate (scratch +), pkg of 10			46-0400-51	Head suspension assembly	46-0700-80	Fabric head cover
06-0200-51B	Outer protection plate (standard), pkg of 50	10-0714-00	Hard Hat Adaptor G5-03 Pro for H-700 Series Hard Hats	46-0400-52	Pivot and sliding mechanism	46-0700-81	Large fabric head cover
06-0200-52B	Outer protection plate (scratch), pkg of 50			46-0400-54	Head suspension ratchet assembly	46-0700-82	Scrape guard G5
06-0200-53B	Outer protection plate (scratch +), pkg of 50	44-0320-00	Battery CR2450N	46-0400-55	Large head rest	46-0700-83	Large high-visibility head cover
06-0200-30	Inner protection plate	44-0400-55	Battery holder	46-0400-57	Air duct breathing tube (short) incl. holder	46-0700-84	Leather head cover
06-0200-40	Inner protection plate anti fog	46-0000-20	Speedglas welding filter G5 NC	46-0400-58	Pivot knobs	46-0700-00	Head Cover Holder 1 EA/Bag
06-0500-56	Magnifying lens 1.0X	46-0000-30TW	Speedglas welding filter G5 TW	46-0500-01	Task light kit for G5-03 Pro Air systems with Adflo	46-1000-00	APF 1000 kit
06-0500-57	Magnifying lens 1.5X	46-0000-30VC	Speedglas welding filter G5 VC	46-0500-02	Task light long replacement cable for Adflo systems	46-0200-54	Sweatband pkg of 3
06-0500-58	Magnifying lens 2.0X	46-0000-P10	Speedglas passive welding filter kit G5 (shade 10)	46-0500-03	Task light short replacement cable for Adflo systems	ACK081	Rechargeable Battery
06-0500-59	Magnifying lens 2.5X	06-0005-P10	Passive welding filter lens shade 10 2/CS	46-0500-04	Protection plate for task light, pkg. of 5	AL2AI/S	Battery Charging cable for ACK081
06-0700-83	Welding full hood	06-0005-P11	Passive welding filter lens shade 11 2/CS	SG-95	Replacement task light	SG-15	Carry Bag
10-0300-52	Helmet shell G5-03 Pro, no suspension	06-0005-P12	Passive welding filter lens shade 12 2/CS	46-0500-06	Front frame G5-01/03		Flame-resistant breathing tube cover (recommended when using the task light)
10-0500-01*	Task light kit for G5-03 Pro (light, cable, holder with cable and battery)	06-0005-P13	Passive welding filter lens shade 13 2/CS	46-0700-63	Inner cover plate for passive filter		
10-0500-03	Welding Helmet Tasklight holder for battery with attachment parts	126000	Inner cover plate for passive filter	46-0700-65	Face seal		
		46-0099-28	Face seal				

* A purple dot marks common parts with G5-01 *Suggested task light kit for G5-03 Pro Air helmet when using supplied air.



Respiratory Protection Products: These respirators help protect against certain airborne contaminants. Before use, the wearer must read and understand the User Instructions provided as a part of the product packaging. A written respiratory protection program must be implemented meeting all the requirements of OSHA 1910.134 including training, fit testing and medical evaluation. In Canada, CSA standards Z94.4 requirements must be met and/or requirements of the applicable jurisdiction, as appropriate. Improper use may result in injury, illness or death. For correct use, see supervisor or User Instructions, or call 3M PSD Technical Service in USA at 1-800-243-4630 and in Canada at 1-800-267-4414.

3M, 3M Science. Applied to Life. and Speedglas are trademarks of 3M Company. © 2024, 3M. All rights reserved. 2401-27235 E