

# RANGER® 260MPX™

Welder/Generator



Shown:  
Ranger 260MPX (K3458-1)

## Do More with Less

The Ranger® 260MPX™ engine driven welder/generator excels on the job. The unit's industry-leading design makes it smaller, lighter and quieter than other machines in its class, while an intuitive user interface with advanced technology helps simplify operation and improve arc control. You can also count on a reliable source of clean generator power to run a variety of tools and sensitive equipment. Get the job done with the Ranger 260MPX welder/generator.



### Processes »

Stick, MIG, TIG, Flux-Cored

### Output »



### Input »



### Applications »

Construction  
Maintenance & Repair  
Service Truck

### Product Number »

K3458-1 Ranger 260MPX

## KEY FEATURES

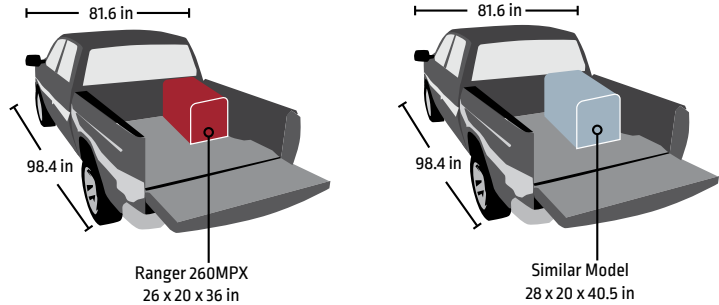
- » **Compact Size** helps streamline operations on the jobsite
- » **Low Decibel Rating** helps enhance comfort and safety
- » **Digital User Interface** makes setup quicker and easier
- » **Advanced Technology** improves arc control:
  - Ready.Set.Weld.®
  - Chopper Technology®
  - CrossLinc®
- » **Clean Generator Power** enables the operation of various tools
- » **Maintenance Alerts** ensure proper service when needed

## INDUSTRY LEADING DESIGN

### COMPACT SIZE

The smaller size enables you to maneuver the Ranger 260MPX welder/generator around the jobsite with ease, and allows more space for additional tools and equipment.

**Up to 20% Smaller Footprint** | **Up to 31% Smaller in Volume** | **Up to 25% Lighter\***



### LOW DECIBEL RATING

Reduced noise levels help improve jobsite comfort and safety, and also make the Ranger 260MPX welder/generator an ideal option for use in low-noise work environments like schools or hospitals.



\*Compared to other machines in its class.

## INNOVATIVE USER INTERFACE

An easy-to-use digital interface with simple push-and-turn controls, combined with technology designed for quick setup and improved arc control, enables you to get started in no time.

1. Amps
2. Fuel Gauge
3. Weld Mode
4. Home Button
5. Local/Remote Button
6. Output
7. Ready.Set.Weld.® Parameters
8. Back Button
9. Help Button



## INNOVATIVE USER INTERFACE

**Ready.Set.Weld®** technology simplifies setup by recommending optimal welding parameters for a given welding procedure. Just follow the 5-step process and enter the requested information to obtain recommended settings:




- 1 Process
- 2 Electrode Type
- 3 Electrode Diameter
- 4 Plate Thickness
- 5 Polarity

**Maintenance Alerts** keep track of engine functions and provide real-time data and notifications when service is required. The maintenance screen clearly displays hours remaining, and settings can be customized to issue alerts at preferred intervals.



**CrossLinc®** remote technology communicates voltage controls to the welding power source through one common weld cable, reducing cable clutter and minimizing unnecessary movement around the jobsite.



**Chopper Technology®** feature provides easy starts, a smooth and consistent arc, and low spatter to help achieve optimal bead appearance

## CLEAN AC GENERATOR POWER

Whether powering up tools on the jobsite or running appliances at home, you can count on the Ranger 260MPX welder/generator.

- 9.5kW of clean AC generator power accommodates a variety of tools and equipment
- Operate sensitive electronics, like laptops, without concern - this unit delivers clean generator power with 5% Total Harmonic Distortion
- Run generator power and weld at the same time, without interruption



## KEY CONTROLS

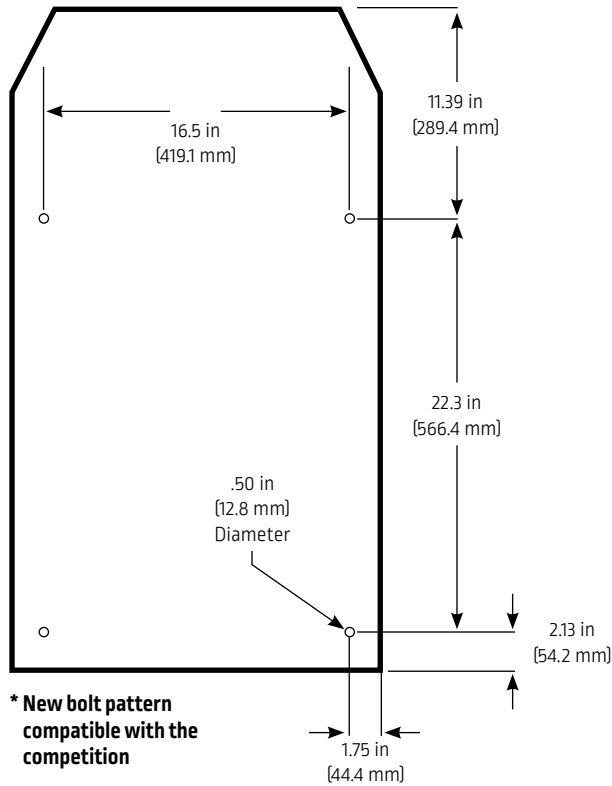
1. Digital User Interface
2. Engine Choke Control
3. GFCI
4. 120/240 Volt AC Full KVA Receptacle
5. Output Studs
6. Front battery access for easy maintenance
7. Engine Start Switch
8. Scroll Knob
9. 240 Volt AC Receptacles
10. Ground Stud
11. 120 Volt AC Receptacles
12. Galvanized base to increase the life of the machine and help prevent rusting
13. Strain relief shackles for improved life on cables (Do not lift by strain relief shackles)



14. 6 pin connector for easy to connect remote control operations, or foot or hand amptrol
15. Circuit Breakers
16. 7 pin connector for the first in class direct connect spool gun



BASE VIEW



FEATURED ACCESSORY



**Magnum® PRO 250LX GT Spool Gun** is the first direct spool gun in its class to provide a cost saving solution, with no additional accessories required.

- Plugs directly into the Ranger 260MPX welder/generator without the need for an adapter
- Uses premium Magnum PRO expendables for extended contact tip life

Shown:  
Ranger 260MPX (K3458-1) with Magnum PRO  
250LX GT Spool Gun (K3569-2)

## RECOMMENDED ACCESSORIES

### POWER SOURCES



**Square Wave® TIG 200**  
A TIG welder that includes AC frequency controls and AC balance for great results on aluminum.  
Order K5126-1



**POWER MIG® 210 MP®**  
A multi-process CV and CC welder provides easy to use interface to help achieve consistent weld performance.  
Order K3963-1



**POWER MIG 180C**  
Compact CV wire welder for MIG and flux-cored welding.  
Order K2473-2



**Tomahawk® 1000**  
Portable plasma cutter for fast and precise metal cutting.  
Order K2808-1

### WIRE FEEDERS



**Activ8X®**  
Compact wire feeder providing simple controls and across-the-arc operations.  
Order K3519-1



**LN-25X®**  
Portable, easy to set, and reliable wire feeder with CrossLinc® Technology.  
Order K4267-1



**LN-25X / Magnum PRO Curve™ 045C One-Pak®**  
Wire Feeder Includes: LN-25X Feeder, Magnum® PRO Curve™ welding gun Ready-Pak®, .040-.045 in. (1.0-1.2 mm) Cored Wire Drive Roll Kit.  
Order K4100-1



**LN-25X / K126® PRO 1/16-5/64C One-Pak**  
Wire Feeder Includes: LN-25X Wire Feeder, K126™ PRO Innershield® 350A FCAW-SS Welding Gun, 5/64 in. (2.0mm) Solid/Cored Wire Drive Roll Kit, 1/16 in. (1.6mm) Cored Wire Drive Roll Kit.  
Order K4100-2



**Magnum 250 LX GT Spool Gun**  
A quick-connect hand held semiautomatic wire feeder for welding 1lb spools.  
Order K3569-2



**Adjustable Gas Regulator & Hose Kit**  
A gas regulator for CO<sub>2</sub>, Argon, and Argon blends. Kit includes: Pressure gauge, dual scale flow gauge, and 4.3 ft. (1.3mm) gas hose.  
Order K586-1



### STICK OPTIONS

**Accessory Kit**  
400 amp nominal rating stick welding kit with: electrode holder, work clamp, 35' 2/0 cables, helmet, & electrode holder.  
Order K704



**Accessory Kit**  
For stick welding. Includes 20 ft. (6.1 m) #6 electrode cable with lug, 15 ft. (4.6 m) #6 work cable with lugs, headshield, filter plate, work clamp, electrode holder and sample pack of mild steel electrode. 150 amp capacity.  
Order K875



**Remote Control Kit**  
A control box allowing adjustable output from varying cable lengths.  
Order:  
K857-1 for 100ft  
K4330-1 for 125ft  
K4268-1 for 125ft with 115VAC receptacle



**CrossLinc Remote**  
A Remote control added in-line with the welding power cable allowing remote output control of the power source through the weld cable for Stick, TIG and Gouging processes  
K4345-1



### TIG OPTIONS

**Pro-Torch™ PTA-26 TIG Torch**  
Air-cooled 200 amp torch (2 piece separate power conductor and a braided gas hose).  
Order K1783-4



**Magnum Parts Kit for PTA-26V**  
Provides all the torch accessories to start welding. Kit includes: collets, collet bodies, a back cap, alumina nozzles, and tungsten in a variety of sizes.  
Order KP509



**Foot Amptrol™**  
Provides 25ft. of adjustable weld current based on the applied pressure on the pedal, great for making critical TIG welds and crater filling.  
Order K870



**Wireless Foot Amptrol**  
Wireless foot pedal, great for making critical welds and crater filling remotely.  
Order K4217-1



**Hand Amptrol™**  
Provides 25ft of remote current control through a handheld regulator.  
Order K963-3



**TIG Module**  
Portable, high frequency unit with gas valve for TIG welding. Rated at 300 amps/60% duty cycle.  
Order K930-2



**TIG Module Cable**  
Connects TIG Module to the power source with a 9-pin connector to a 6-pin connector.  
Order K936-3



*Shown with optional K2639-1 Fender & Light Kit*

### TRAILERS AND UNDERCARRIAGES

**Small Two-Wheeled Road Trailer**  
Two-wheeled trailer with a standard Duo-Hitch™ for heavy-duty road, off road, plant and yard use. Includes pivoting jack stand, safety chains and 13in wheels.  
Order:  
K2635-1 Trailer  
K2639-1 Fender and light kit  
K2640-1 Cable Rack



**All Terrain Undercarriage**  
Portable cart for the moving the engine drive by hand over construction sites with heavy-duty puncture resistant tires.  
Order K3590-1



**Factory Undercarriage**  
Portable cart for the moving the engine drive by hand over smooth surfaces with heavy-duty puncture resistant tires and swivel castors.  
Order K3589-1



### ADDITIONAL ACCESSORIES

**Power Plug Kit**  
Provides four 120V plugs rated at 20 amps each, and one dual voltage, full KVA plug rated at 120/240V, 50Amps.  
Order K802N



**Spark Arrestor**  
Attaches to muffler exhaust tube and virtually eliminates spark emissions.  
Order K3679-1



**Ballistic Nylon Cover**  
A mildew resistant and water repellent cover to protect the engine drive when not in use.  
K3588-1



**Kohler® Tune-Up Kit**  
Engine maintenance kit includes: Spark plugs, in-line fuel filter, air filter pre-cleaner, oil, and oil filter.  
K3494-1

## MACHINE SPECIFICATIONS

Product Name	Ordering Information	Description	CC Rated Output Current/ Voltage/ Duty Cycle	CV-Rated Output Current/ Voltage/ Duty Cycle	Generator AC Power <sup>(2)(3)</sup>	Dimensions H x W x L inches (mm)	Weight lbs. (kg)
Ranger 260MPX	K3458-1 Painted Roof, Case Sides and Engine Doors	260 Amp DC Mult- Process Arc Welder with Chopper Technology	DC Constant Current 260A/26V/100%	DC Constant Voltage <sup>(1)</sup> 260A/26V/100%	10,000 Watts Peak	26 x 20 x 36 (660 x 508 x 914)	446 (202)
		10,000 Watts Peak AC Power			9,500 Watts Continuous 60 Hz Single Phase		
		9,500 Watts Continuous AC Power	Touch Start TIG 260A/26V/100%		Full KVA Receptacle 39.5 @ 240V 40A @ 120V ea. Branch Circuit <sup>(4)</sup>		
					Four 120V Receptacles 20A Total <sup>(4)</sup>		

<sup>(1)</sup> DC constant voltage capability provides convenience and added safety when welding in electrically hazardous conditions.

<sup>(2)</sup> When welding, available auxiliary power will be reduced. Output voltage is within +/- 10% at all loads up to rated capacity.

<sup>(3)</sup> 120V will operate either 60 Hz or 50/60 Hz power tools, lights, etc.

<sup>(4)</sup> Circuits cannot be wired in parallel to operate the same device.

## ENGINE SPECIFICATIONS

Engine Model	Description	Horsepower & Displacement	Ignition	Capacities Gals (Liters)	Operating Speeds RPM	Fuel Consumption Gals/Hr (Liters/Hr)
Kohler OHV <sup>(5)</sup> Command CH730 Gasoline	2 Cylinder, 4 Cycle, OHV, Air-Cooled Gasoline Engine Aluminum Alloy Block with Cast Iron Liners Electric Fuel Pump	Min. 23.5 HP <sup>(6)</sup> @ 3600 RPM 44.2 cu in (725 cc)	Electric Start, 12V Group 99 Battery, 410 Cold Cranking Amps, Rotary Start Switch	FUEL: 11 (41.6)  OIL: 0.5 (1.9)	FULL LOAD 3,600	1.6 (6.1)
					HIGH IDLE 3650	0.8 (3.1)
					LOW IDLE 2,400	0.6 (2.1)

<sup>(5)</sup> Kohler warranty is 3 years.

<sup>(6)</sup> A minimum of 23.5 HP. Exact HP in your machine may vary based on availability. Consult your Ranger 260MPX manual upon purchase for exact engine specification.

## PRODUCT SPECIFICATIONS

Product Number	Engine	Rated Output Current /Voltage/Duty Cycle	AC Generator Power Output	Capacities	Dimensions in (mm)	Noise At Full Load (dBA)	Net Weight lb (kg)
K3458-1	Kohler OHV CH730	NON-IEC Rating: Maximum Output: 260A/26V/100%  IEC Rating: DC Stick: 231A/29.2V/100% DC TIG: 260A/20.4V/100% DC Constant Voltage: 253A/26.7V/100%	1-Ph/AC Power: 9.5 kW Continuous 10 kW Peak	Fuel: 11 gal. Oil: 2.0 qts	26 x20 x36 (660 x 508 x 914)	74.7 dBA	446 (202)

For best welding results with Lincoln Electric equipment, always use Lincoln Electric consumables. Visit [www.lincolnelectric.com](http://www.lincolnelectric.com) for more details.

Manufactured at a facility with certified ISO Quality and Environmental Management Systems.

All trademarks and registered trademarks are the property of their respective owners

### CUSTOMER ASSISTANCE POLICY

The business of The Lincoln Electric Company is manufacturing and selling high quality welding equipment, consumables, and cutting equipment. Our challenge is to meet the needs of our customers and to exceed their expectations. On occasion, purchasers may ask Lincoln Electric for information or advice about their use of our products. Our employees respond to inquiries to the best of their ability based on information provided to them by the customers and the knowledge they may have concerning the application. Our employees, however, are not in a position to verify the information provided or to evaluate the engineering requirements for the particular weldment. Accordingly, Lincoln Electric does not warrant or guarantee or assume any liability with respect to such information or advice. Moreover, the provision of such information or advice does not create, expand, or alter any warranty on our products. Any express or implied warranty that might arise from the information or advice, including any implied warranty of merchantability or any warranty of fitness for any customers' particular purpose is specifically disclaimed.

Lincoln Electric is a responsive manufacturer, but the selection and use of specific products sold by Lincoln Electric is solely within the control of, and remains the sole responsibility of the customer. Many variables beyond the control of Lincoln Electric affect the results obtained in applying these types of fabrication methods and service requirements.

Subject to Change – This information is accurate to the best of our knowledge at the time of printing. Please refer to [www.lincolnelectric.com](http://www.lincolnelectric.com) for any updated information.



The Lincoln Electric Company  
22801 St. Clair Avenue · Cleveland, OH · 44117-1199 · U.S.A.

[www.lincolnelectric.com](http://www.lincolnelectric.com)