



S T R E E T R A N G E

STREET RANG

01

LAMS BIKES

CMX500 REBEL CB300R
CB300F CB500F

PAGES 4 - 9

02

NAKED BIKES

CB1000R CB1100RS
CB1100EX


PAGES 10 - 13

03

TOURER BIKES

VFR800FA
GOLDWING GL1800

PAGES 14 - 17



GE

04

SPEC COMPARISON

Compare bike specifications to help choose the most suitable ride for you.

PAGES 18 - 19

PAINT SHOP
ABSOLUTE QUALITY

NAKED



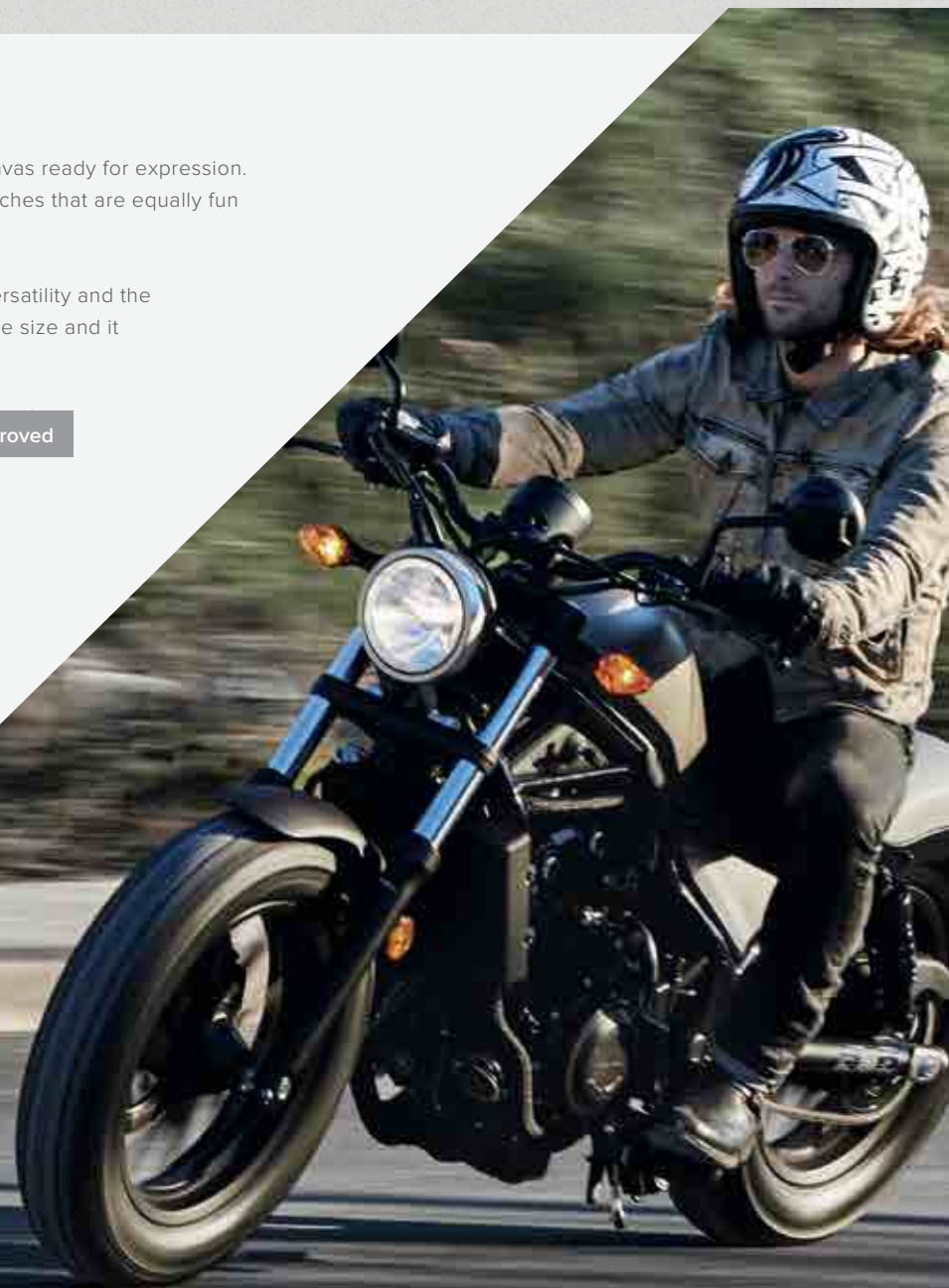
Naked Range

CMX500 Rebel

Cruisers are an extension of your own personal style. With the new Rebel, you've got a beautiful bike that has a canvas ready for expression. With a low-slung seat and great lean angle, the Rebel is fun to ride. It comes with a blacked-out style with matte touches that are equally fun to customise. All you need to do is choose your colour and start making your Rebel your own.

Twin-cylinder engines are a great choice for a machine like the new Rebel 500. Honda twins are famous for their versatility and the 471cc Rebel 500's engine is one of our best ever. The parallel-twin engine is narrow, which helps reduce overall bike size and it offers lots of low-rpm torque, but plenty of higher-rpm performance.

Learner Approved



COLOURS



CMX500 REBEL

Liquid-cooled 4 stroke DOHC parallel-twin

471cc

41mm telescopic fork

Dual shock

296mm disc with dual-piston caliper

236mm disc with single-piston caliper

190kg

11.2 litres

690mm

136mm

2188 x 820 x 1094

Engine

Displacement

Suspension Front

Suspension Rear

Brakes Front

Brakes Rear

Kerb Weight

Fuel Capacity

Seat Height

Ground Clearance

Dimensions



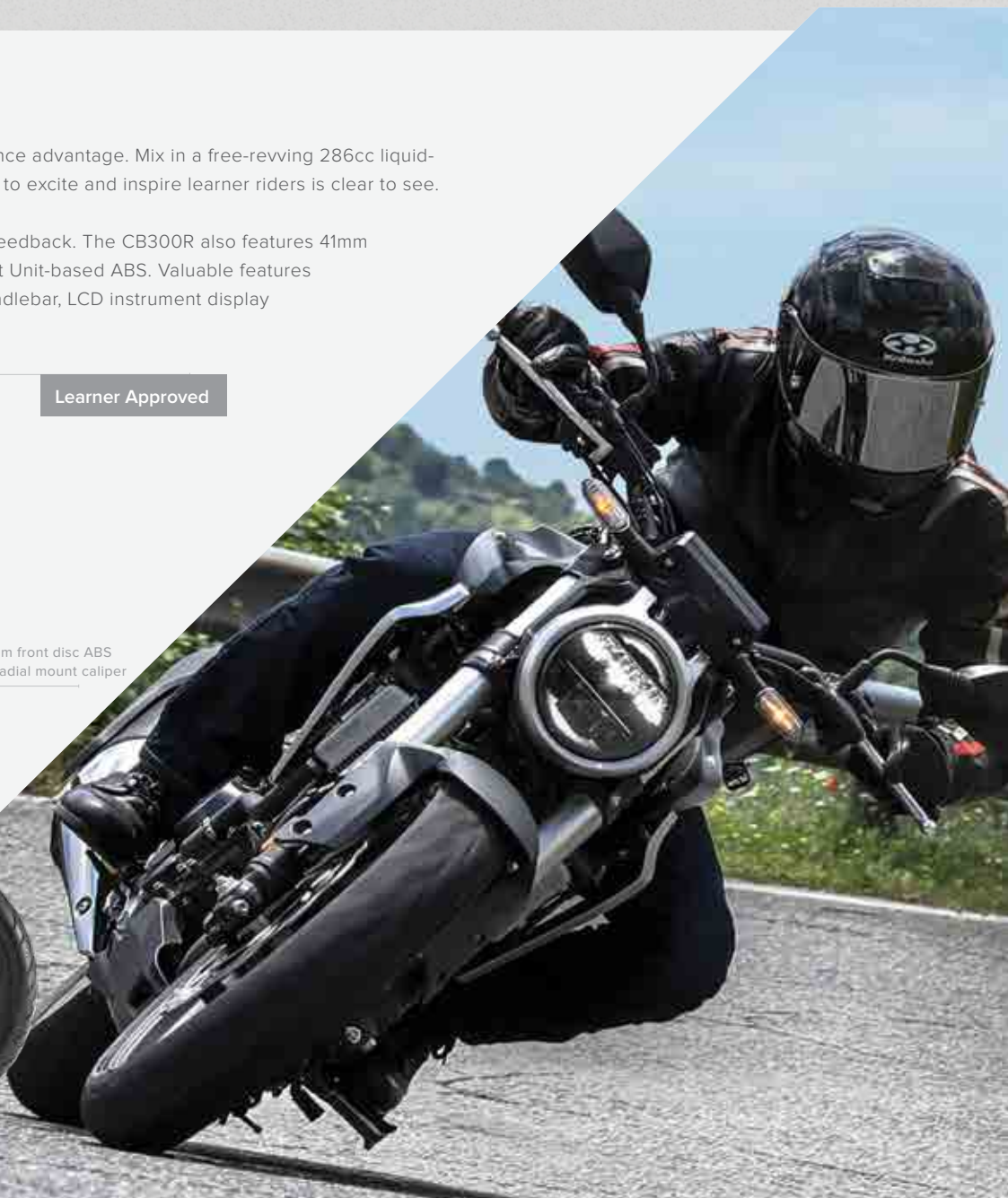
Naked Range

CB300R

The CB300R tips the scales at just 145kg wet and gives Honda's new lightweight star a performance advantage. Mix in a free-revving 286cc liquid-cooled single cylinder engine, plus a unique new style and presence and the CB300R's intention to excite and inspire learner riders is clear to see.

A brand new frame mixes pressed and tubular steel for a tuned rigidity balance that gives great feedback. The CB300R also features 41mm USD forks with radial-mount 4-piston caliper, hub-less floating front disc and Inertial Measurement Unit-based ABS. Valuable features more usually found on much larger machines such as the tapered rubber-mounted aluminium handlebar, LCD instrument display and full LED lighting, exude quality and add to the pride of ownership.

Learner Approved



COLOURS



CB300R

Liquid-cooled 4 stroke single cylinder

286cc

Telescopic fork 41mm

Pro-Link™ swingarm

296mm disc ABS

220mm disc ABS

145kg

10 litres

799mm

151mm

2012 x 802 x 1052

Engine

Displacement

Suspension Front

Suspension Rear

Brakes Front

Brakes Rear

Kerb Weight

Fuel Capacity

Seat Height

Ground Clearance

Dimensions

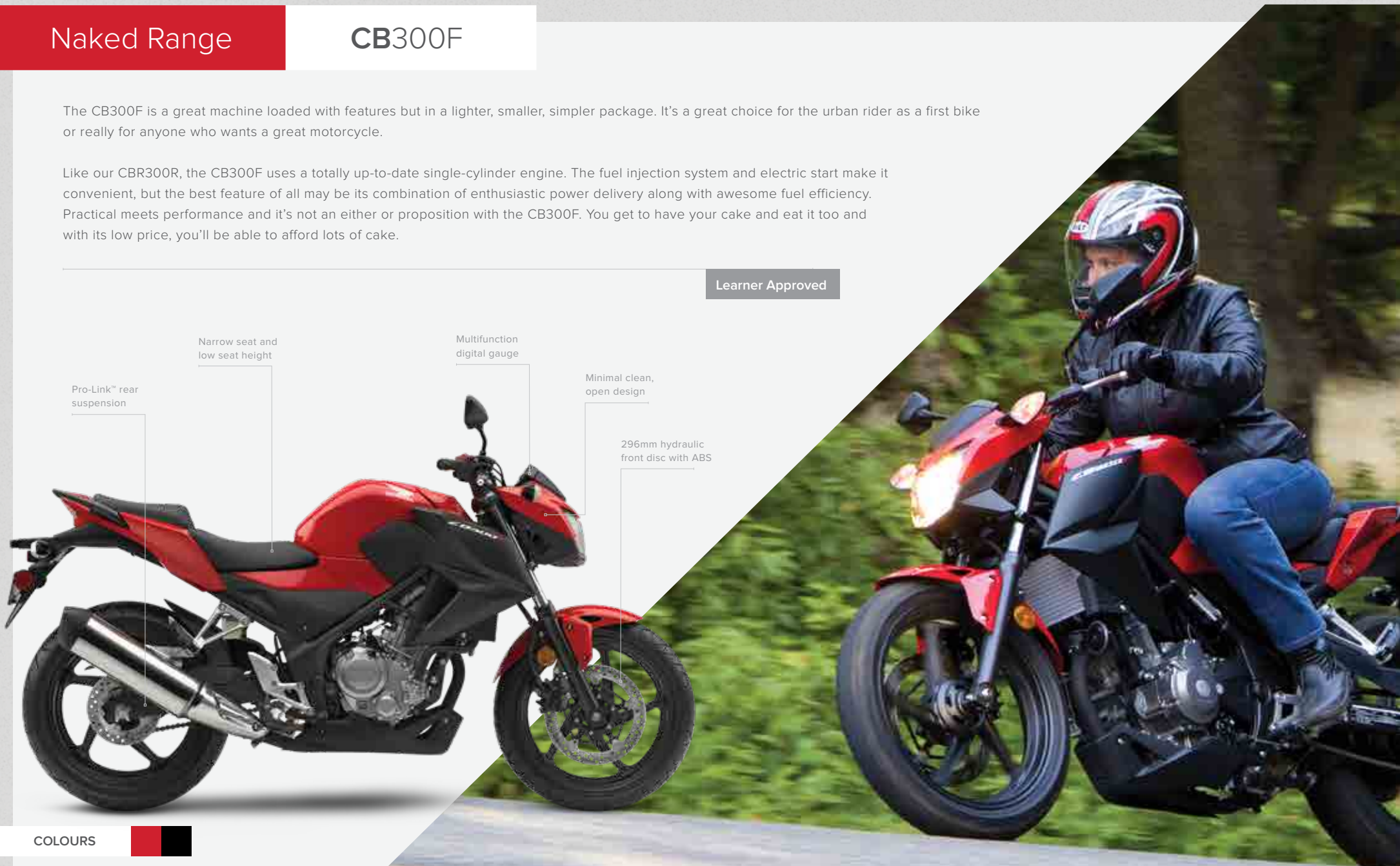
Naked Range

CB300F

The CB300F is a great machine loaded with features but in a lighter, smaller, simpler package. It's a great choice for the urban rider as a first bike or really for anyone who wants a great motorcycle.

Like our CBR300R, the CB300F uses a totally up-to-date single-cylinder engine. The fuel injection system and electric start make it convenient, but the best feature of all may be its combination of enthusiastic power delivery along with awesome fuel efficiency. Practical meets performance and it's not an either or proposition with the CB300F. You get to have your cake and eat it too and with its low price, you'll be able to afford lots of cake.

Learner Approved



COLOURS



CBR300F

Liquid-cooled 4 stroke DOHC single cylinder

286cc

37mm telescopic fork

Monoshock, Unit Pro-Link™

296mm disc ABS

220mm disc

158kg

13 litres

785mm

150mm

2035 x 760 x 1045

Engine

Displacement

Suspension Front

Suspension Rear

Brakes Front

Brakes Rear

Kerb Weight

Fuel Capacity

Seat Height

Ground Clearance

Dimensions

Naked Range

CB500F

Honda's twin-cylinder sport bikes revolutionised the world of motorcycling when they first appeared and this latest generation of 500 twins are the best ever. Here's what you need to know about the CB500F. It's the most broad-spectrum of the 500 family, with minimal bodywork, a classic riding position and a 790mm seat height that fits a wide range of riders. Stylish and practical, it's the perfect commuter.

Changes include a better shift feel thanks to transmission upgrades, a new adjustable front-brake lever, a larger fuel tank, preload-adjustable front suspension and a new body styling with LED headlight.

Learner Approved



COLOURS



CB500F

Liquid-cooled 4 stroke DOHC parallel-twin

471cc

Conventional fork 41mm

Monoshock, Unit Pro-Link™

Single disc 320mm ABS

Single disc 240mm ABS

190kg

16.7 litres

790mm

160mm

2080 x 790 x 1060

Engine

Displacement

Suspension Front

Suspension Rear

Brakes Front

Brakes Rear

Kerb Weight

Fuel Capacity

Seat Height

Ground Clearance

Dimensions



Naked Range

CB1000R

We call it the Neo Sports Café and it's a new stripped-back style for the CB1000R. Completely redesigned from the wheels up, with the emphasis on metal, it has an individual and aggressive character. With an engine and casings finished in a deep black, this bike casts a new shadow out on the street and shows real presence anywhere you ride it – or park it.

Designed around an all-new chassis that's paired with high-spec Showa suspension and ABS brakes – the front are radial-mounted. The inline four-cylinder, 998cc engine is controlled by Throttle By Wire, 3 riding modes, plus a USER mode. It also comes with an Assist/Slipper Clutch, Engine Brake, Honda Selectable Torque Control, full LED lighting and LCD instrument panel.



COLOURS



CB1000R

Liquid-cooled DOHC inline four cylinder

998cc

Showa SFF-BP fork 43mm

Single Showa shock

Hydraulic dual 310mm disc ABS

Single disc 256mm ABS

211kg

16.2 litres

830mm

135mm

2120 x 790 x 1095

Engine

Displacement

Suspension Front

Suspension Rear

Brakes Front

Brakes Rear

Kerb Weight

Fuel Capacity

Seat Height

Ground Clearance

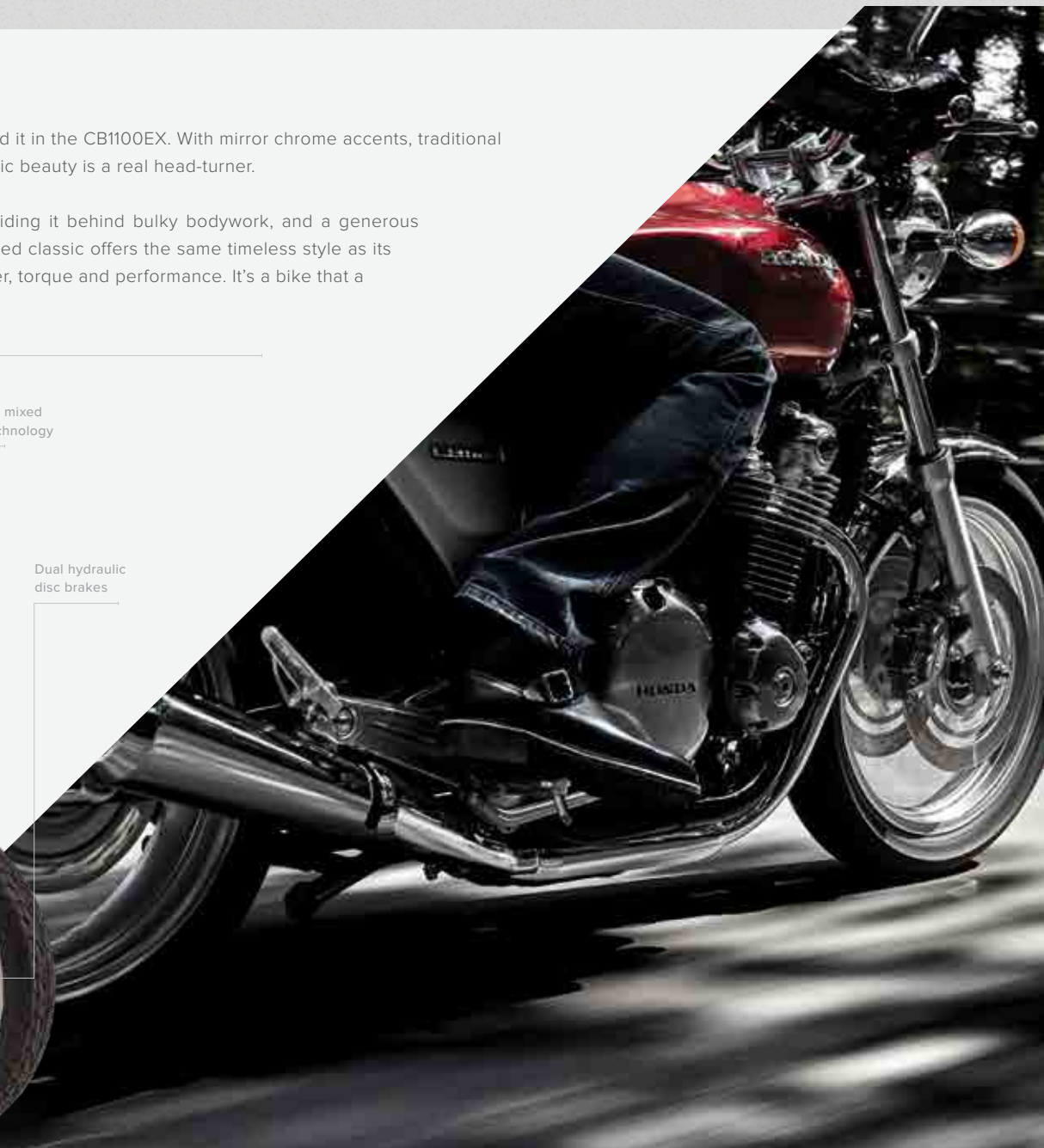
Dimensions

Naked Range

CB1100EX

If you're after classic design, technological innovation and pure power then you've found it in the CB1100EX. With mirror chrome accents, traditional pared-down styling and retro features like round headlamps and rider-display, this classic beauty is a real head-turner.

The CB1100EX shows off its powerful 1140cc inline four-cylinder engine rather than hiding it behind bulky bodywork, and a generous 16.8-litre fuel tank means you can ride the highways all day (or night) long. This reworked classic offers the same timeless style as its popular predecessors, but adds to the mix a whole list of innovations to give extra power, torque and performance. It's a bike that a whole new generation of riders is going to appreciate.



COLOURS



CB1100EX

Inline four cylinder air and oil cooled DOHC

1140cc

41mm conventional fork

Spring preload adjustable twin shock

Hydraulic dual 296mm disc

Hydraulic disc

255kg

16.8 litres

790mm

135mm

2200 x 830 x 1130

Engine

Displacement

Suspension Front

Suspension Rear

Brakes Front

Brakes Rear

Kerb Weight

Fuel Capacity

Seat Height

Ground Clearance

Dimensions

Naked Range

CB1100RS

Stripped back and lean, the CB1100RS has the look of a 1970s race bike, with more than a hint of café racer. With a keener edge to its appeal and performance, the CB1100RS is a perfect machine to cut through the city in style and cut loose on winding roads at weekends.

The CB1100RS delivers minimal, hand-crafted style and sporting edge with sharper chassis geometry, updated 43mm Showa Dual Bending Valve two-piece front fork and remote reservoir rear shocks, plus 17-inch cast aluminium wheels and dual radial-mount four-piston brake calipers. The engine breathes through revised inlet and exhaust systems and is now equipped with an assist slipper clutch.



COLOURS



CB1100RS

Inline four cylinder air and oil cooled DOHC	1140cc	43mm conventional fork	Spring preload adjustable twin shock	Hydraulic dual 310mm disc	Hydraulic disc	252kg	16.8 litres	795mm	130mm	2180 x 800 x 1100
Engine	Displacement	Suspension Front	Suspension Rear	Brakes Front	Brakes Rear	Kerb Weight	Fuel Capacity	Seat Height	Ground Clearance	Dimensions

TOUR



Touring

VFR800FA

The deep history and pedigree of this legendary bike is unquestionable. The latest generation VFR800FA has a sharp contemporary look, a brand new telescopic fork, Pro-arm swingarm, all new bodywork and revised powerplant.

The VFR800FA's 782cc, liquid-cooled 16-valve DOHC 90° V4-VTEC engine has received significant development. Modified cam timing, valve duration and overlap deliver the required increase in low-to midrange power and torque. Honda's Traction Control System (TCS) is fitted as standard equipment, as are heated grips and self-cancelling indicators.



COLOURS



VFR800FA

Liquid-cooled 4 stroke
DOHC 90° V4 VTEC

782cc

43mm telescopic
fork

Pro-Link™
adjustable preload

310mm disc with
4-piston calipers

256mm disc

239kg

21.2 litres

789mm
809mm

126mm

2120 x 735 x 1195

Engine

Displacement

Suspension Front

Suspension Rear

Brakes Front

Brakes Rear

Kerb Weight

Fuel Capacity

Seat Height

Ground Clearance

Dimensions

GOLDWING



Overseas model shown

Touring

GoldWing GL1800 Tour Premium

Introducing the new Honda GL1800 Gold Wing; completely redesigned with a new chassis, engine and suspension system, nothing has been overlooked. Along with a big weight reduction comes 4 riding modes, DCT, Throttle By Wire and a host of other innovative and connected features, Honda's flagship continues to reign supreme in levels of comfort and luxury whether you're in the city, or out on tour.

Also available: Gold Wing Tour with manual transmission and Gold Wing Standard with no top box.
 Contact your local dealer for specific model details.



COLOURS



Overseas model shown

TOUR PREMIUM	Horizontally opposed 6 cylinder	1833cc	Double wishbone	Pro-Link™ Pro-Arm	320mm discs combined ABS	316mm disc combined ABS	383kg	21 litres	745mm	130mm	2575 x 905 x 1430 high screen 1555
	Engine	Displacement	Suspension Front	Suspension Rear	Brakes Front	Brakes Rear	Kerb Weight	Fuel Capacity	Seat Height	Clearance	Dimensions

SPEC COMPARISON

Compare bike specifications below. Engine configuration, brake details, seat height or suspension it's all covered in the following specifications. It will help you choose the most suitable ride for you.

NAKED BIKES

	Engine	Displacement	Suspension Front	Suspension Rear	Brakes Front	Brakes Rear	Kerb Weight	Fuel Tank Capacity	Seat Height	Ground Clearance	Dimensions (LxWxH) mm
CBR300F	Liquid-cooled 4 stroke DOHC single cylinder	286cc	37mm telescopic fork	Monoshock Pro-Link™	296mm disc ABS	220mm disc	158kg	13 litres	785mm	150mm	2035 x 760 x 1045
CB300R	Liquid-cooled 4 stroke DOHC single cylinder	286cc	41mm telescopic fork	Pro-Link™ swingarm	296mm disc ABS	220mm disc ABS	145kg	10 litres	799mm	151mm	2012 x 802 x 1052
CB500F	Liquid-cooled 4 stroke DOHC parallel-twin	471cc	41 mm conventional	Pro-Link™ mono with preload adjuster	Single disc 320mm ABS	Single disc 240mm ABS	190kg	16.7 litres	790mm	160mm	2080 x 790 x 1060
CMX500 REBEL	Liquid-cooled 4 stroke DOHC parallel-twin	471cc	41mm telescopic fork	Dual shock	296mm disc with dual-piston caliper	236mm disc with single-piston caliper	190kg	11.2 litres	690mm	136mm	2188 x 820 x 1094
CB1000R	Liquid-cooled DOHC inline four cylinder	998cc	Showa SFF-BP fork 43mm	Single Showa shock	Hydraulic dual 310mm disc ABS	Single disc 256mm ABS	211kg	16.2 litres	830mm	135mm	2120 x 790 x 1095
CB1100EX	Inline four cylinder air and oil cooled DOHC	1140cc	41mm conventional fork	Spring preload adjustable twin shock	Hydraulic dual 296mm disc	Hydraulic disc	255kg	16.8 litres	790mm	135mm	2200 x 830 x 1130
CB1100RS	Inline four cylinder air and oil cooled DOHC	1140cc	43mm conventional fork	Spring preload adjustable twin shock	Hydraulic dual 310mm disc	Hydraulic disc	252kg	16.8 litres	795mm	130mm	2180 x 800 x 1100

CRUISER / TOURER

	Engine	Displacement	Suspension Front	Suspension Rear	Brakes Front	Brakes Rear	Kerb Weight	Fuel Tank Capacity	Seat Height	Ground Clearance	Dimensions (LxWxH) mm
VFR800FA	Liquid-cooled 4 stroke DOHC 90° V4 VTEC	782cc	43 mm telescopic fork	Pro-Link™ adjustable preload	310mm dual disc with 4-piston calipers	256mm disc	239kg	21.2 litres	Adjustable 789 - 809 mm	126mm	2120 x 735 x 1195
GOLDWING-TOUR PREMIUM	Horizontally opposed 6 cylinder	1833cc	Double wishbone	Pro-Link™ Pro-Arm	320mm discs combined ABS	316mm disc combined ABS	383kg	21 litres	745mm	130mm	2575 x 905 x 1430 high screen 1555



Blue Wing Honda Ltd

Free phone: 0508 466 326

Website: www.hondamotorbikes.co.nz

Manufacturers reserve the right to vary specifications, including colours, with or without notice at such times in such manner as deemed appropriate. Major as well as minor changes may be involved. Every effort, however, is made to ensure the accuracy of the particulars contained in this brochure. Consult your Dealer for details regarding the specifications of any featured product. This publication shall not constitute - under any circumstances whatsoever - an offer by the Company to any individual. All sales are made by the Distributor or Dealer subject to and with the benefit of the standard Conditions of Sale and Warranty provided by the Distributor or Dealer, copies of which may be obtained upon request. While efforts are made to ensure specification accuracy, brochures are prepared and printed several months in advance of distribution and consequently cannot always immediately reflect either changes in specification or in some isolated cases the provision of a particular feature. Customers are always advised to discuss specific details with the supplying Dealer, especially if a selection is dependent upon one of the features advertised. September 2018.