



LEARNER APPROVED RANGE

A close-up, high-angle photograph of a motorcycle's front end. The image is dominated by a large, faceted red taillight on the left and a clear, multi-lens headlight on the right. The motorcycle's bodywork is dark, possibly black or dark grey, with some metallic accents. The background is dark and out of focus.

LEARNER RANGE

01

SPORT RANGE

CBR300R
CBR500R

PAGES 4 - 5

02

NAKED BIKES

CMX500 REBEL CB500F
CB300F

PAGES 6 - 9

03

ADVENTURE BIKES

CB500X

PAGES 10 - 11



RANGE

04

DUAL PURPOSE
CRF250L RALLY XR190
XR150L

PAGES 12 - 15

05

SCOOTER RANGE
PCX150

PAGES 16 - 17

06

SPEC COMPARISON
Compare bike specifications to help
choose the most suitable ride for you.

PAGES 18 - 19

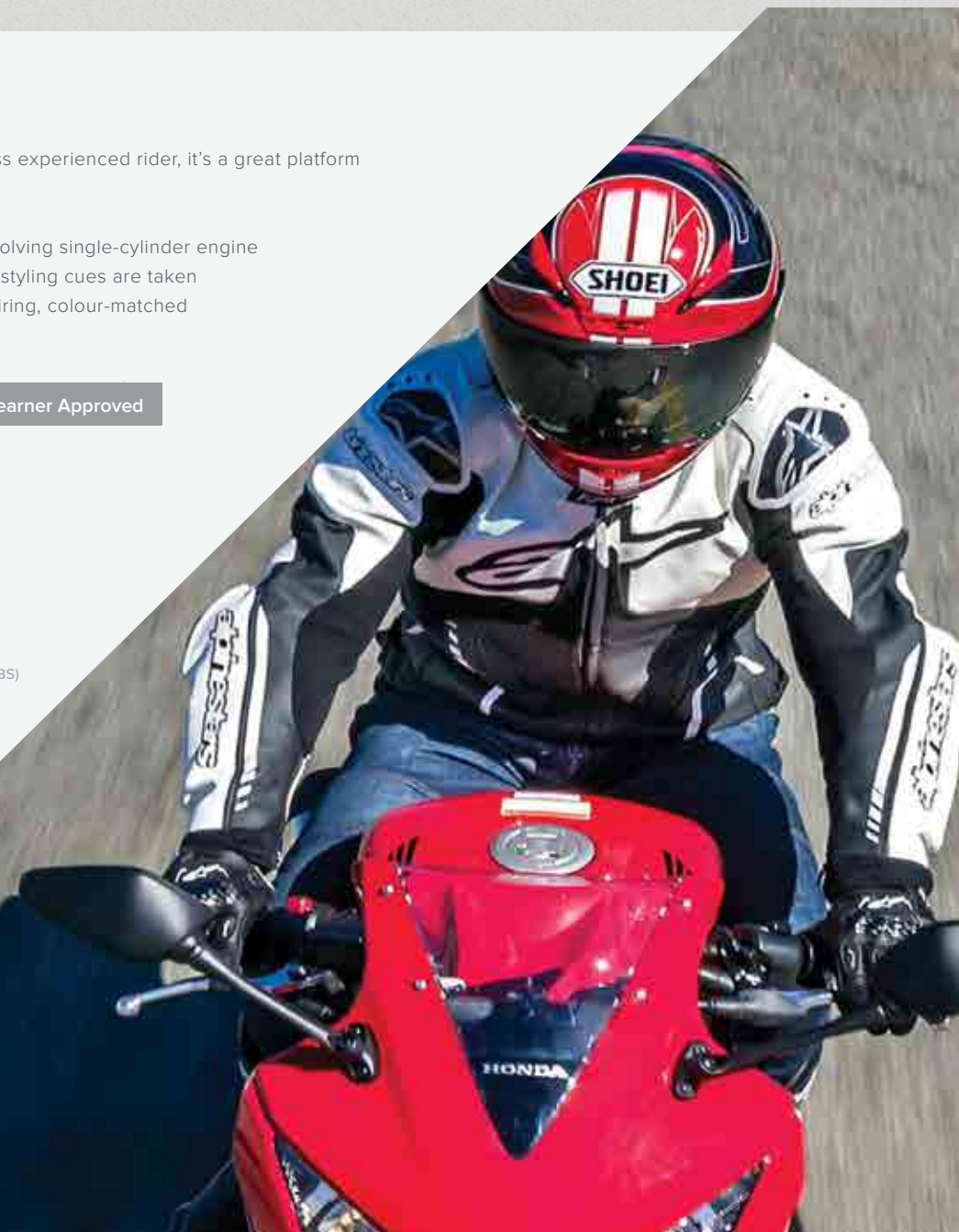
Sports Range

CBR300R

A motorcycle that can offer much of the excitement of a bigger machine and sometimes more. For the less experienced rider, it's a great platform from which to hone riding skills and much more affordable in every respect.

The CBR300R provides the perfect entry point into Honda's Super Sport CBR range. Its compact size, involving single-cylinder engine and looks inspired by bigger CBR machines make the CBR300R stand out from the crowd. The CBR300R styling cues are taken directly from the Super Sport range-topping CBR1000RR with an angular silhouette and aggressive full fairing, colour-matched undercowl, dual headlights and steeply raked rear seat unit.

Learner Approved



COLOURS



CBR300R

Liquid-cooled 4 stroke DOHC single cylinder

286cc

37mm telescopic fork

Unit Pro-Link™

296mm disc

220mm disc

161kg

13 litres

785mm

145mm

2035 x 720 x 1120

Engine

Displacement

Suspension Front

Suspension Rear

Brakes Front

Brakes Rear

Kerb Weight

Fuel Capacity

Seat Height

Ground Clearance

Dimensions

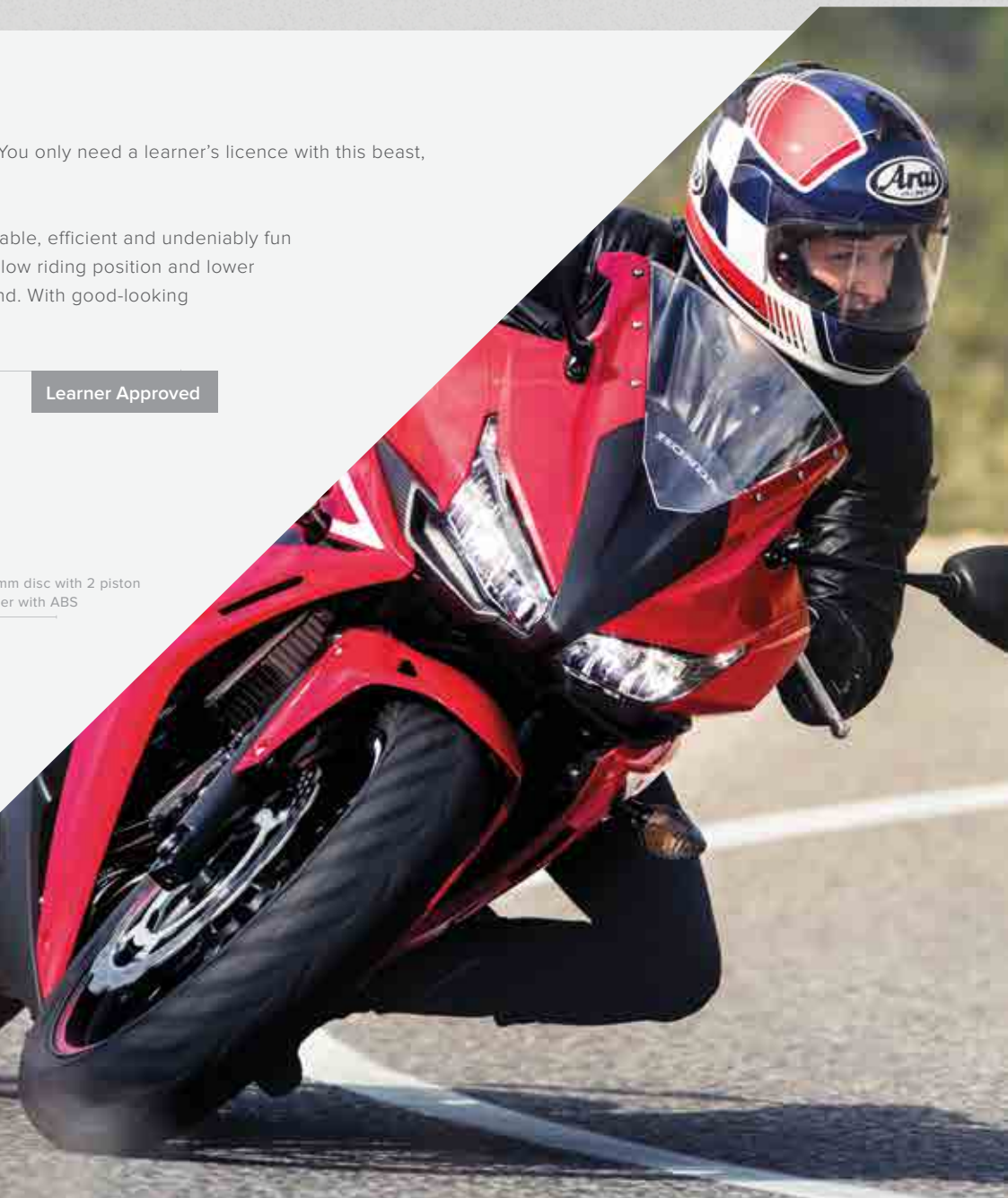
Sports Range

CBR500R

The CBR500R boldly redefines the middleweight class and opens up a completely new category. You only need a learner's licence with this beast, but it won't stop fully licensed riders calling her a beauty all the same.

Honda is leading the charge with this liquid-cooled, fuel-injected, parallel-twin high performer. Reliable, efficient and undeniably fun to ride, this commuter has a clear sporting heritage behind it. Although narrow and lightweight, its low riding position and lower seat height gives it a genuine big-bike feel. Other must-mentions are its light clutch and quiet sound. With good-looking full-fairings like its bigger brothers, you won't need to trade it up for a long while yet.

Learner Approved



COLOURS



CBR500R

Liquid-cooled parallel-twin

471cc

Conventional telescopic fork

Unit Pro-Link™ with preload adjuster

320mm single disc dual-piston caliper

240mm single disc single-piston caliper

194kg

16.7 litres

785mm

140mm

2080 x 750 x 1145

Engine

Displacement

Suspension Front

Suspension Rear

Brakes Front

Brakes Rear

Kerb Weight

Fuel Capacity

Seat Height

Ground Clearance

Dimensions

PAINT SHOP
ABSOLUTE QUALITY

NAKED



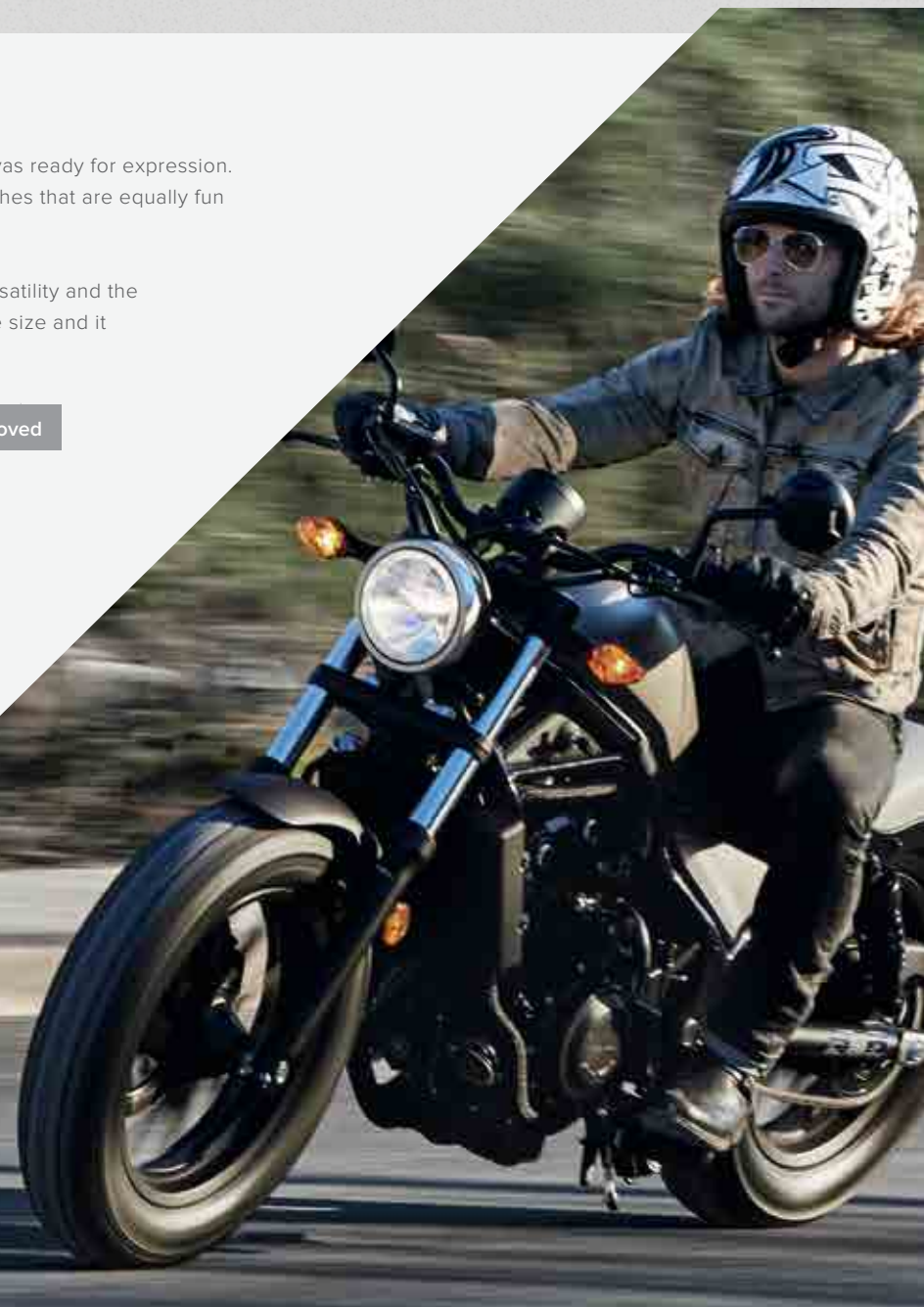
Naked Range

CMX500 Rebel

Cruisers are an extension of your own personal style. With the new Rebel, you've got a beautiful bike that has a canvas ready for expression. With a low-slung seat and great lean angle, the Rebel is fun to ride. It comes with a blacked-out style with matte touches that are equally fun to customise. All you need to do is choose your colour and start making your Rebel your own.

Twin-cylinder engines are a great choice for a machine like the new Rebel 500. Honda twins are famous for their versatility and the 471cc Rebel 500's engine is one of our best ever. The parallel-twin engine is narrow, which helps reduce overall bike size and it offers lots of low-rpm torque, but plenty of higher-rpm performance.

Learner Approved



COLOURS



CMX500 REBEL

Liquid-cooled 4 stroke DOHC parallel-twin

471cc

41mm telescopic fork

Dual shock

296mm disc with dual-piston caliper

236mm disc with single-piston caliper

190kg

11.2 litres

690mm

136mm

2188 x 820 x 1094

Engine

Displacement

Suspension Front

Suspension Rear

Brakes Front

Brakes Rear

Kerb Weight

Fuel Capacity

Seat Height

Ground Clearance

Dimensions

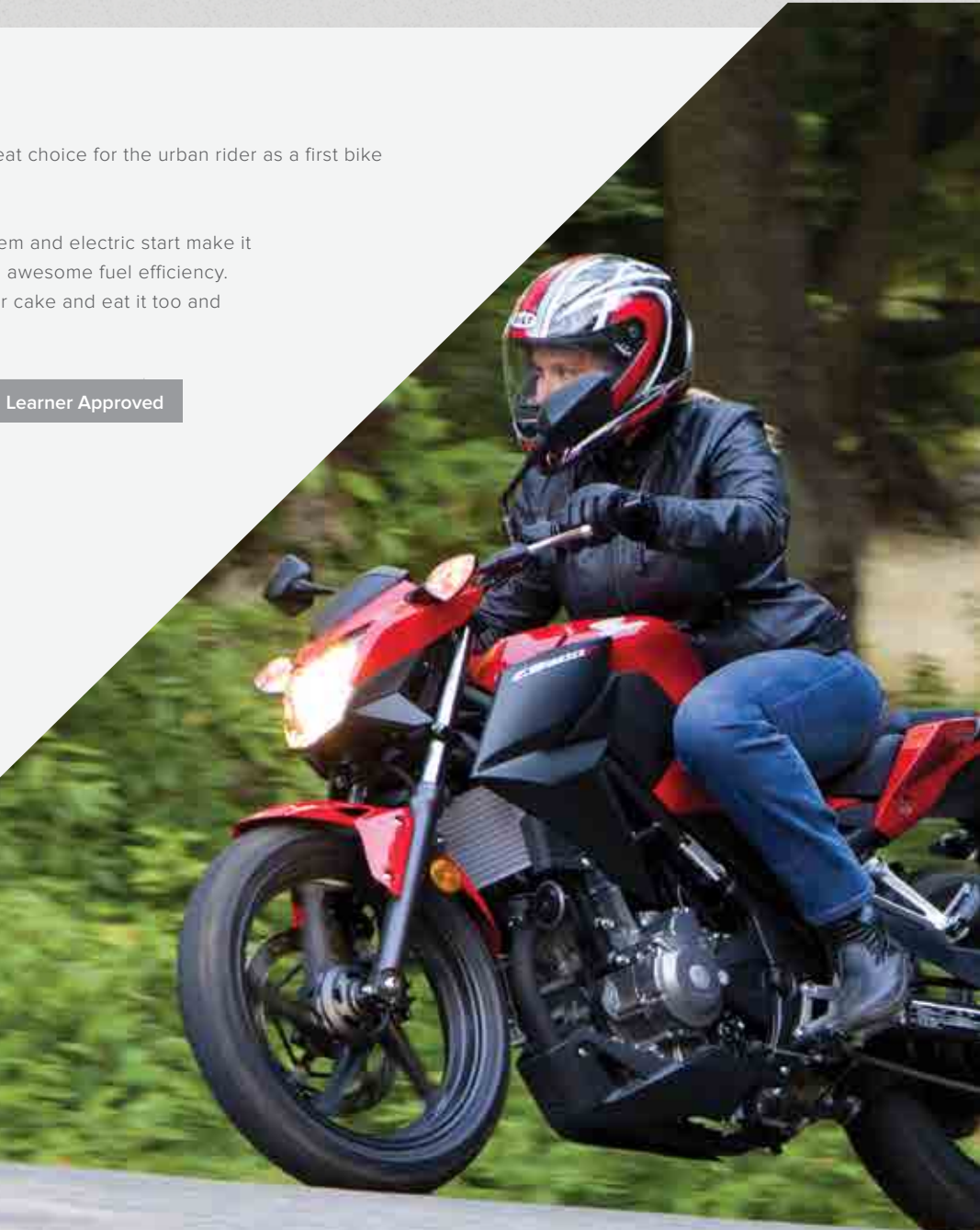
Naked Range

CB300F

The CB300F is a great machine loaded with features but in a lighter, smaller, simpler package. It's a great choice for the urban rider as a first bike or really for anyone who wants a great motorcycle.

Like our CBR300R, the CB300F uses a totally up-to-date single-cylinder engine. The fuel injection system and electric start make it convenient, but the best feature of all may be its combination of enthusiastic power delivery along with awesome fuel efficiency. Practical meets performance and it's not an either or proposition with the CB300F. You get to have your cake and eat it too and with its low price, you'll be able to afford lots of cake.

Learner Approved



COLOURS



CBR300F

Liquid-cooled 4 stroke DOHC single cylinder

286cc

37mm telescopic fork

Monoshock, Unit Pro-Link™

296mm disc ABS

220mm disc

158kg

13 litres

785mm

150mm

2035 x 760 x 1045

Engine

Displacement

Suspension Front

Suspension Rear

Brakes Front

Brakes Rear

Kerb Weight

Fuel Capacity

Seat Height

Ground Clearance

Dimensions

Naked Range

CB500F

Honda's twin-cylinder sportbikes revolutionised the world of motorcycling when they first appeared and this latest generation of 500 twins are the best ever. Here's what you need to know about the CB500F. It's the most broad-spectrum of the 500 family, with minimal bodywork, a classic riding position and a 790mm seat height that fits a wide range of riders. Stylish and practical, it's the perfect commuter.

Changes include a better shift feel thanks to transmission upgrades, a new adjustable front-brake lever, a larger fuel tank, preload-adjustable front suspension and a new body styling with LED headlight.

Learner Approved



COLOURS



CB500F

Liquid-cooled 4 stroke DOHC parallel-twin

471cc

Conventional fork 41mm

Monoshock, Unit Pro-Link™

Single disc 320mm ABS

Single disc 240mm ABS

190kg

16.7 litres

790mm

160mm

2080 x 790 x 1060

Engine

Displacement

Suspension Front

Suspension Rear

Brakes Front

Brakes Rear

Kerb Weight

Fuel Capacity

Seat Height

Ground Clearance

Dimensions

ADV



Welcome to the Urban-Adventure Jungle. Go hard with utter ease. It's lightweight, dynamic and a breeze to manoeuvre with a fuel tank carefully shaped to give the rider an unrestricted riding position. Your ideal commuter, errand runner and wicked weekend explorer.

The CB500X is the adventurous brother of the Sport CBR500R and the Naked CB500F, all of whom carry the famously versatile two-cylinder parallel-twin engine for a wide range of power. Other standout features include a longer wheelbase, longer travel suspension and a greater ground clearance. The lower cowl protects the bike from below, and the large windscreen protects you from above. The wave-pattern standard ABS disc brakes give you strong stopping power, and the substantially larger fuel tank gives you all day riding potential. And a bonus if you are new to riding, you only need your learners licence.

Learner Approved



COLOURS



CB500X

Liquid-cooled 4 stroke DOHC parallel-twin

471cc

41mm telescopic fork

Pro-Link™ mono with preload adjuster

320mm single disc ABS

240mm single disc ABS

196kg

17.5 litres

810mm

170mm

2095 x 830 x 1360

Engine

Displacement

Suspension Front

Suspension Rear

Brakes Front

Brakes Rear

Kerb Weight

Fuel Capacity

Seat Height

Ground Clearance

Dimensions



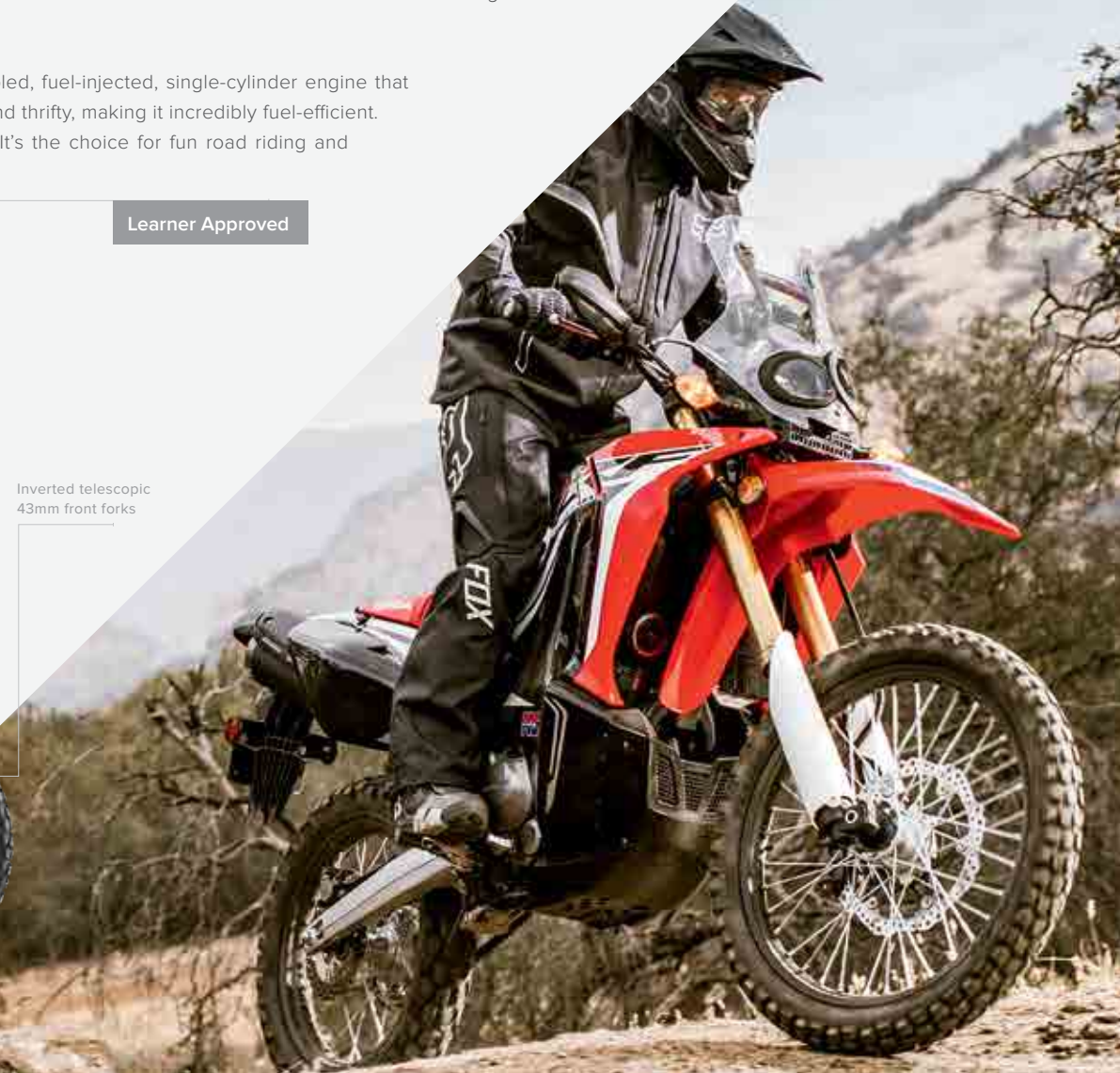
Dual Purpose

CRF250L Rally

Some say you can't have it all, but this bike begs to differ. The CRF250L Rally is truly a dual-purpose bike: equally a reliable motorcross-style commuter and a responsive off-road adventurer. Ride it easily on the tarseal and then hard on the dirt track. One of its best features would be its natural riding position. Not too hunched yet not too laid back, just right.

It's a bike that makes a good impression. Its main difference being that it has a liquid-cooled, fuel-injected, single-cylinder engine that gives incredible mid-range torque. It has an all-new lightweight steel frame that is narrow and thrifty, making it incredibly fuel-efficient. It has long suspension travel, great ground clearance, and more reasons to just want it. It's the choice for fun road riding and seriously fun off-roading.

Learner Approved



COLOURS



CRF250L RALLY

Liquid-cooled 4-stroke DOHC single cylinder	249.6cc	Telescopic (inverted) 43mm	Swing arm (Pro-Link™ suspension system)	296mm disc ABS	220mm disc ABS	157kg	10.1 litres	895mm	270mm	2210 x 900 x 1425
Engine	Displacement	Suspension Front	Suspension Rear	Brakes Front	Brakes Rear	Kerb Weight	Fuel Capacity	Seat Height	Ground Clearance	Dimensions

Dual Purpose

XR150L

The XR150 adds a new dimension to Honda's proven dual purpose range. For those that know off-road motorcycles, Hondas XR range is legendary. The XR150 features a bullet proof air-cooled engine with an offset crankshaft, roller rockers, a light weight piston and a 5-speed transmission.

It is reliable and low maintenance. The XR150 also has a comfortable seat, modern dash, large headlight and stylish bodywork. If you are looking for a durable, lightweight and nimble 2-wheel dual purpose bike, look no further.

Learner Approved



COLOURS



XR150L

4-Stroke, Single cylinder
Air-cooled OHV

149cc

Telescopic fork

Single shock
swing arm

Dual piston
240mm disc

Mechanical drum

130kg

12 litres

825mm

245mm

2090 x 810 x 1125

Engine

Displacement

Suspension Front

Suspension Rear

Brakes Front

Brakes Rear

Kerb Weight

Fuel Capacity

Seat Height

Ground Clearance

Dimensions

Dual Purpose

XR190

The XR190 is LAMS approved, it can be registered straight up which offers ultimate convenience. The XR190 has standard electric start for comfort and convenience as well as a back-up kick start for peace of mind in emergency situations. The high performance 184cc engine has electronic fuel injection, ensuring it starts first time, every time, even in cold weather. It also delivers more accurate throttle response and consistent power output.

For an economical around town dual purpose commuter the XR190 is hard to beat.

Learner Approved



COLOURS



XR190

Air-cooled single cylinder

184cc

Telescopic fork

Mono shock

240mm disc

Mechanical drum

137kg

12 litres

823mm

237mm

2103 x 842 x 1127

Engine

Displacement

Suspension Front

Suspension Rear

Brakes Front

Brakes Rear

Kerb Weight

Fuel Capacity

Seat Height

Ground Clearance

Dimensions

FUN



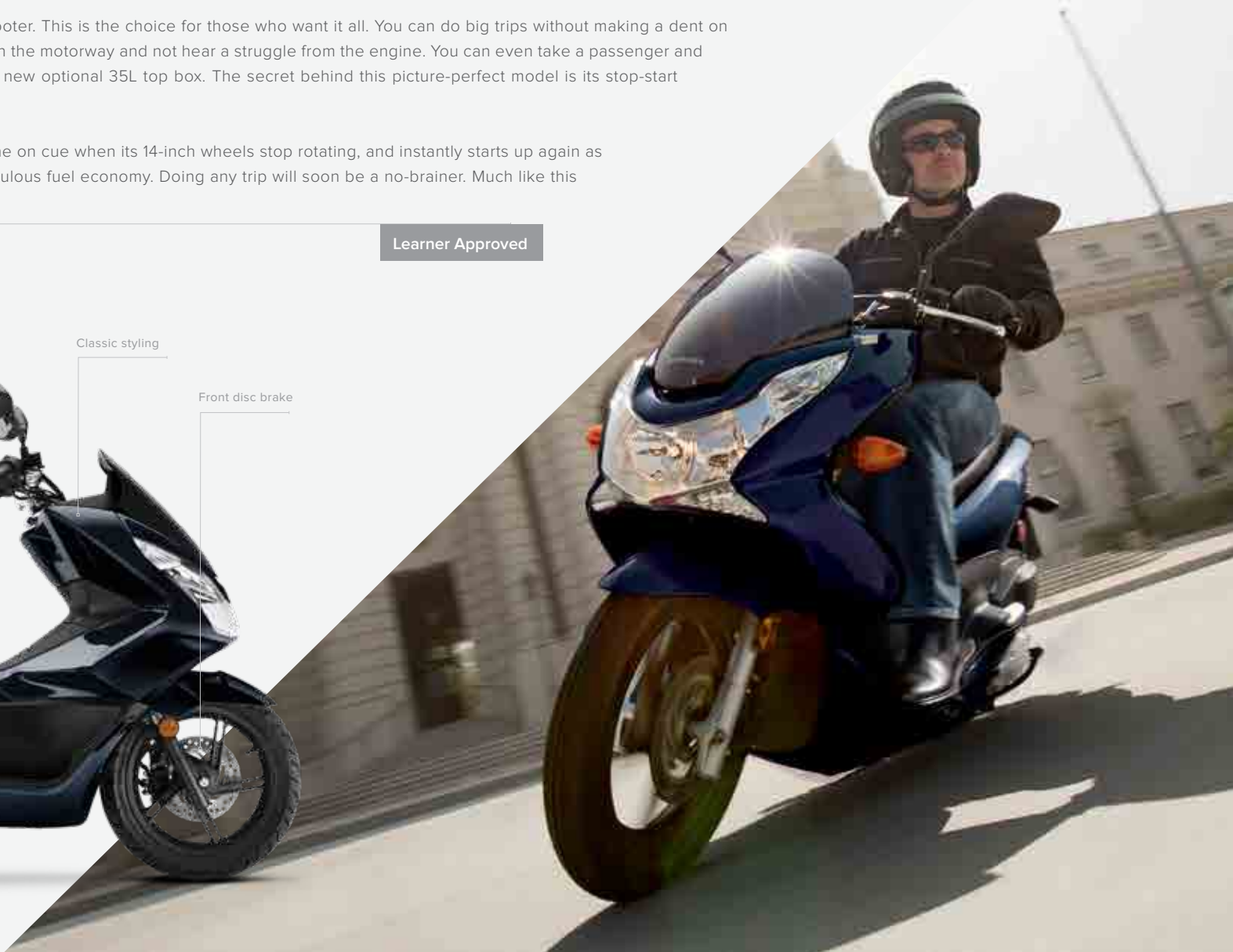
Scooter

PCX150

Welcome to your 'have-your-cake-and-eat-it-too' scooter. This is the choice for those who want it all. You can do big trips without making a dent on your petrol gauge. You can comfortably do 100kph on the motorway and not hear a struggle from the engine. You can even take a passenger and both your bags with its 25L under-seat storage and new optional 35L top box. The secret behind this picture-perfect model is its stop-start engine system, a world-first in a scooter.

This money-saving technology shuts down the engine on cue when its 14-inch wheels stop rotating, and instantly starts up again as soon as the throttle is given a twist. This gives miraculous fuel economy. Doing any trip will soon be a no-brainer. Much like this beauty of a scooter.

Learner Approved



COLOURS



PCX150	Single cylinder 4 stroke	149cc	Telescopic fork 89mm travel	Swingarm 84mm travel	220mm disc	Drum	131kg	8 litres	764mm	137mm	1923 x 745 x 1107
	Engine	Displacement	Suspension Front	Suspension Rear	Brakes Front	Brakes Rear	Kerb Weight	Fuel Capacity	Seat Height	Ground Clearance	Dimensions

SPEC COMPARISON

Compare bike specifications below. Engine configuration, brake details, seat height or suspension it's all covered in the following specifications. It will help you choose the most suitable ride for you.

SUPER SPORT

	Engine	Displacement	Suspension Front	Suspension Rear	Brakes Front	Brakes Rear	Kerb Weight	Fuel Tank Capacity	Seat Height	Ground Clearance	Dimensions (LxWxH) mm
CBR300R	Liquid-cooled 4 stroke DOHC single cylinder	286cc	37mm telescopic fork	Monoshock Pro-Link™	296mm disc	220mm disc	161kg	13 litres	785mm	145mm	2035 x 720 x 1120
CBR500R	Liquid-cooled parallel-twin	471cc	Conventional telescopic fork	Pro-Link™ mono with preload adjuster	320mm single disc dual-piston caliper	240mm single disc single-piston caliper	194kg	16.7 litres	785mm	140mm	2080 x 750 x 1145

STREET

CMX500 REBEL	Liquid-cooled 4 stroke DOHC parallel-twin	471cc	41mm telescopic fork	Dual shock	296mm disc with dual-piston caliper	236mm disc with single-piston caliper	190kg	11.2 litres	690mm	136mm	2188 x 820 x 1094
CBR300F	Liquid-cooled 4 stroke DOHC single cylinder	286cc	37mm telescopic fork	Monoshock Pro-Link™	296mm disc ABS	220mm disc	158kg	13 litres	785mm	150mm	2035 x 760 x 1045
CB500F	Liquid-cooled 4 stroke DOHC parallel-twin	471cc	41 mm conventional fork	Pro-Link™ mono with preload adjuster	Single disc 320mm ABS	Single disc 240mm ABS	190kg	16.7 litres	790mm	160mm	2080 x 790 x 1060

ADVENTURE

	Engine	Displacement	Suspension Front	Suspension Rear	Brakes Front	Brakes Rear	Kerb Weight	Fuel Tank Capacity	Seat Height	Ground Clearance	Dimensions (LxWxH) mm
CE500X	Liquid-cooled 4 stroke DOHC parallel-twin	471cc	41mm Conventional telescopic fork	Pro-Link mono with preload adjuster	320mm single disc ABS	240mm single disc ABS	196kg	17.5 litres	810mm	170mm	2095 x 830 x 1360

DUAL PURPOSE

CRF250L RALLY	Liquid-cooled 4-stroke DOHC single cylinder	249.6cc	43mm telescopic (inverted)	Swing arm (Pro-link suspension system)	296mm disc ABS	220mm disc ABS	157kg	10.1 litres	895mm	270mm	2210 x 900 x 1425
XR150L	4-Stroke Single cylinder Air-cooled OHV	149cc	Telescopic fork	Single shock swing arm	Dual piston 240mm disc	Mechanical drum	130kg	12 litres	825mm	245mm	2090 x 810 x 1125
XR190	4-Stroke Single cylinder Air-cooled	184cc	Telescopic fork	Single shock swing arm	Dual piston 240mm disc	Mechanical drum	137kg	12 litres	823mm	237mm	2103 x 842 x 1127

COMMUTER

PCX150	Single cylinder 4 stroke	149cc	Telescopic fork 89mm travel	Swingarm 84mm travel	220mm disc	Drum	131kg	8 litres	764mm	137mm	1923 x 745 x 1107
---------------	--------------------------	-------	-----------------------------	----------------------	------------	------	-------	----------	-------	-------	-------------------



Blue Wing Honda Ltd

Free phone: 0508 466 326

Website: www.hondamotorbikes.co.nz

Manufacturers reserve the right to vary specifications, including colours, with or without notice at such times in such manner as deemed appropriate. Major as well as minor changes may be involved. Every effort, however, is made to ensure the accuracy of the particulars contained in this brochure. Consult your Dealer for details regarding the specifications of any featured product. This publication shall not constitute - under any circumstances whatsoever - an offer by the Company to any individual. All sales are made by the Distributor or Dealer subject to and with the benefit of the standard Conditions of Sale and Warranty provided by the Distributor or Dealer, copies of which may be obtained upon request. While efforts are made to ensure specification accuracy, brochures are prepared and printed several months in advance of distribution and consequently cannot always immediately reflect either changes in specification or in some isolated cases the provision of a particular feature. Customers are always advised to discuss specific details with the supplying Dealer, especially if a selection is dependent upon one of the features advertised. September 2018.