

# Paper Collage Play Time: ASSIGNMENT OVERVIEW CHECKLIST

Use this checklist to keep yourself motivated and on track.

## Thank you for enrolling in Paper Collage Play Time!

Trust me when I say that I want nothing more than to see you *having fun with your creative side*.

But I also know firsthand that *life* gets in the way.

### **So this is what I want YOU to know:**

Most of your resistance lives *at the beginning of a task*. But once you start, your momentum does the rest.

And this is why I've set you up with TINY TASKS.

Yep, your whole course has been divided into TINY TASKS that you can finish in **10-15 minutes**.

**When you shrink the task, you lower your resistance to start.**

Trying to get a lot done in the perfect circumstances (time, space, materials) is bound to fail. But doing TINY TASKS helps you stay consistent. And because you can stay consistent, you actually *finish faster*.

And the fact that you can **see your progress** as you check your TINY TASKS off the list is golden. It's what fuels your *motivation*. Yay!



Let's make stuff, learn stuff, and get our butts unstuck!

















But first:

- **TINY TASK:** Receive your *confirmation email* and finish setting up your **student account**  
Follow the link provided in the email and then set your password to create your student account.
- **TINY TASK:** Receive your *welcome email* and download your **course checklist**  
Follow the link provided in the email and then download and print your Assignment Overview Checklist.  
(If you're holding this checklist in your hands, then CHECK this baby off.)


Now go inside your course:


- **TINY TASK:** Watch the following **WELCOME** videos  
WELCOME, Part 1. Introduction  
WELCOME, Part 2. Why Learn With Alex?  
WELCOME, Part 3. What You'll Learn
- **TINY TASK:** Watch the following **WELCOME** videos and do the quick survey  
WELCOME, Part 4. How This Course Works  
WELCOME, Part 5. Before we begin... (3-question survey)
- **TINY TASK:** Go to **PREP STEP** and gather your materials  
PREP STEP, Part 1. Your Tools For Play Time
- **TINY TASK:** Go to **PREP STEP** and download your course documents  
PREP STEP, Part 2. Download All Your Printables
  - *Assignment Overview Checklist*
  - *All My Printables*
  - *Nine Easy Collage Prompts*
  - *Expressing Your Genius - Using Your Creativity For Getting Unstuck*
- **TINY TASK:** Fill out the course prep worksheets  
(You'll find them included in the PDF *All My Printables* in PREP STEP, Part 2.)
  - *I Promise*
  - *Course Success Plan*
- **TINY TASK:** Review the course project eBook  
(If ya haven't already, you can download it in PREP STEP, Part 2.)
  - *Nine Easy Collage Prompts*





-  • **TINY TASK: Read the Play Time OVERVIEW and watch Step 1 video**  
MODULE 1, OVERVIEW: Play Time  
MODULE 1, Step 1. Get ready to create
-  • **TINY TASK: Watch Step 2 video**  
MODULE 1, Step 2. Make MARKS for fodder
-  • **TINY TASK: Watch Step 3 video**  
MODULE 1, Step 3. Make PUZZLE SHAPES for fodder
-  • **TINY TASK: Watch Step 4 video**  
MODULE 1, Step 4. Make SCRIBBLES for fodder
-  • **TINY TASK: Watch Step 5 video**  
MODULE 1, Step 5. Make DOODLES for fodder
-  • **TINY TASK: Watch Step 6 video**  
MODULE 1, Step 6. Cut and compose
-  • **TINY TASK: Watch Step 6.1 video**  
MODULE 1, Step 6.1. COLLAGE PROMPT: Squares Quilt
-  • **TINY TASK: Watch Step 6.2 video**  
MODULE 1, Step 6.2. COLLAGE PROMPT: Pixelations
-  • **TINY TASK: Watch Step 6.3 video**  
MODULE 1, Step 6.3. COLLAGE PROMPT: Stones Spiral
-  • **TINY TASK: Watch Step 6.4 video**  
MODULE 1, Step 6.4. COLLAGE PROMPT: Constellations
-  • **TINY TASK: Watch Step 6.5 video**  
MODULE 1, Step 6.5. COLLAGE PROMPT: Patchwork Windows
-  • **TINY TASK: Watch Step 6.6 video**  
MODULE 1, Step 6.6. COLLAGE PROMPT: Pinball Fun
-  • **TINY TASK: Watch Step 6.7 video**  
MODULE 1, Step 6.7. COLLAGE PROMPT: Patchwork Maze
-  • **TINY TASK: Watch Step 6.8 video**  
MODULE 1, Step 6.8. COLLAGE PROMPT: Popsicle Land
-  • **TINY TASK: Watch Step 6.9 video**  
MODULE 1, Step 6.9. COLLAGE PROMPT: Map Fun
-  • **TINY TASK: Watch Step 7 video**  
MODULE 1, Step 7. Reset





- 


• **TINY TASK: Watch BREAK video and read the Inner Shift OVERVIEW**  
 MODULE 1, BREAK: Your Pink Fairy Moment  
 MODULE 2, OVERVIEW: Inner Shift
- 


• **TINY TASK: Listen to AUDIO 1**  
 MODULE 2, AUDIO 1: One Sock Crisis
- 


• **TINY TASK: Listen to AUDIO 2**  
 MODULE 2, AUDIO 2: Get Egg-Cracking
- 


• **TINY TASK: Read the guide**  
 MODULE 2, READING: Six Ways To Creating Momentum
- 

• **TINY TASK: Read the Extra Activity OVERVIEW and do the worksheet**  
 MODULE 3, OVERVIEW: Extra Activity  
 MODULE 3, WORKSHEET PREVIEW: Follow The Flow
- 

• **TINY TASK: Read the Extra Activity eBook**  
 MODULE 3, EBOOK PREVIEW: Expressing Your Genius - Using Your Creativity For Getting Unstuck
- 

• **TINY TASK: Read the Your Bonus Worksheets OVERVIEW and do the BONUS 1 worksheet**  
 MODULE 4, OVERVIEW: Your Bonus Worksheets  
 MODULE 4, BONUS 1 PREVIEW: Permission To Play
- 

• **TINY TASK: Do the BONUS 2 worksheet**  
 MODULE 4, BONUS 2 PREVIEW: The Joy Of Not Giving A Rat's Ass
- 

• **TINY TASK: Do the BONUS 3 worksheet**  
 MODULE 4, BONUS 3 PREVIEW: How To Woo Your Creativity
- 

• **TINY TASK: Watch the RECAP video, read the TIPS, and do the quick survey**  
 RECAP, Part 1. Congrats!  
 RECAP, Part 2. Tips  
 RECAP, Part 3. Get on my mailing list  
 RECAP, Part 4. Before you go... (7-question survey)

