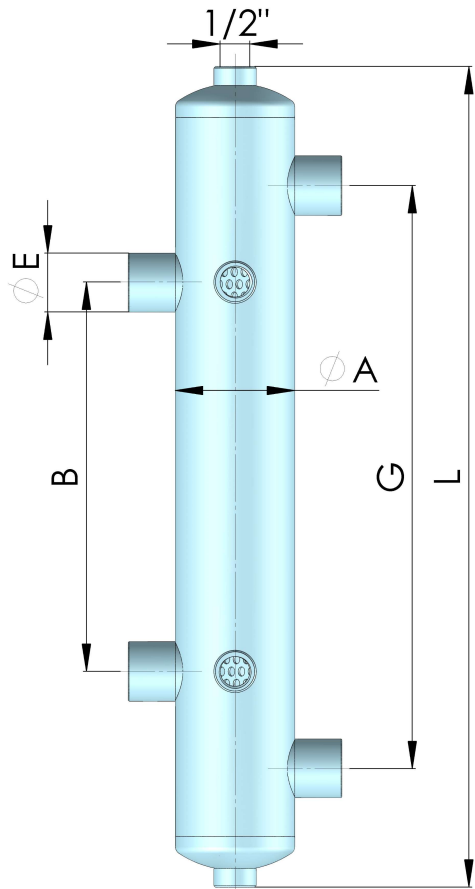
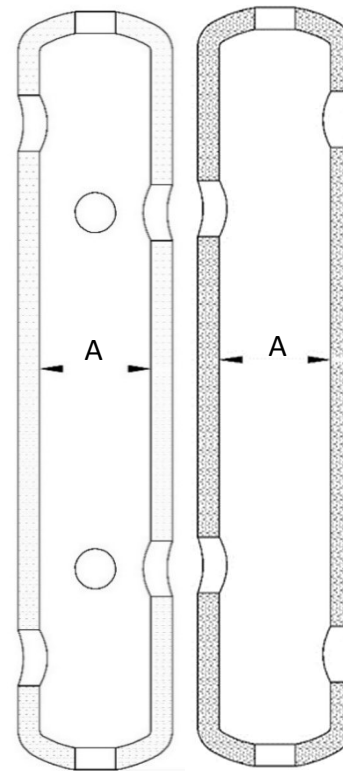
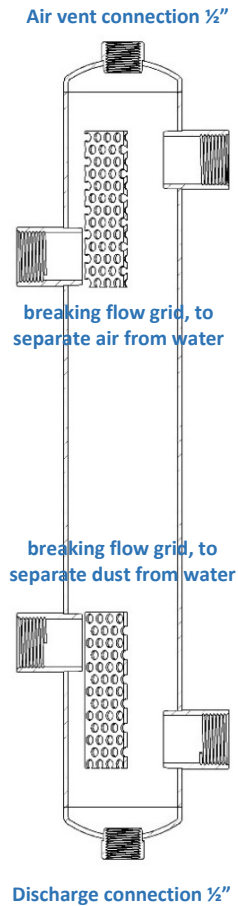


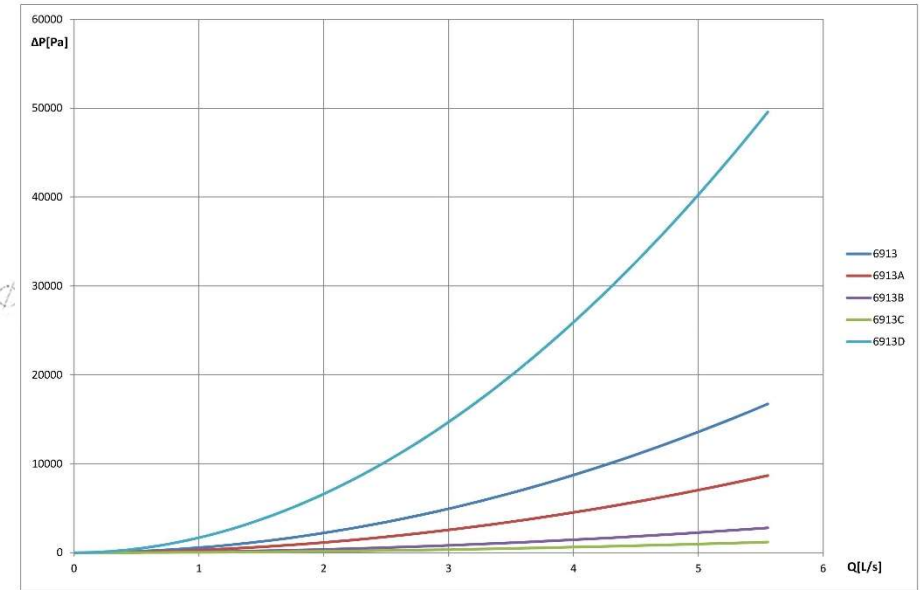
# HYDRAULIC SEPARATOR ROUND TUBE zinc plated steel technical data sheet




2 connections 1/2" in the front are for thermometers



Insulation removable, in PPE foamed polyurethane rigid closed-cell. Thickness 15mm, maximum temperature before softening 90°C



Hydraulic separators are package singular in a carton box with insulation.



CODE	SIZE OF CONNECTIONS		SIZE OF MAIN TUBE	DISTANCE LEFT SIDE	DISTANCE RIGHT SIDE	LENGTH	MAX FLOW RATE	WEIGHT	VOLUME
			A	B	G	L	m <sup>3</sup> /h (±0.5)	Kg	Liter
6913D	G 3/4"	Female	60.3 mm	228 mm	322 mm	470 mm	2.6	2.5	1.2
6913	G 1"	Female	76.1 mm	248 mm	372 mm	524 mm	4.0	3	2.3
6913A	G 1 1/4"	Female	88.9 mm	308 mm	432 mm	654 mm	6.0	4	4
6913B	G 1 1/2"	Female	114.3 mm	368 mm	492 mm	774 mm	7.8	6	7.5
6913C	G 2"	Female	139.7 mm	428 mm	552 mm	894 mm	12.3	8	13

*Manifolds with style E*