



EUGENE WATER & ELECTRIC BOARD
541-685-7000



CITY OF EUGENE
Wastewater & Stormwater
541-682-4900

Bill Date: 01/10/2023

DID YOU KNOW?

In the winter months, City of Eugene wastewater charges are based on actual water usage. If you have questions about wastewater charges, please contact the COE Utility Administration. As a reminder, the City of Eugene owns and operates the stormwater and wastewater systems in Eugene. For efficiency, your City and EWEB utility charges are all on one bill.

BILLING SUMMARY

PREVIOUS BALANCE	\$11,662.51
PAYMENT(S) MADE	-\$11,662.51
BALANCE FORWARD	\$0.00
CURRENT CHARGES due 01/25	\$9,461.29
TOTAL AMOUNT DUE	\$9,461.29

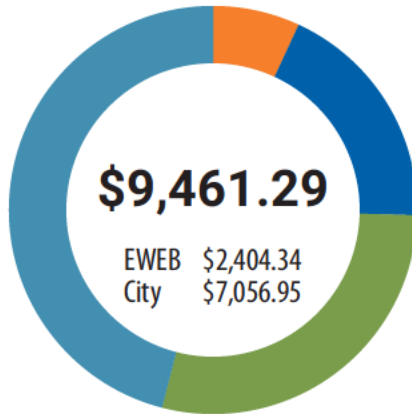
TOTAL AMOUNT DUE

by 01/25/2023

\$9,461.29

CURRENT CHARGES

12/02/2022 - 01/04/2023 (33 DAYS)



EWEB Electric	\$653.74
EWEB Water	\$1,750.60
City of Eugene Wastewater	\$2,707.72
City of Eugene Stormwater	\$4,349.23

Cost per day \$19.81 Cost per day \$53.05

See Back for Charge and Meter Details

Current Charges due by 01/25 \$9,461.29



EWEB
4200 ROOSEVELT BLVD
EUGENE OR 97402

Total Amount Due **\$9,461.29**

AUTO PAY - NO PAYMENT REQUIRED

00000000

Pay online or by phone. Details on reverse side.



0183170-EWES223833-ST.NOPRIN-001057



SEND REMITTANCE TO:



EUGENE WATER & ELECTRIC BOARD
PO BOX 35192
SEATTLE WA 98124-5192

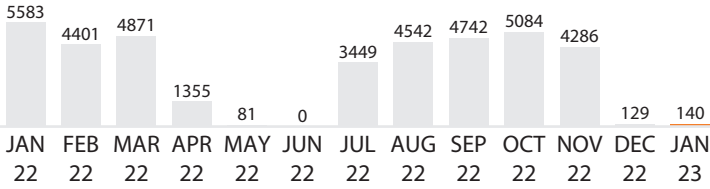
000800040366600119120000094612900000946129

ELECTRIC USAGE

 Ten 100 W light bulbs for 1 hour = 1 kWh

Meter # [REDACTED]

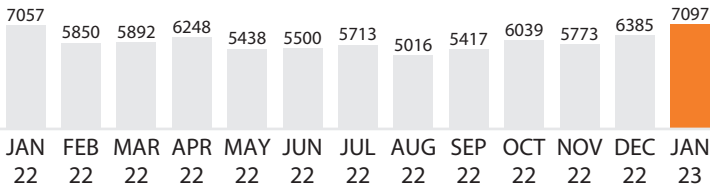
Present Reading 5256 kWh - Previous Reading 5116 kWh = Usage **140 kWh**



THIS MONTH	33 Days Billed	4 kWh/day
LAST MONTH	30 Days Billed	4 kWh/day
LAST YEAR	33 Days Billed	169 kWh/day

Meter # [REDACTED]

Present Reading 21498 kWh - Previous Reading 14401 kWh = Usage **7097 kWh**



THIS MONTH	33 Days Billed	215 kWh/day
LAST MONTH	30 Days Billed	213 kWh/day
LAST YEAR	33 Days Billed	214 kWh/day

WATER USAGE


 One thousand gallons = 1 KGAL

Meter # [REDACTED]

Present Reading 165527 KGAL - Previous Reading 165119 KGAL = Usage **408 KGAL**

WAYS TO PAY

 Online www.eweb.org  Phone 541-685-7000

 Create a profile at eweb.org for more tools and information. Learn more about managing your usage, set up alerts and notifications and manage your account.

CURRENT CHARGES DETAIL

12/02/2022 - 01/04/2023 (33 DAYS)

 **EWEB SERVICES | 541-685-7000**

ELECTRIC

METER # [REDACTED]

Cost Of Basic Service \$23.91
 Delivery Charges Small Gen Svc (140 kWh x \$0.03710) \$5.19
 Demand Charge Small Gen Svc (0.52000 kW x \$0) \$0.00
 Energy Charge - Small Gen Svc (140 kWh x \$0.07150) \$10.01

METER # [REDACTED]

Cost Of Basic Service \$23.91
 Delivery Charges Small Gen Svc (1750 kWh x \$0.03710) \$64.93
 Delivery Charges Small Gen Svc (5347 kWh x \$0.00140) \$7.49
 Demand Charge Small Gen Svc (10 kW x \$0) \$0.00
 Demand Charge Small Gen Svc (1.47000 kW x \$7.38600) \$10.86
 Energy Charge - Small Gen Svc (7097 kWh x \$0.07150) \$507.44


TOTAL \$653.74


WATER


Cost Of Basic Service \$520.84
 Watershed Recovery Fee \$18.00
 Water-General Svc-Inside City (408 KGAL x \$2.97000) \$1,211.76


TOTAL \$1,750.60

Understanding your bill

 **Cost of Basic Service:** supports fixed costs such as metering, billing and customer service. This is a charge for having service available and is billed even if no water, electricity or wastewater services are used.

 **Delivery/Demand Charge:** covers the cost of bringing power to your home or business, including maintaining the poles, lines and substations.

 **Energy Charge:** covers the cost of producing the electricity and sending it long distance to EWEB's distribution system.

 **Wastewater Charge:** Bills issued Dec. - April are based on actual water consumption. Bills issued May - Nov. are based on the previous winter's average monthly usage or on the actual water used, whichever is less.

Who do I contact? Contact **EWEB** at **541-685-7000** for water and electric questions and any account servicing requests. Contact the **City of Eugene** at **541-682-4900** for wastewater/stormwater questions.



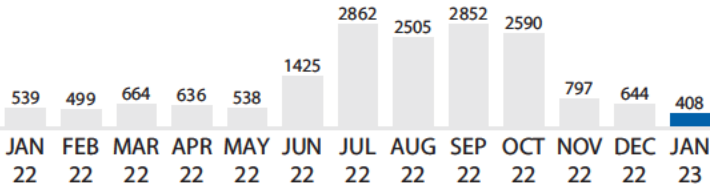
EUGENE WATER & ELECTRIC BOARD
541-685-7000



CITY OF EUGENE
Wastewater & Stormwater
541-682-4900

Bill Date: 01/10/2023

WATER USAGE (Continued)



THIS MONTH	33 Days Billed	408 KGAL/month
LAST MONTH	30 Days Billed	644 KGAL/month
LAST YEAR	33 Days Billed	539 KGAL/month

CURRENT CHARGES DETAIL (Continued)



CITY SERVICES | 541-682-4900

EWEB serves as the billing agent for City of Eugene wastewater and stormwater services. For more information, please go to www.eugene-or.gov and click on Services.



WASTEWATER

Cost Of Basic Service	\$14.51
Consumption-Based Charge (408 KGAL x \$6.601)*	\$2,693.21
<i>*based on actual water used</i>	
TOTAL	\$2,707.72



STORMWATER

Administrative Charge	\$2.11
City Of Eugene Stormwater Service 708 ESUs @ \$6.14 per ESU	\$4,347.12
<i>(ESU = 1000 square feet of impervious area)</i>	
TOTAL	\$4,349.23



00000000



EUGENE WATER & ELECTRIC BOARD
541-685-7000



CITY OF EUGENE
Wastewater & Stormwater
541-682-4900

Bill Date: 01/10/2023

DID YOU KNOW?

Did you know EWEB offers commercial lighting rebates? Participating can help you save energy while improving lighting quality, control, comfort, and security. Available rebates are based on energy savings. Find out more by visiting eweb.org/businessrebates. To speak with an expert, call 541-685-7088 or email us at ems.answers@eweb.org.

BILLING SUMMARY

PREVIOUS BALANCE	\$737.77
PAYMENT(S) MADE	-\$737.77
BALANCE FORWARD	\$0.00
CURRENT CHARGES due 01/25	\$819.58
TOTAL AMOUNT DUE	\$819.58

TOTAL AMOUNT DUE

by 01/25/2023

\$819.58

CURRENT CHARGES

12/02/2022 - 01/04/2023 (33 DAYS)



EWEB
Electric

\$819.58



Cost per day
\$24.84

See Back for Charge and Meter Details

Current Charges due by 01/25 \$819.58



EWEB
4200 ROOSEVELT BLVD
EUGENE OR 97402

Total Amount Due **\$819.58**

AUTO PAY - NO PAYMENT REQUIRED

00000000

Pay online or by phone. Details on reverse side.



0183170-EWES223833-ST.NOPRIN-001057



SEND REMITTANCE TO:



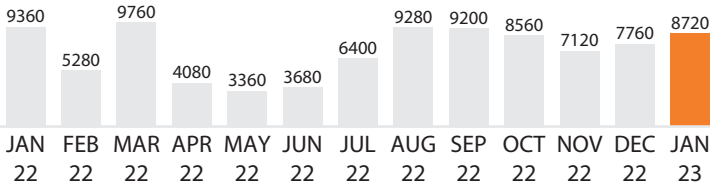
EUGENE WATER & ELECTRIC BOARD
PO BOX 35192
SEATTLE WA 98124-5192

ELECTRIC USAGE

 Ten 100 W light bulbs for 1 hour = 1 kWh

Meter # XXXXXXXXXX

Present Reading (9010 kWh) - Previous Reading (8901 kWh) X Multiplier (80) = Usage (8720 kWh)



THIS MONTH	33 Days Billed	264 kWh/day
LAST MONTH	30 Days Billed	259 kWh/day
LAST YEAR	33 Days Billed	284 kWh/day

CURRENT CHARGES DETAIL

12/02/2022 - 01/04/2023 (33 DAYS)

 **EWEB SERVICES | 541-685-7000**


ELECTRIC

Cost Of Basic Service	\$23.91
Delivery Charges Small Gen Svc (1750 kWh x \$0.03710)	\$64.93
Delivery Charges Small Gen Svc (6970 kWh x \$0.00140)	\$9.76
Demand Charge Small Gen Svc (10 kW x \$0)	\$0.00
Demand Charge Small Gen Svc (13.20000 kW x \$7.38600)	\$97.50
Energy Charge - Small Gen Svc (8720 kWh x \$0.07150)	\$623.48


TOTAL \$819.58


WAYS TO PAY


 Online www.eweb.org  Phone 541-685-7000


 Create a profile at eweb.org for more tools and information. Learn more about managing your usage, set up alerts and notifications and manage your account.

Understanding your bill

 **Cost of Basic Service:** supports fixed costs such as metering, billing and customer service. This is a charge for having service available and is billed even if no water, electricity or wastewater services are used.

 **Delivery/Demand Charge:** covers the cost of bringing power to your home or business, including maintaining the poles, lines and substations.

 **Energy Charge:** covers the cost of producing the electricity and sending it long distance to EWEB's distribution system.

 **Wastewater Charge:** Bills issued Dec. - April are based on actual water consumption. Bills issued May – Nov. are based on the previous winter's average monthly usage or on the actual water used, whichever is less.

Who do I contact? Contact **EWEB** at **541-685-7000** for water and electric questions and any account servicing requests. Contact the **City of Eugene** at **541-682-4900** for wastewater/stormwater questions.



EUGENE WATER & ELECTRIC BOARD
541-685-7000



CITY OF EUGENE
Wastewater & Stormwater
541-682-4900

Bill Date: 01/10/2023

DID YOU KNOW?

Did you know EWEB offers commercial lighting rebates? Participating can help you save energy while improving lighting quality, control, comfort, and security. Available rebates are based on energy savings. Find out more by visiting eweb.org/businessrebates. To speak with an expert, call 541-685-7088 or email us at ems.answers@eweb.org.

BILLING SUMMARY

PREVIOUS BALANCE	\$49.97
PAYMENT(S) MADE	-\$49.97
BALANCE FORWARD	\$0.00
CURRENT CHARGES due 01/25	\$41.29
TOTAL AMOUNT DUE	\$41.29

TOTAL AMOUNT DUE

by 01/25/2023

\$41.29

CURRENT CHARGES

12/02/2022 - 01/04/2023 (33 DAYS)



EWEB
Electric

\$41.29



Cost per day
\$1.25

See Back for Charge and Meter Details

Current Charges due by 01/25

\$41.29



EWEB
4200 ROOSEVELT BLVD
EUGENE OR 97402

Total Amount Due \$41.29

AUTO PAY - NO PAYMENT REQUIRED

00000000

Pay online or by phone. Details on reverse side.



0183170-EWES223833-ST.NOPRIN-001057



SEND REMITTANCE TO:



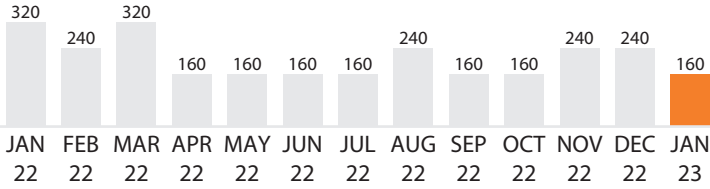
EUGENE WATER & ELECTRIC BOARD
PO BOX 35192
SEATTLE WA 98124-5192

ELECTRIC USAGE

 Ten 100 W light bulbs for 1 hour = 1 kWh

Meter # XXXXXXXXXX

Present Reading (1600 kWh) - Previous Reading (1598 kWh) X Multiplier (80) = Usage (160 kWh)



THIS MONTH	33 Days Billed	5 kWh/day
LAST MONTH	30 Days Billed	8 kWh/day
LAST YEAR	33 Days Billed	10 kWh/day

CURRENT CHARGES DETAIL

12/02/2022 - 01/04/2023 (33 DAYS)


 **EWEB SERVICES | 541-685-7000**

ELECTRIC


Cost Of Basic Service	\$23.91
Delivery Charges Small Gen Svc (160 kWh x \$0.03710)	\$5.94
Demand Charge Small Gen Svc (3.20000 kW x \$0)	\$0.00
Energy Charge - Small Gen Svc (160 kWh x \$0.07150)	\$11.44
TOTAL	\$41.29


WAYS TO PAY


 Online www.eweb.org  Phone 541-685-7000


 Create a profile at eweb.org for more tools and information. Learn more about managing your usage, set up alerts and notifications and manage your account.

Understanding your bill

 **Cost of Basic Service:** supports fixed costs such as metering, billing and customer service. This is a charge for having service available and is billed even if no water, electricity or wastewater services are used.

 **Delivery/Demand Charge:** covers the cost of bringing power to your home or business, including maintaining the poles, lines and substations.

 **Energy Charge:** covers the cost of producing the electricity and sending it long distance to EWEB's distribution system.

 **Wastewater Charge:** Bills issued Dec. - April are based on actual water consumption. Bills issued May – Nov. are based on the previous winter's average monthly usage or on the actual water used, whichever is less.

Who do I contact? Contact **EWEB** at **541-685-7000** for water and electric questions and any account servicing requests. Contact the **City of Eugene** at **541-682-4900** for wastewater/stormwater questions.



EUGENE WATER & ELECTRIC BOARD
541-685-7000



CITY OF EUGENE
Wastewater & Stormwater
541-682-4900

Bill Date: 02/08/2023

DID YOU KNOW?

New water and electric prices go into effect this month. Visit eweb.org/RateInfo to learn how your rates are being used to provide you with safe, reliable services.

BILLING SUMMARY

PREVIOUS BALANCE	\$9,461.29
PAYMENT(S) MADE	-\$9,461.29
BALANCE FORWARD	\$0.00
CURRENT CHARGES due 02/23	\$8,927.00
TOTAL AMOUNT DUE	\$8,927.00

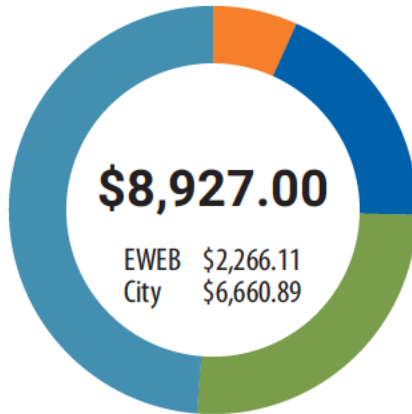
TOTAL AMOUNT DUE

by 02/23/2023

\$8,927.00

CURRENT CHARGES

01/04/2023 - 02/02/2023 (29 DAYS)



EWEB	Electric	\$600.52
EWEB	Water	\$1,665.59
City of Eugene	Wastewater	\$2,311.66
City of Eugene	Stormwater	\$4,349.23

Cost per day \$20.71 Cost per day \$57.43

See Back for Charge and Meter Details

Current Charges due by 02/23 \$8,927.00



EWEB
4200 ROOSEVELT BLVD
EUGENE OR 97402

Total Amount Due **\$8,927.00**

AUTO PAY - NO PAYMENT REQUIRED

Pay online or by phone. Details on reverse side.



0184835-EWES226330-ST.NOPRIN-001057

SEND REMITTANCE TO:




EUGENE WATER & ELECTRIC BOARD
PO BOX 35192
SEATTLE WA 98124-5192



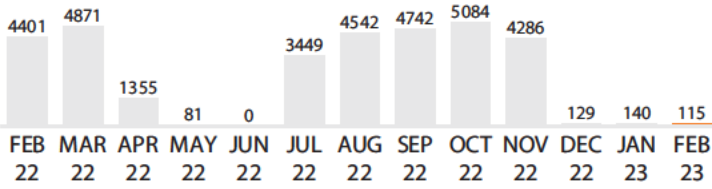
00000000

ELECTRIC USAGE

 Ten 100 W light bulbs for 1 hour = 1 kWh

Meter # [REDACTED]

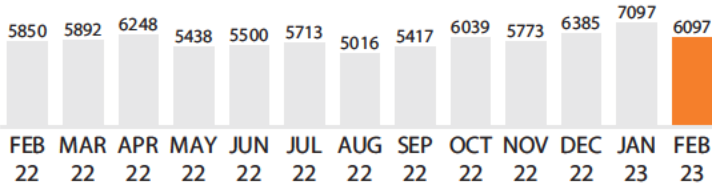
Present Reading 5371 kWh - Previous Reading 5256 kWh = Usage 115 kWh



THIS MONTH	29 Days Billed	4 kWh/day
LAST MONTH	33 Days Billed	4 kWh/day
LAST YEAR	29 Days Billed	152 kWh/day

Meter # [REDACTED]

Present Reading 27595 kWh - Previous Reading 21498 kWh = Usage 6097 kWh



THIS MONTH	29 Days Billed	210 kWh/day
LAST MONTH	33 Days Billed	215 kWh/day
LAST YEAR	29 Days Billed	202 kWh/day

WATER USAGE


 One thousand gallons = 1 KGAL

Meter # [REDACTED]

Present Reading 165875 KGAL - Previous Reading 165527 KGAL = Usage 348 KGAL

WAYS TO PAY

Online www.eweb.org Phone 541-685-7000

 Create a profile at eweb.org for more tools and information. Learn more about managing your usage, set up alerts and notifications and manage your account.

CURRENT CHARGES DETAIL

01/04/2023 - 02/02/2023 (29 DAYS)

 **EWEB SERVICES | 541-685-7000**

ELECTRIC

METER # [REDACTED]

Cost Of Basic Service \$27.50
 Delivery Charges Small Gen Svc (115 kWh x \$0.03800) \$4.37
 Demand Charge Small Gen Svc (3.38000 kW x \$0) \$0.00
 Energy Charge - Small Gen Svc (115 kWh x \$0.07320) \$8.42

METER # [REDACTED]

Cost Of Basic Service \$27.50
 Delivery Charges Small Gen Svc (1750 kWh x \$0.03800) \$66.50
 Delivery Charges Small Gen Svc (4347 kWh x \$0.00140) \$6.09
 Demand Charge Small Gen Svc (10 kW x \$0) \$0.00
 Demand Charge Small Gen Svc (1.83000 kW x \$7.56300) \$13.84
 Energy Charge - Small Gen Svc (6097 kWh x \$0.07320) \$446.30


TOTAL \$600.52


WATER


Cost Of Basic Service \$552.09
 Watershed Recovery Fee \$18.00
 Water-General Svc-Inside City (348 KGAL x \$3.14800) \$1,095.50


TOTAL \$1,665.59

Understanding your bill

 **Cost of Basic Service:** supports fixed costs such as metering, billing and customer service. This is a charge for having service available and is billed even if no water, electricity or wastewater services are used.

 **Delivery/Demand Charge:** covers the cost of bringing power to your home or business, including maintaining the poles, lines and substations.

 **Energy Charge:** covers the cost of producing the electricity and sending it long distance to EWEB's distribution system.

 **Wastewater Charge:** Bills issued Dec. - April are based on actual water consumption. Bills issued May - Nov. are based on the previous winter's average monthly usage or on the actual water used, whichever is less.

Who do I contact? Contact **EWEB** at **541-685-7000** for water and electric questions and any account servicing requests. Contact the **City of Eugene** at **541-682-4900** for wastewater/stormwater questions.



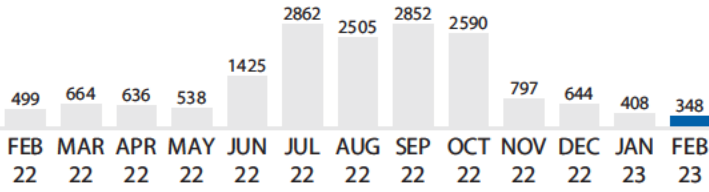
EUGENE WATER & ELECTRIC BOARD
541-685-7000



CITY OF EUGENE
Wastewater & Stormwater
541-682-4900

Bill Date: 02/08/2023

WATER USAGE (Continued)



THIS MONTH	29 Days Billed	348 KGAL/month
LAST MONTH	33 Days Billed	408 KGAL/month
LAST YEAR	29 Days Billed	499 KGAL/month

CURRENT CHARGES DETAIL (Continued)



CITY SERVICES | 541-682-4900

EWEB serves as the billing agent for City of Eugene wastewater and stormwater services. For more information, please go to www.eugene-or.gov and click on Services.



WASTEWATER

Cost Of Basic Service	\$14.51
Consumption-Based Charge (348 KGAL x \$6.601)*	\$2,297.15
<i>*based on actual water used</i>	
TOTAL	\$2,311.66



STORMWATER

Administrative Charge	\$2.11
City Of Eugene Stormwater Service 708 ESUs @ \$6.14 per ESU	\$4,347.12
(ESU = 1000 square feet of impervious area)	
TOTAL	\$4,349.23



00000000

EWEB'S PLAN FOR A CLEAN ENERGY FUTURE

EWEB is developing a plan – called an Integrated Resource Plan – to ensure that Eugene has a sufficient supply of reliable, affordable and clean electricity in the decades ahead.

And we want you to participate in the process!

What is an Integrated Resource Plan (IRP)?

An IRP is a planning document that helps us decide what combination of energy resources EWEB should procure in the next 20 years to meet the needs of our customers. Should we continue to rely on hydropower? Should we build new wind farms? Should we spend money to encourage our customers to conserve electricity?

How much work has been done on the IRP so far?

We've been working on this for about a year, but we still have a lot of work left to do! In December, we released an initial public draft of the IRP. This draft is the summary of our analysis so far. It contains one option for a future portfolio of energy resources that EWEB can pursue. But we know there are other options.

And that's the exciting part. We are continuing our analysis – and we want you to join us. What questions should we explore as we continue our analysis?

What is the climate impact of your electricity?

EWEB's electricity is approximately 90% carbon-free, largely because of low-cost hydropower from dams on the Columbia River. But we need to do better. EWEB has committed to ensuring our electricity is 95% carbon-free by 2030. This requirement is foundational to our IRP.



"The energy industry is undergoing enormous change. We are looking forward to charting our path to a future of clean, reliable and affordable energy." - EWEB General Manager Frank Lawson

Read more, and check out related news at eweb.org/IRP.



WE WANT
YOUR
FEEDBACK

Visit our website to submit comments and questions.



Learn more about the IRP, follow the process, join our email list, and find out about upcoming events, including a town hall on Feb. 21.

 eweb.org/IRP

Key insights from the IRP initial public draft

We have published an initial public draft of the 2022 IRP, and we encourage you to read it. Here's what we learned:



Demand for electricity will grow. We forecast that demand for electricity is going to rise by about 2% per year starting around 2030 as more people switch to electric vehicles and electric heat pumps.



Legacy hydropower is a good fit for EWEB's needs. Hydro is a cheap, carbon-free resource that can generate energy at a moment's notice to meet our customers' demand. Continuing to rely on hydropower is a smart idea.



Wind and batteries offer a possible path forward. One option to meet increased demand is to build new wind farms paired with large, utility-scale batteries. This makes sense because, here in the Northwest, wind is an abundant renewable resource that, unlike solar energy, generally produces power when EWEB has peak needs. And large utility-scale batteries would help smooth gaps in that power generation.



EWEB needs to develop customer programs responsive to energy need. Together we can reduce demand for electricity, especially when demand is at its peak. Electricity used during peaks is generally more expensive for EWEB to provide, and it is also associated with higher carbon emissions.

GreenOptions

As an EWEB customer, you're already using clean, renewable energy and investing in McKenzie Watershed protection. But together we can do more.

- Save energy & water
- Find electric transportation incentives
- Invest in renewable energy
- Fund local projects
- Join our list of Lead Green businesses
- eweb.org/GreenOptions

Your Board of Commissioners

Wards 6 & 7	Sonya Carlson (President)
Wards 2 & 3	John Barofsky (Vice President)
Wards 4 & 5	John Brown
Wards 1 & 8	Matt McRae
At-large	Mindy Schlossberg

The citizens of Eugene elect five commissioners to four-year terms. They dedicate their service to the utility as volunteers without pay. Commissioners hold regularly scheduled public meetings on the first Tuesday of each month, typically at 5:30 p.m. Our customer-owners are welcome and encouraged to participate. Meetings are streamed live and archived on eweb.org/board.



EUGENE WATER & ELECTRIC BOARD
541-685-7000



CITY OF EUGENE
Wastewater & Stormwater
541-682-4900

Bill Date: 02/08/2023

DID YOU KNOW?

New water and electric prices go into effect this month. Visit eweb.org/RateInfo to learn how your rates are being used to provide you with safe, reliable services.

BILLING SUMMARY

PREVIOUS BALANCE	\$819.58
PAYMENT(S) MADE	-\$819.58
BALANCE FORWARD	\$0.00
CURRENT CHARGES due 02/23	\$662.69
TOTAL AMOUNT DUE	\$662.69

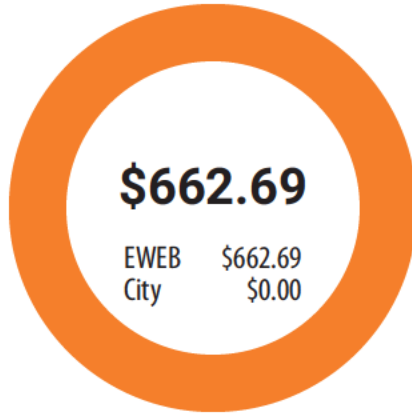
TOTAL AMOUNT DUE

by 02/23/2023

\$662.69

CURRENT CHARGES

01/04/2023 - 02/02/2023 (29 DAYS)



EWB
Electric

\$662.69



Cost per day
\$22.85

See Back for Charge and Meter Details

Current Charges due by 02/23 \$662.69



EWB
4200 ROOSEVELT BLVD
EUGENE OR 97402

Total Amount Due **\$662.69**

AUTO PAY - NO PAYMENT REQUIRED

00000000

Pay online or by phone. Details on reverse side.



0184835-EWES226330-ST.NOPRIN-001057



SEND REMITTANCE TO:



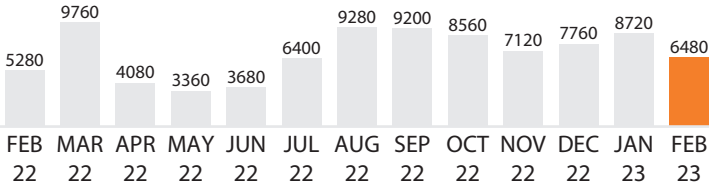
EUGENE WATER & ELECTRIC BOARD
PO BOX 35192
SEATTLE WA 98124-5192

ELECTRIC USAGE

 Ten 100 W light bulbs for 1 hour = 1 kWh

Meter # XXXXXXXXXX

Present Reading (9091 kWh) - Previous Reading (9010 kWh) X Multiplier (80) = Usage (6480 kWh)



THIS MONTH	29 Days Billed	223 kWh/day
LAST MONTH	33 Days Billed	264 kWh/day
LAST YEAR	29 Days Billed	182 kWh/day

CURRENT CHARGES DETAIL

01/04/2023 - 02/02/2023 (29 DAYS)


 **EWEB SERVICES | 541-685-7000**

ELECTRIC


Cost Of Basic Service	\$27.50
Delivery Charges Small Gen Svc (1750 kWh x \$0.03800)	\$66.50
Delivery Charges Small Gen Svc (4730 kWh x \$0.00140)	\$6.62
Demand Charge Small Gen Svc (10 kW x \$0)	\$0.00
Demand Charge Small Gen Svc (11.60000 kW x \$7.56300)	\$87.73
Energy Charge - Small Gen Svc (6480 kWh x \$0.07320)	\$474.34
TOTAL	\$662.69


WAYS TO PAY


 Online www.eweb.org  Phone 541-685-7000


 Create a profile at eweb.org for more tools and information. Learn more about managing your usage, set up alerts and notifications and manage your account.

Understanding your bill

 **Cost of Basic Service:** supports fixed costs such as metering, billing and customer service. This is a charge for having service available and is billed even if no water, electricity or wastewater services are used.

 **Delivery/Demand Charge:** covers the cost of bringing power to your home or business, including maintaining the poles, lines and substations.

 **Energy Charge:** covers the cost of producing the electricity and sending it long distance to EWEB's distribution system.

 **Wastewater Charge:** Bills issued Dec. - April are based on actual water consumption. Bills issued May – Nov. are based on the previous winter's average monthly usage or on the actual water used, whichever is less.

Who do I contact? Contact **EWEB** at **541-685-7000** for water and electric questions and any account servicing requests. Contact the **City of Eugene** at **541-682-4900** for wastewater/stormwater questions.

EWEB'S PLAN FOR A CLEAN ENERGY FUTURE

EWEB is developing a plan – called an Integrated Resource Plan – to ensure that Eugene has a sufficient supply of reliable, affordable and clean electricity in the decades ahead.

And we want you to participate in the process!

What is an Integrated Resource Plan (IRP)?

An IRP is a planning document that helps us decide what combination of energy resources EWEB should procure in the next 20 years to meet the needs of our customers. Should we continue to rely on hydropower? Should we build new wind farms? Should we spend money to encourage our customers to conserve electricity?

How much work has been done on the IRP so far?

We've been working on this for about a year, but we still have a lot of work left to do! In December, we released an initial public draft of the IRP. This draft is the summary of our analysis so far. It contains one option for a future portfolio of energy resources that EWEB can pursue. But we know there are other options.

And that's the exciting part. We are continuing our analysis – and we want you to join us. What questions should we explore as we continue our analysis?

What is the climate impact of your electricity?

EWEB's electricity is approximately 90% carbon-free, largely because of low-cost hydropower from dams on the Columbia River. But we need to do better. EWEB has committed to ensuring our electricity is 95% carbon-free by 2030. This requirement is foundational to our IRP.



"The energy industry is undergoing enormous change. We are looking forward to charting our path to a future of clean, reliable and affordable energy." - EWEB General Manager Frank Lawson

Read more, and check out related news at eweb.org/IRP.



WE WANT
YOUR
FEEDBACK

Visit our website to submit comments and questions.



Learn more about the IRP, follow the process, join our email list, and find out about upcoming events, including a town hall on Feb. 21.

 eweb.org/IRP

Key insights from the IRP initial public draft

We have published an initial public draft of the 2022 IRP, and we encourage you to read it. Here's what we learned:



Demand for electricity will grow. We forecast that demand for electricity is going to rise by about 2% per year starting around 2030 as more people switch to electric vehicles and electric heat pumps.



Legacy hydropower is a good fit for EWEB's needs. Hydro is a cheap, carbon-free resource that can generate energy at a moment's notice to meet our customers' demand. Continuing to rely on hydropower is a smart idea.



Wind and batteries offer a possible path forward. One option to meet increased demand is to build new wind farms paired with large, utility-scale batteries. This makes sense because, here in the Northwest, wind is an abundant renewable resource that, unlike solar energy, generally produces power when EWEB has peak needs. And large utility-scale batteries would help smooth gaps in that power generation.



EWEB needs to develop customer programs responsive to energy need. Together we can reduce demand for electricity, especially when demand is at its peak. Electricity used during peaks is generally more expensive for EWEB to provide, and it is also associated with higher carbon emissions.

GreenOptions

As an EWEB customer, you're already using clean, renewable energy and investing in McKenzie Watershed protection. But together we can do more.

- Save energy & water
- Find electric transportation incentives
- Invest in renewable energy
- Fund local projects
- Join our list of Lead Green businesses
- eweb.org/GreenOptions

Your Board of Commissioners

Wards 6 & 7	Sonya Carlson (President)
Wards 2 & 3	John Barofsky (Vice President)
Wards 4 & 5	John Brown
Wards 1 & 8	Matt McRae
At-large	Mindy Schlossberg

The citizens of Eugene elect five commissioners to four-year terms. They dedicate their service to the utility as volunteers without pay. Commissioners hold regularly scheduled public meetings on the first Tuesday of each month, typically at 5:30 p.m. Our customer-owners are welcome and encouraged to participate. Meetings are streamed live and archived on eweb.org/board.



EUGENE WATER & ELECTRIC BOARD
541-685-7000



CITY OF EUGENE
Wastewater & Stormwater
541-682-4900

Bill Date: 02/08/2023

DID YOU KNOW?

New water and electric prices go into effect this month. Visit eweb.org/RateInfo to learn how your rates are being used to provide you with safe, reliable services.

BILLING SUMMARY

PREVIOUS BALANCE	\$41.29
PAYMENT(S) MADE	-\$41.29
BALANCE FORWARD	\$0.00
CURRENT CHARGES due 02/23	\$45.29
TOTAL AMOUNT DUE	\$45.29

TOTAL AMOUNT DUE

by 02/23/2023

\$45.29

CURRENT CHARGES

01/04/2023 - 02/02/2023 (29 DAYS)



EWB
Electric

\$45.29



Cost per day
\$1.56

See Back for Charge and Meter Details

Current Charges due by 02/23 \$45.29



EWB
4200 ROOSEVELT BLVD
EUGENE OR 97402

Total Amount Due **\$45.29**

AUTO PAY - NO PAYMENT REQUIRED

00000000

Pay online or by phone. Details on reverse side.



0184835-EWES226330-ST.NOPRIN-001057



SEND REMITTANCE TO:



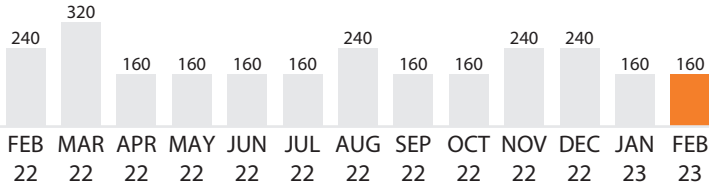
EUGENE WATER & ELECTRIC BOARD
PO BOX 35192
SEATTLE WA 98124-5192

ELECTRIC USAGE

 Ten 100 W light bulbs for 1 hour = 1 kWh

Meter # XXXXXXXXXX

Present Reading (1602 kWh) - Previous Reading (1600 kWh) X Multiplier (80) = Usage (160 kWh)



THIS MONTH	29 Days Billed	6 kWh/day
LAST MONTH	33 Days Billed	5 kWh/day
LAST YEAR	29 Days Billed	8 kWh/day

CURRENT CHARGES DETAIL

01/04/2023 - 02/02/2023 (29 DAYS)



EWEB SERVICES | 541-685-7000




ELECTRIC


Cost Of Basic Service	\$27.50
Delivery Charges Small Gen Svc (160 kWh x \$0.03800)	\$6.08
Demand Charge Small Gen Svc (0.80000 kW x \$0)	\$0.00
Energy Charge - Small Gen Svc (160 kWh x \$0.07320)	\$11.71
TOTAL	\$45.29


WAYS TO PAY


 Online www.eweb.org  Phone 541-685-7000


 Create a profile at eweb.org for more tools and information. Learn more about managing your usage, set up alerts and notifications and manage your account.

Understanding your bill

 **Cost of Basic Service:** supports fixed costs such as metering, billing and customer service. This is a charge for having service available and is billed even if no water, electricity or wastewater services are used.

 **Delivery/Demand Charge:** covers the cost of bringing power to your home or business, including maintaining the poles, lines and substations.

 **Energy Charge:** covers the cost of producing the electricity and sending it long distance to EWEB's distribution system.

 **Wastewater Charge:** Bills issued Dec. - April are based on actual water consumption. Bills issued May - Nov. are based on the previous winter's average monthly usage or on the actual water used, whichever is less.

Who do I contact? Contact **EWEB** at **541-685-7000** for water and electric questions and any account servicing requests. Contact the **City of Eugene** at **541-682-4900** for wastewater/stormwater questions.

EWEB'S PLAN FOR A CLEAN ENERGY FUTURE

EWEB is developing a plan – called an Integrated Resource Plan – to ensure that Eugene has a sufficient supply of reliable, affordable and clean electricity in the decades ahead.

And we want you to participate in the process!

What is an Integrated Resource Plan (IRP)?

An IRP is a planning document that helps us decide what combination of energy resources EWEB should procure in the next 20 years to meet the needs of our customers. Should we continue to rely on hydropower? Should we build new wind farms? Should we spend money to encourage our customers to conserve electricity?

How much work has been done on the IRP so far?

We've been working on this for about a year, but we still have a lot of work left to do! In December, we released an initial public draft of the IRP. This draft is the summary of our analysis so far. It contains one option for a future portfolio of energy resources that EWEB can pursue. But we know there are other options.

And that's the exciting part. We are continuing our analysis – and we want you to join us. What questions should we explore as we continue our analysis?

What is the climate impact of your electricity?

EWEB's electricity is approximately 90% carbon-free, largely because of low-cost hydropower from dams on the Columbia River. But we need to do better. EWEB has committed to ensuring our electricity is 95% carbon-free by 2030. This requirement is foundational to our IRP.



"The energy industry is undergoing enormous change. We are looking forward to charting our path to a future of clean, reliable and affordable energy." - EWEB General Manager Frank Lawson

Read more, and check out related news at eweb.org/IRP.



WE WANT
YOUR
FEEDBACK

Visit our website to submit comments and questions.



Learn more about the IRP, follow the process, join our email list, and find out about upcoming events, including a town hall on Feb. 21.

 eweb.org/IRP

Key insights from the IRP initial public draft

We have published an initial public draft of the 2022 IRP, and we encourage you to read it. Here's what we learned:



Demand for electricity will grow. We forecast that demand for electricity is going to rise by about 2% per year starting around 2030 as more people switch to electric vehicles and electric heat pumps.



Legacy hydropower is a good fit for EWEB's needs. Hydro is a cheap, carbon-free resource that can generate energy at a moment's notice to meet our customers' demand. Continuing to rely on hydropower is a smart idea.



Wind and batteries offer a possible path forward. One option to meet increased demand is to build new wind farms paired with large, utility-scale batteries. This makes sense because, here in the Northwest, wind is an abundant renewable resource that, unlike solar energy, generally produces power when EWEB has peak needs. And large utility-scale batteries would help smooth gaps in that power generation.



EWEB needs to develop customer programs responsive to energy need. Together we can reduce demand for electricity, especially when demand is at its peak. Electricity used during peaks is generally more expensive for EWEB to provide, and it is also associated with higher carbon emissions.

GreenOptions

As an EWEB customer, you're already using clean, renewable energy and investing in McKenzie Watershed protection. But together we can do more.

- Save energy & water
- Find electric transportation incentives
- Invest in renewable energy
- Fund local projects
- Join our list of Lead Green businesses
- eweb.org/GreenOptions

Your Board of Commissioners

Wards 6 & 7	Sonya Carlson (President)
Wards 2 & 3	John Barofsky (Vice President)
Wards 4 & 5	John Brown
Wards 1 & 8	Matt McRae
At-large	Mindy Schlossberg

The citizens of Eugene elect five commissioners to four-year terms. They dedicate their service to the utility as volunteers without pay. Commissioners hold regularly scheduled public meetings on the first Tuesday of each month, typically at 5:30 p.m. Our customer-owners are welcome and encouraged to participate. Meetings are streamed live and archived on eweb.org/board.



EUGENE WATER & ELECTRIC BOARD
541-685-7000



CITY OF EUGENE
Wastewater & Stormwater
541-682-4900

Bill Date: 03/09/2023

DID YOU KNOW?

Is your irrigation system ready for Spring? Properly draining your irrigation system can help prevent busted pipes and leaks. A system that has a leak the thickness of a dime can waste roughly 6,300 gallons of water per month. Learn more about conservation at eweb.org/business.

BILLING SUMMARY

PREVIOUS BALANCE	\$8,927.00
PAYMENT(S) MADE	-\$8,927.00
BALANCE FORWARD	\$0.00
CURRENT CHARGES due 03/24	\$9,164.42
TOTAL AMOUNT DUE	\$9,164.42

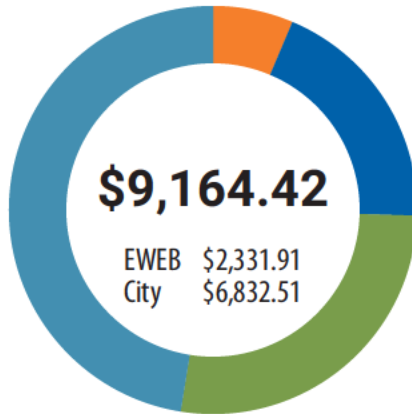
TOTAL AMOUNT DUE

by 03/24/2023

\$9,164.42

CURRENT CHARGES

02/02/2023 - 03/03/2023 (29 DAYS)



	EWEB Electric	\$584.47
	EWEB Water	\$1,747.44
	City of Eugene Wastewater	\$2,483.28
	City of Eugene Stormwater	\$4,349.23

Cost per day \$20.15 Cost per day \$60.26

See Back for Charge and Meter Details

Current Charges due by 03/24 \$9,164.42



EWEB
4200 ROOSEVELT BLVD
EUGENE OR 97402

Total Amount Due **\$9,164.42**

AUTO PAY - NO PAYMENT REQUIRED

00000000

Pay online or by phone. Details on reverse side.



0186520-EWES228800-ST.NOPRIN-001051



SEND REMITTANCE TO:



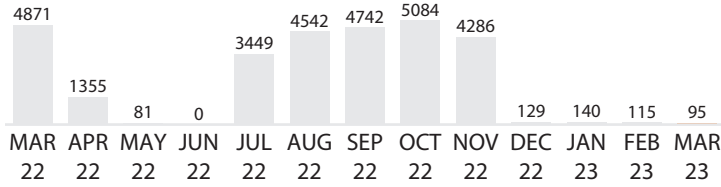
EUGENE WATER & ELECTRIC BOARD
PO BOX 35192
SEATTLE WA 98124-5192

ELECTRIC USAGE

 Ten 100 W light bulbs for 1 hour = 1 kWh

Meter # [REDACTED]

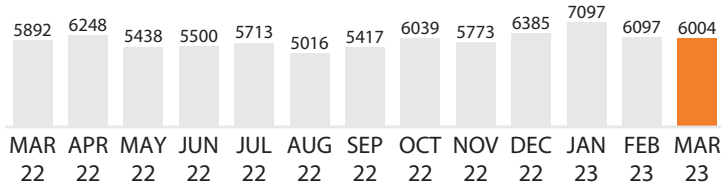
Present Reading 5466 kWh - Previous Reading 5371 kWh = Usage **95 kWh**



THIS MONTH	29 Days Billed	3 kWh/day
LAST MONTH	29 Days Billed	4 kWh/day
LAST YEAR	29 Days Billed	168 kWh/day

Meter # [REDACTED]

Present Reading 33599 kWh - Previous Reading 27595 kWh = Usage **6004 kWh**



THIS MONTH	29 Days Billed	207 kWh/day
LAST MONTH	29 Days Billed	210 kWh/day
LAST YEAR	29 Days Billed	203 kWh/day

WATER USAGE


 One thousand gallons = 1 KGAL

Meter # [REDACTED]

Present Reading 166249 KGAL - Previous Reading 165875 KGAL = Usage **374 KGAL**

WAYS TO PAY

 Online www.eweb.org
 Phone 541-685-7000

 Create a profile at eweb.org for more tools and information. Learn more about managing your usage, set up alerts and notifications and manage your account.

CURRENT CHARGES DETAIL

02/02/2023 - 03/03/2023 (29 DAYS)

 **EWEB SERVICES | 541-685-7000**

ELECTRIC

METER # [REDACTED]

Cost Of Basic Service \$27.50
 Delivery Charges Small Gen Svc (95 kWh x \$0.03800) \$3.61
 Demand Charge Small Gen Svc (0.23000 kW x \$0) \$0.00
 Energy Charge - Small Gen Svc (95 kWh x \$0.07320) \$6.95

METER # [REDACTED]

Cost Of Basic Service \$27.50
 Delivery Charges Small Gen Svc (1750 kWh x \$0.03800) \$66.50
 Delivery Charges Small Gen Svc (4254 kWh x \$0.00140) \$5.96
 Demand Charge Small Gen Svc (10 kW x \$0) \$0.00
 Demand Charge Small Gen Svc (0.92000 kW x \$7.56300) \$6.96
 Energy Charge - Small Gen Svc (6004 kWh x \$0.07320) \$439.49

TOTAL \$584.47

WATER

Cost Of Basic Service \$552.09
 Watershed Recovery Fee \$18.00
 Water-General Svc-Inside City (374 KGAL x \$3.14800) \$1,177.35


TOTAL \$1,747.44


 **CITY SERVICES | 541-682-4900**


EWEB serves as the billing agent for City of Eugene wastewater and stormwater services. For more information, please go to www.eugene-or.gov and click on Services.


WASTEWATER

Understanding your bill

 **Cost of Basic Service:** supports fixed costs such as metering, billing and customer service. This is a charge for having service available and is billed even if no water, electricity or wastewater services are used.

 **Delivery/Demand Charge:** covers the cost of bringing power to your home or business, including maintaining the poles, lines and substations.

 **Energy Charge:** covers the cost of producing the electricity and sending it long distance to EWEB's distribution system.

 **Wastewater Charge:** Bills issued Dec. - April are based on actual water consumption. Bills issued May - Nov. are based on the previous winter's average monthly usage or on the actual water used, whichever is less.

Who do I contact? Contact **EWEB** at **541-685-7000** for water and electric questions and any account servicing requests. Contact the **City of Eugene** at **541-682-4900** for wastewater/stormwater questions.



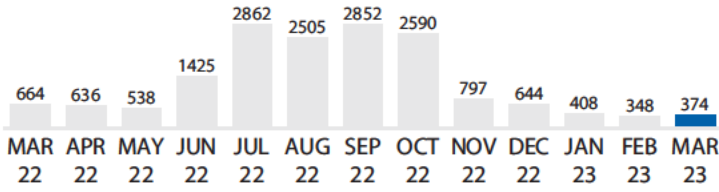
EUGENE WATER & ELECTRIC BOARD
541-685-7000



CITY OF EUGENE
Wastewater & Stormwater
541-682-4900

Bill Date: 03/09/2023

WATER USAGE (Continued)



THIS MONTH	29 Days Billed	374 KGAL/month
LAST MONTH	29 Days Billed	348 KGAL/month
LAST YEAR	29 Days Billed	664 KGAL/month

CURRENT CHARGES DETAIL (Continued)

Cost Of Basic Service	\$14.51
Consumption-Based Charge (374 KGAL x \$6.601)*	\$2,468.77
<i>*based on actual water used</i>	
TOTAL	\$2,483.28



STORMWATER

Administrative Charge	\$2.11
City Of Eugene Stormwater Service 708 ESUs @ \$6.14 per ESU	\$4,347.12
(ESU = 1000 square feet of impervious area)	
TOTAL	\$4,349.23





EUGENE WATER & ELECTRIC BOARD
541-685-7000



CITY OF EUGENE
Wastewater & Stormwater
541-682-4900

Bill Date: 03/09/2023

DID YOU KNOW?

Your heating could account for nearly half of your business' energy bills. Reduce wasted energy by regularly changing HVAC filters, installing programmable thermostats, and getting regular quality maintenance. EWEB may be able to help with upgrading older equipment with high-efficiency heating and cooling systems. To find out if you qualify, go to eweb.org/businessrebates.

BILLING SUMMARY

PREVIOUS BALANCE	\$662.69
PAYMENT(S) MADE	-\$662.69
BALANCE FORWARD	\$0.00
CURRENT CHARGES due 03/24	\$501.64
TOTAL AMOUNT DUE	\$501.64

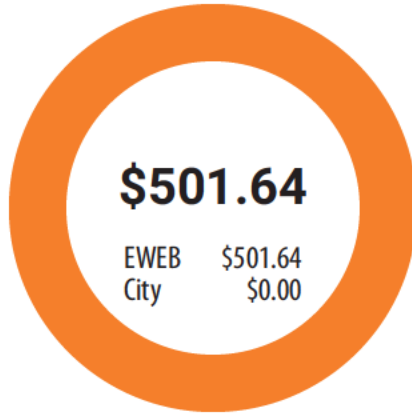
TOTAL AMOUNT DUE

by 03/24/2023

\$501.64

CURRENT CHARGES

02/02/2023 - 03/03/2023 (29 DAYS)



EWEB

Electric

\$501.64



Cost per day
\$17.30

See Back for Charge and Meter Details

Current Charges due by 03/24 \$501.64



EWEB
4200 ROOSEVELT BLVD
EUGENE OR 97402

Total Amount Due \$501.64

AUTO PAY - NO PAYMENT REQUIRED

00000000

Pay online or by phone. Details on reverse side.



0186520-EWES228800-ST.NOPRIN-001051



SEND REMITTANCE TO:



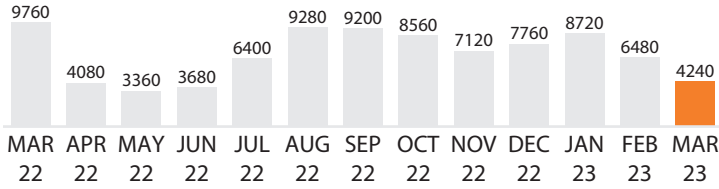
EUGENE WATER & ELECTRIC BOARD
PO BOX 35192
SEATTLE WA 98124-5192

ELECTRIC USAGE

 Ten 100 W light bulbs for 1 hour = 1 kWh

Meter # XXXXXXXXXX

Present Reading (9144 kWh) - Previous Reading (9091 kWh) X Multiplier (80) = Usage (4240 kWh)



THIS MONTH	29 Days Billed	146 kWh/day
LAST MONTH	29 Days Billed	223 kWh/day
LAST YEAR	29 Days Billed	337 kWh/day

CURRENT CHARGES DETAIL

02/02/2023 - 03/03/2023 (29 DAYS)


 **EWEB SERVICES | 541-685-7000**

ELECTRIC


Cost Of Basic Service	\$27.50
Delivery Charges Small Gen Svc (1750 kWh x \$0.03800)	\$66.50
Delivery Charges Small Gen Svc (2490 kWh x \$0.00140)	\$3.49
Demand Charge Small Gen Svc (10 kW x \$0)	\$0.00
Demand Charge Small Gen Svc (12.40000 kW x \$7.56300)	\$93.78
Energy Charge - Small Gen Svc (4240 kWh x \$0.07320)	\$310.37
TOTAL	\$501.64


WAYS TO PAY


 Online www.eweb.org  Phone 541-685-7000


 Create a profile at eweb.org for more tools and information. Learn more about managing your usage, set up alerts and notifications and manage your account.

Understanding your bill

 **Cost of Basic Service:** supports fixed costs such as metering, billing and customer service. This is a charge for having service available and is billed even if no water, electricity or wastewater services are used.

 **Delivery/Demand Charge:** covers the cost of bringing power to your home or business, including maintaining the poles, lines and substations.

 **Energy Charge:** covers the cost of producing the electricity and sending it long distance to EWEB's distribution system.

 **Wastewater Charge:** Bills issued Dec. - April are based on actual water consumption. Bills issued May – Nov. are based on the previous winter's average monthly usage or on the actual water used, whichever is less.

Who do I contact? Contact **EWEB** at **541-685-7000** for water and electric questions and any account servicing requests. Contact the **City of Eugene** at **541-682-4900** for wastewater/stormwater questions.



EUGENE WATER & ELECTRIC BOARD
541-685-7000



CITY OF EUGENE
Wastewater & Stormwater
541-682-4900

Bill Date: 03/09/2023

DID YOU KNOW?

Your heating could account for nearly half of your business' energy bills. Reduce wasted energy by regularly changing HVAC filters, installing programmable thermostats, and getting regular quality maintenance. EWEB may be able to help with upgrading older equipment with high-efficiency heating and cooling systems. To find out if you qualify, go to eweb.org/businessrebates.

BILLING SUMMARY

PREVIOUS BALANCE	\$45.29
PAYMENT(S) MADE	-\$45.29
BALANCE FORWARD	\$0.00
CURRENT CHARGES due 03/24	\$54.19
TOTAL AMOUNT DUE	\$54.19

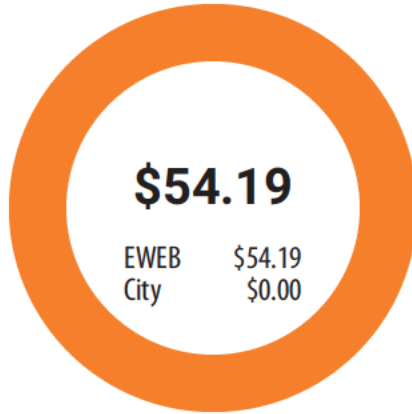
TOTAL AMOUNT DUE

by 03/24/2023

\$54.19

CURRENT CHARGES

02/02/2023 - 03/03/2023 (29 DAYS)



EWEB
Electric

\$54.19



Cost per day
\$1.87

See Back for Charge and Meter Details

Current Charges due by 03/24 \$54.19



EWEB
4200 ROOSEVELT BLVD
EUGENE OR 97402

Total Amount Due **\$54.19**

AUTO PAY - NO PAYMENT REQUIRED

00000000

Pay online or by phone. Details on reverse side.



0186520-EWES228800-ST.NOPRIN-001051



SEND REMITTANCE TO:



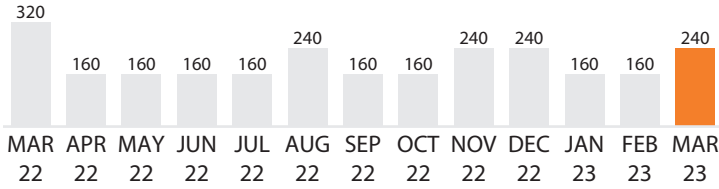
EUGENE WATER & ELECTRIC BOARD
PO BOX 35192
SEATTLE WA 98124-5192

ELECTRIC USAGE

 Ten 100 W light bulbs for 1 hour = 1 kWh

Meter # XXXXXXXXXX

Present Reading (1605 kWh) - Previous Reading (1602 kWh) X Multiplier (80) = Usage (240 kWh)



THIS MONTH	29 Days Billed	8 kWh/day
LAST MONTH	29 Days Billed	6 kWh/day
LAST YEAR	29 Days Billed	11 kWh/day

CURRENT CHARGES DETAIL

02/02/2023 - 03/03/2023 (29 DAYS)


 **EWEB SERVICES | 541-685-7000**

ELECTRIC


Cost Of Basic Service	\$27.50
Delivery Charges Small Gen Svc (240 kWh x \$0.03800)	\$9.12
Demand Charge Small Gen Svc (3.20000 kW x \$0)	\$0.00
Energy Charge - Small Gen Svc (240 kWh x \$0.07320)	\$17.57
TOTAL	\$54.19


WAYS TO PAY


 Online www.eweb.org  Phone 541-685-7000


 Create a profile at eweb.org for more tools and information. Learn more about managing your usage, set up alerts and notifications and manage your account.

Understanding your bill

 **Cost of Basic Service:** supports fixed costs such as metering, billing and customer service. This is a charge for having service available and is billed even if no water, electricity or wastewater services are used.

 **Delivery/Demand Charge:** covers the cost of bringing power to your home or business, including maintaining the poles, lines and substations.

 **Energy Charge:** covers the cost of producing the electricity and sending it long distance to EWEB's distribution system.

 **Wastewater Charge:** Bills issued Dec. - April are based on actual water consumption. Bills issued May – Nov. are based on the previous winter's average monthly usage or on the actual water used, whichever is less.

Who do I contact? Contact **EWEB** at **541-685-7000** for water and electric questions and any account servicing requests. Contact the **City of Eugene** at **541-682-4900** for wastewater/stormwater questions.



EUGENE WATER & ELECTRIC BOARD
541-685-7000



CITY OF EUGENE
Wastewater & Stormwater
541-682-4900

Bill Date: 04/10/2023

DID YOU KNOW?

Earth Month is a great time to take action in our daily lives and community. Want to support local solar projects? Help plant a forest? Support carbon sequestration research? Reduce or offset your carbon footprint? We've got you covered! Check out eweb.org/GreenOptions to find programs that work for your budget and values.

BILLING SUMMARY

PREVIOUS BALANCE	\$9,164.42
PAYMENT(S) MADE	-\$9,164.42
BALANCE FORWARD	\$0.00
CURRENT CHARGES due 04/25	\$7,304.26
TOTAL AMOUNT DUE	\$7,304.26

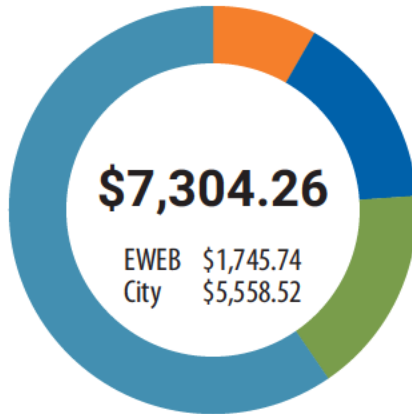
TOTAL AMOUNT DUE

by 04/25/2023

\$7,304.26

CURRENT CHARGES

03/03/2023 - 04/04/2023 (32 DAYS)



EWEB	Electric	\$605.86
EWEB	Water	\$1,139.88
City of Eugene	Wastewater	\$1,209.29
City of Eugene	Stormwater	\$4,349.23

Cost per day \$18.93 Cost per day \$35.62

See Back for Charge and Meter Details

Current Charges due by 04/25 \$7,304.26



EWEB
4200 ROOSEVELT BLVD
EUGENE OR 97402

Total Amount Due **\$7,304.26**
AUTO PAY - NO PAYMENT REQUIRED

00000000

Pay online or by phone. Details on reverse side.



0188264-EWES231539-ST.NOPRIN-001066



SEND REMITTANCE TO:



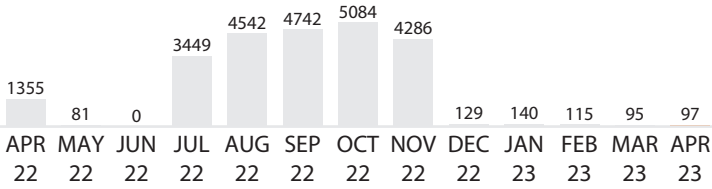
EUGENE WATER & ELECTRIC BOARD
PO BOX 35192
SEATTLE WA 98124-5192

ELECTRIC USAGE

 Ten 100 W light bulbs for 1 hour = 1 kWh

Meter # [REDACTED]

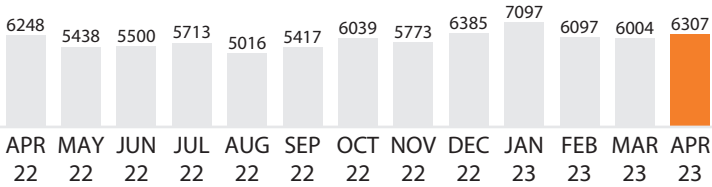
Present Reading 5563 kWh - Previous Reading 5466 kWh = Usage **97 kWh**



THIS MONTH	32 Days Billed	3 kWh/day
LAST MONTH	29 Days Billed	3 kWh/day
LAST YEAR	32 Days Billed	42 kWh/day

Meter # [REDACTED]

Present Reading 39906 kWh - Previous Reading 33599 kWh = Usage **6307 kWh**



THIS MONTH	32 Days Billed	197 kWh/day
LAST MONTH	29 Days Billed	207 kWh/day
LAST YEAR	32 Days Billed	195 kWh/day

WATER USAGE

 One thousand gallons = 1 KGAL

Meter # [REDACTED]

Present Reading 166430 KGAL - Previous Reading 166249 KGAL = Usage **181 KGAL**

WAYS TO PAY

 Online www.eweb.org
 Phone 541-685-7000

Manage your account online

Visit eweb.org for more tools and information. Learn more about your usage trends, set up notifications, schedule payments and more.

CURRENT CHARGES DETAIL

03/03/2023 - 04/04/2023 (32 DAYS)

 **EWEB SERVICES | 541-685-7000**

ELECTRIC

METER # [REDACTED]

Cost Of Basic Service \$27.50
 Delivery Charges Small Gen Svc (97 kWh x \$0.03800) \$3.69
 Demand Charge Small Gen Svc (0.52000 kW x \$0) \$0.00
 Energy Charge - Small Gen Svc (97 kWh x \$0.07320) \$7.10

METER # [REDACTED]

Cost Of Basic Service \$27.50
 Delivery Charges Small Gen Svc (1750 kWh x \$0.03800) \$66.50
 Delivery Charges Small Gen Svc (4557 kWh x \$0.00140) \$6.38
 Demand Charge Small Gen Svc (10 kW x \$0) \$0.00
 Demand Charge Small Gen Svc (0.73000 kW x \$7.56300) \$5.52
 Energy Charge - Small Gen Svc (6307 kWh x \$0.07320) \$461.67

TOTAL \$605.86

WATER

Cost Of Basic Service \$552.09
 Watershed Recovery Fee \$18.00
 Water-General Svc-Inside City (181 KGAL x \$3.14800) \$569.79


TOTAL \$1,139.88


 **CITY SERVICES | 541-682-4900**


EWEB serves as the billing agent for City of Eugene wastewater and stormwater services. For more information, please go to www.eugene-or.gov and click on Services.


WASTEWATER

Understanding your bill

 **Cost of Basic Service:** supports fixed costs such as metering, billing and customer service. This is a charge for having service available and is billed even if no water, electricity or wastewater services are used.

 **Delivery/Demand Charge:** covers the cost of bringing power to your home or business, including maintaining the poles, lines and substations.

 **Energy Charge:** covers the cost of producing the electricity and sending it long distance to EWEB's distribution system.

 **Wastewater Charge:** Bills issued Dec. - April are based on actual water consumption. Bills issued May - Nov. are based on the previous winter's average monthly usage or on the actual water used, whichever is less.

Who do I contact? Contact **EWEB** at **541-685-7000** for water and electric questions and any account servicing requests. Contact the **City of Eugene** at **541-682-4900** for wastewater/stormwater questions.



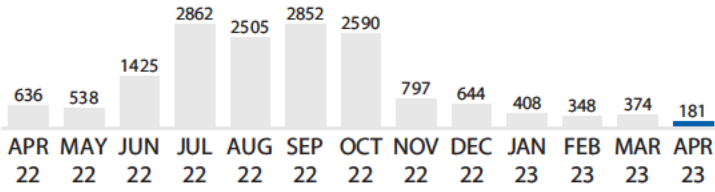
EUGENE WATER & ELECTRIC BOARD
541-685-7000



CITY OF EUGENE
Wastewater & Stormwater
541-682-4900

Bill Date: 04/10/2023

WATER USAGE (Continued)



THIS MONTH	32 Days Billed	181 KGAL/month
LAST MONTH	29 Days Billed	374 KGAL/month
LAST YEAR	32 Days Billed	636 KGAL/month

CURRENT CHARGES DETAIL (Continued)

Cost Of Basic Service	\$14.51
Consumption-Based Charge (181 KGAL x \$6.601)*	\$1,194.78
<i>*based on actual water used</i>	
TOTAL	\$1,209.29



STORMWATER

Administrative Charge	\$2.11
City Of Eugene Stormwater Service 708 ESUs @ \$6.14 per ESU	\$4,347.12
(ESU = 1000 square feet of impervious area)	
TOTAL	\$4,349.23





EUGENE WATER & ELECTRIC BOARD
541-685-7000



CITY OF EUGENE
Wastewater & Stormwater
541-682-4900

Bill Date: 04/10/2023

DID YOU KNOW?

Earth Month is a great time to take action in our daily lives and community. Want to support local solar projects? Help plant a forest? Support carbon sequestration research? Reduce or offset your carbon footprint? We've got you covered! Check out eweb.org/GreenOptions to find programs that work for your budget and values.

BILLING SUMMARY

PREVIOUS BALANCE	\$501.64
PAYMENT(S) MADE	-\$501.64
BALANCE FORWARD	\$0.00
CURRENT CHARGES due 04/25	\$829.79
TOTAL AMOUNT DUE	\$829.79

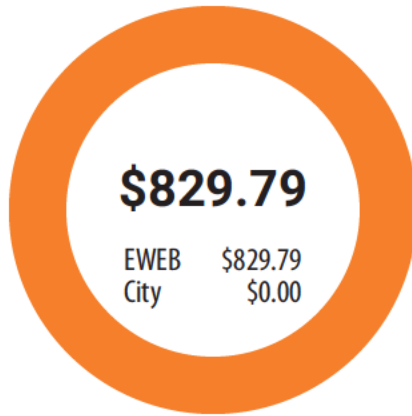
TOTAL AMOUNT DUE

by 04/25/2023

\$829.79

CURRENT CHARGES

03/03/2023 - 04/04/2023 (32 DAYS)



EWB
Electric

\$829.79



Cost per day
\$25.93

See Back for Charge and Meter Details

Current Charges due by 04/25 \$829.79



EWB
4200 ROOSEVELT BLVD
EUGENE OR 97402

Total Amount Due **\$829.79**

AUTO PAY - NO PAYMENT REQUIRED

00000000

Pay online or by phone. Details on reverse side.



0188264-EWES231539-ST.NOPRIN-001066



SEND REMITTANCE TO:



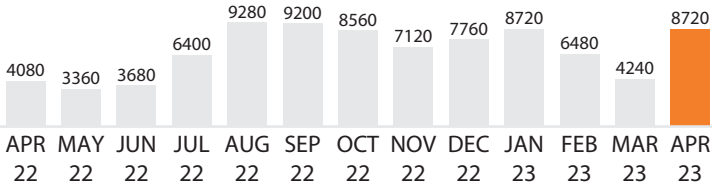
EUGENE WATER & ELECTRIC BOARD
PO BOX 35192
SEATTLE WA 98124-5192

ELECTRIC USAGE

 Ten 100 W light bulbs for 1 hour = 1 kWh

Meter # XXXXXXXXXX

Present Reading (9253 kWh) - Previous Reading (9144 kWh) X Multiplier (80) = Usage (8720 kWh)



THIS MONTH	32 Days Billed	273 kWh/day
LAST MONTH	29 Days Billed	146 kWh/day
LAST YEAR	32 Days Billed	128 kWh/day

CURRENT CHARGES DETAIL

03/03/2023 - 04/04/2023 (32 DAYS)

 **EWEB SERVICES | 541-685-7000**

ELECTRIC

Cost Of Basic Service	\$27.50
Delivery Charges Small Gen Svc (1750 kWh x \$0.03800)	\$66.50
Delivery Charges Small Gen Svc (6970 kWh x \$0.00140)	\$9.76
Demand Charge Small Gen Svc (10 kW x \$0)	\$0.00
Demand Charge Small Gen Svc (11.60000 kW x \$7.56300)	\$87.73
Energy Charge - Small Gen Svc (8720 kWh x \$0.07320)	\$638.30
TOTAL	\$829.79





WAYS TO PAY

 Online www.eweb.org  Phone 541-685-7000

Manage your account online

Visit eweb.org for more tools and information. Learn more about your usage trends, set up notifications, schedule payments and more.

Understanding your bill

-  **Cost of Basic Service:** supports fixed costs such as metering, billing and customer service. This is a charge for having service available and is billed even if no water, electricity or wastewater services are used.
-  **Delivery/Demand Charge:** covers the cost of bringing power to your home or business, including maintaining the poles, lines and substations.
-  **Energy Charge:** covers the cost of producing the electricity and sending it long distance to EWEB's distribution system.
-  **Wastewater Charge:** Bills issued Dec. - April are based on actual water consumption. Bills issued May - Nov. are based on the previous winter's average monthly usage or on the actual water used, whichever is less.

Who do I contact? Contact **EWEB** at **541-685-7000** for water and electric questions and any account servicing requests. Contact the **City of Eugene** at **541-682-4900** for wastewater/stormwater questions.



EUGENE WATER & ELECTRIC BOARD
541-685-7000



CITY OF EUGENE
Wastewater & Stormwater
541-682-4900

Bill Date: 04/10/2023

DID YOU KNOW?

Earth Month is a great time to take action in our daily lives and community. Want to support local solar projects? Help plant a forest? Support carbon sequestration research? Reduce or offset your carbon footprint? We've got you covered! Check out eweb.org/GreenOptions to find programs that work for your budget and values.

BILLING SUMMARY

PREVIOUS BALANCE	\$54.19
PAYMENT(S) MADE	-\$54.19
BALANCE FORWARD	\$0.00
CURRENT CHARGES due 04/25	\$80.88
TOTAL AMOUNT DUE	\$80.88

TOTAL AMOUNT DUE

by 04/25/2023

\$80.88

CURRENT CHARGES

03/03/2023 - 04/04/2023 (32 DAYS)



EWB
Electric

\$80.88



Cost per day
\$2.53

See Back for Charge and Meter Details

Current Charges due by 04/25 \$80.88



EWB
4200 ROOSEVELT BLVD
EUGENE OR 97402

Total Amount Due **\$80.88**

AUTO PAY - NO PAYMENT REQUIRED

00000000

Pay online or by phone. Details on reverse side.



0188264-EWES231539-ST.NOPRIN-001066



SEND REMITTANCE TO:



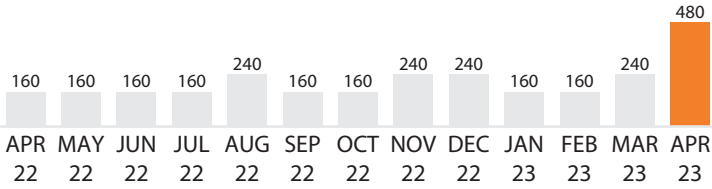
EUGENE WATER & ELECTRIC BOARD
PO BOX 35192
SEATTLE WA 98124-5192

ELECTRIC USAGE

 Ten 100 W light bulbs for 1 hour = 1 kWh

Meter # XXXXXXXXXX

Present Reading (1611 kWh) - Previous Reading (1605 kWh) X Multiplier (80) = Usage (480 kWh)



THIS MONTH	32 Days Billed	15 kWh/day
LAST MONTH	29 Days Billed	8 kWh/day
LAST YEAR	32 Days Billed	5 kWh/day

CURRENT CHARGES DETAIL

03/03/2023 - 04/04/2023 (32 DAYS)



EWEB SERVICES | 541-685-7000



ELECTRIC

Cost Of Basic Service	\$27.50
Delivery Charges Small Gen Svc (480 kWh x \$0.03800)	\$18.24
Demand Charge Small Gen Svc (4 kW x \$0)	\$0.00
Energy Charge - Small Gen Svc (480 kWh x \$0.07320)	\$35.14
TOTAL	\$80.88

WAYS TO PAY



Online
www.eweb.org



Phone
541-685-7000

Manage your account online

Visit eweb.org for more tools and information. Learn more about your usage trends, set up notifications, schedule payments and more.

Understanding your bill



Cost of Basic Service: supports fixed costs such as metering, billing and customer service. This is a charge for having service available and is billed even if no water, electricity or wastewater services are used.



Delivery/Demand Charge: covers the cost of bringing power to your home or business, including maintaining the poles, lines and substations.



Energy Charge: covers the cost of producing the electricity and sending it long distance to EWEB's distribution system.



Wastewater Charge: Bills issued Dec. - April are based on actual water consumption. Bills issued May – Nov. are based on the previous winter's average monthly usage or on the actual water used, whichever is less.

Who do I contact? Contact **EWEB** at **541-685-7000** for water and electric questions and any account servicing requests. Contact the **City of Eugene** at **541-682-4900** for wastewater/stormwater questions.



EUGENE WATER & ELECTRIC BOARD
541-685-7000



CITY OF EUGENE
Wastewater & Stormwater
541-682-4900

Bill Date: 05/09/2023

DID YOU KNOW?

Each year, EWEB presents a Consumer Confidence Report (CCR), also known as our Drinking Water Quality Report. Read the 2022 Drinking Water Quality Report online at eweb.org/CCR or request a printed copy by contacting us at 541-685-7861 or water.quality@eweb.org.

BILLING SUMMARY

PREVIOUS BALANCE	\$7,304.26
PAYMENT(S) MADE	-\$7,304.26
BALANCE FORWARD	\$0.00
CURRENT CHARGES due 05/24	\$10,479.34
TOTAL AMOUNT DUE	\$10,479.34

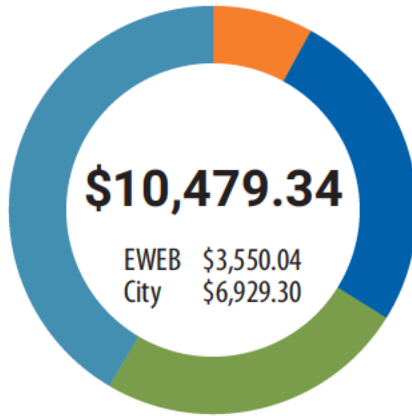
TOTAL AMOUNT DUE

by 05/24/2023

\$10,479.34

CURRENT CHARGES

04/04/2023 - 05/02/2023 (28 DAYS)



EWEB	Electric	\$836.16
EWEB	Water	\$2,713.88
City of Eugene	Wastewater	\$2,580.07
City of Eugene	Stormwater	\$4,349.23

Cost per day \$29.86 Cost per day \$96.92

See Back for Charge and Meter Details



EWEB
4200 ROOSEVELT BLVD
EUGENE OR 97402

Current Charges due by 05/24 \$10,479.34

Total Amount Due \$10,479.34

AUTO PAY - NO PAYMENT REQUIRED

Pay online or by phone. Details on reverse side.



0189930-EWES234141-ST.NOPRIN-000027

SEND REMITTANCE TO:

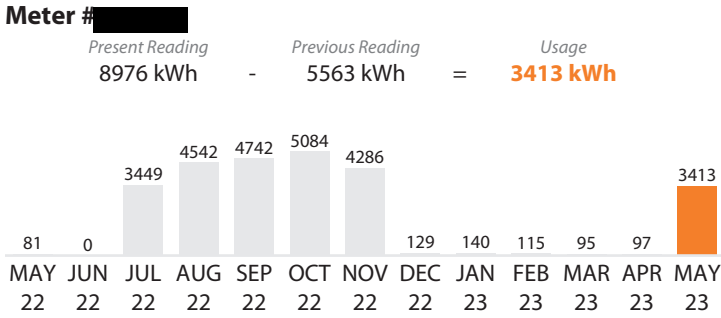


EUGENE WATER & ELECTRIC BOARD
PO BOX 35192
SEATTLE WA 98124-5192

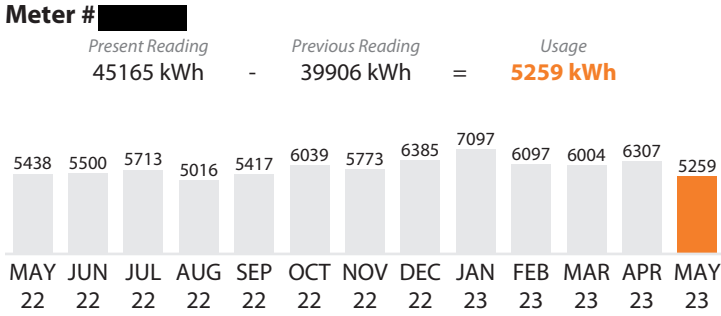
000800040366600119120000104793400001047934

ELECTRIC USAGE

 Ten 100 W light bulbs for 1 hour = 1 kWh




THIS MONTH	28 Days Billed	122 kWh/day
LAST MONTH	32 Days Billed	3 kWh/day
LAST YEAR	29 Days Billed	3 kWh/day



THIS MONTH	28 Days Billed	188 kWh/day
LAST MONTH	32 Days Billed	197 kWh/day
LAST YEAR	29 Days Billed	188 kWh/day

WATER USAGE

 One thousand gallons = 1 KGAL



WAYS TO PAY

-  Online www.eweb.org
-  Phone 541-685-7000

Manage your account online

Visit eweb.org for more tools and information. Learn more about your usage trends, set up notifications, schedule payments and more.

CURRENT CHARGES DETAIL

04/04/2023 - 05/02/2023 (28 DAYS)

 **EWEB SERVICES | 541-685-7000**

ELECTRIC





METER # [REDACTED]

Cost Of Basic Service	\$27.50
Delivery Charges Small Gen Svc (1750 kWh x \$0.03800)	\$66.50
Delivery Charges Small Gen Svc (1663 kWh x \$0.00140)	\$2.33
Demand Charge Small Gen Svc (6.83000 kW x \$0)	\$0.00
Energy Charge - Small Gen Svc (3413 kWh x \$0.07320)	\$249.83
METER # [REDACTED]	
Cost Of Basic Service	\$27.50
Delivery Charges Small Gen Svc (1750 kWh x \$0.03800)	\$66.50
Delivery Charges Small Gen Svc (3509 kWh x \$0.00140)	\$4.91
Demand Charge Small Gen Svc (10 kW x \$0)	\$0.00
Demand Charge Small Gen Svc (0.81000 kW x \$7.56300)	\$6.13
Energy Charge - Small Gen Svc (5259 kWh x \$0.07320)	\$384.96
TOTAL	\$836.16

WATER

Cost Of Basic Service	\$552.09
Watershed Recovery Fee	\$18.00
Water-General Svc-Inside City (681 KGAL x \$3.14800)	\$2,143.79
TOTAL	\$2,713.88

Understanding your bill

-  **Cost of Basic Service:** supports fixed costs such as metering, billing and customer service. This is a charge for having service available and is billed even if no water, electricity or wastewater services are used.
-  **Delivery/Demand Charge:** covers the cost of bringing power to your home or business, including maintaining the poles, lines and substations.
-  **Energy Charge:** covers the cost of producing the electricity and sending it long distance to EWEB's distribution system.
-  **Wastewater Charge:** Bills issued Dec. - April are based on actual water consumption. Bills issued May - Nov. are based on the previous winter's average monthly usage or on the actual water used, whichever is less.

Who do I contact? Contact **EWEB** at **541-685-7000** for water and electric questions and any account servicing requests. Contact the **City of Eugene** at **541-682-4900** for wastewater/stormwater questions.



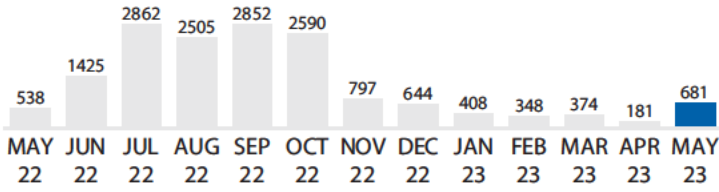
EUGENE WATER & ELECTRIC BOARD
541-685-7000



CITY OF EUGENE
Wastewater & Stormwater
541-682-4900

Bill Date: 05/09/2023

WATER USAGE (Continued)



THIS MONTH	28 Days Billed	681 KGAL/month
LAST MONTH	32 Days Billed	181 KGAL/month
LAST YEAR	29 Days Billed	538 KGAL/month

CURRENT CHARGES DETAIL (Continued)



CITY SERVICES | 541-682-4900

EWEB serves as the billing agent for City of Eugene wastewater and stormwater services. For more information, please go to www.eugene-or.gov and click on Services.



WASTEWATER

Cost Of Basic Service \$14.51
 Consumption-Based Charge (388.662 KGAL x \$6.601)* \$2,565.56
**based on average calculation*

TOTAL \$2,580.07



STORMWATER

Administrative Charge \$2.11
 City Of Eugene Stormwater Service 708 ESUs @ \$6.14 per ESU \$4,347.12
 (ESU = 1000 square feet of impervious area)

TOTAL \$4,349.23



00000000



EUGENE WATER & ELECTRIC BOARD
541-685-7000



CITY OF EUGENE
Wastewater & Stormwater
541-682-4900

Bill Date: 05/08/2023

DID YOU KNOW?

The power supplied by EWEB 99.97% reliable, based on 2022 metrics for outage occurrences and length of outages. Learn more at eweb.org/electricreliability.

BILLING SUMMARY

PREVIOUS BALANCE	\$80.88
PAYMENT(S) MADE	-\$80.88
BALANCE FORWARD	\$0.00
CURRENT CHARGES due 05/23	\$54.19
TOTAL AMOUNT DUE	\$54.19

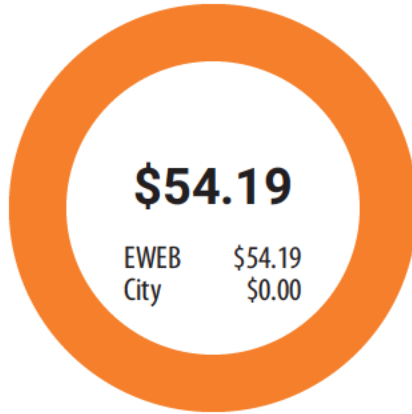
TOTAL AMOUNT DUE

by 05/23/2023

\$54.19

CURRENT CHARGES

04/04/2023 - 05/02/2023 (28 DAYS)



EWEB
Electric

\$54.19



Cost per day
\$1.94

See Back for Charge and Meter Details



EWEB
4200 ROOSEVELT BLVD
EUGENE OR 97402

Current Charges due by 05/23

\$54.19

Total Amount Due

\$54.19

AUTO PAY - NO PAYMENT REQUIRED

Pay online or by phone. Details on reverse side.



0189853-EWES234013-ST.NOPRIN-001073



SEND REMITTANCE TO:



EUGENE WATER & ELECTRIC BOARD
PO BOX 35192
SEATTLE WA 98124-5192

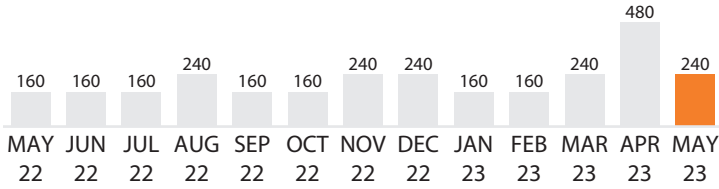
00040004036660011955000000541900000005419

ELECTRIC USAGE

 Ten 100 W light bulbs for 1 hour = 1 kWh

Meter # XXXXXXXXXX

Present Reading (1614 kWh) - Previous Reading (1611 kWh) X Multiplier (80) = Usage (240 kWh)



THIS MONTH	28 Days Billed	9 kWh/day
LAST MONTH	32 Days Billed	15 kWh/day
LAST YEAR	29 Days Billed	6 kWh/day

CURRENT CHARGES DETAIL

04/04/2023 - 05/02/2023 (28 DAYS)

 **EWEB SERVICES | 541-685-7000**

ELECTRIC

Cost Of Basic Service	\$27.50
Delivery Charges Small Gen Svc (240 kWh x \$0.03800)	\$9.12
Demand Charge Small Gen Svc (4.80000 kW x \$0)	\$0.00
Energy Charge - Small Gen Svc (240 kWh x \$0.07320)	\$17.57
TOTAL	\$54.19


WAYS TO PAY


 Online www.eweb.org  Phone 541-685-7000


Manage your account online


Visit eweb.org for more tools and information. Learn more about your usage trends, set up notifications, schedule payments and more.

Understanding your bill

 **Cost of Basic Service:** supports fixed costs such as metering, billing and customer service. This is a charge for having service available and is billed even if no water, electricity or wastewater services are used.

 **Delivery/Demand Charge:** covers the cost of bringing power to your home or business, including maintaining the poles, lines and substations.

 **Energy Charge:** covers the cost of producing the electricity and sending it long distance to EWEB's distribution system.

 **Wastewater Charge:** Bills issued Dec. - April are based on actual water consumption. Bills issued May – Nov. are based on the previous winter's average monthly usage or on the actual water used, whichever is less.

Who do I contact? Contact **EWEB** at **541-685-7000** for water and electric questions and any account servicing requests. Contact the **City of Eugene** at **541-682-4900** for wastewater/stormwater questions.



EUGENE WATER & ELECTRIC BOARD
541-685-7000



CITY OF EUGENE
Wastewater & Stormwater
541-682-4900

Bill Date: 06/08/2023

DID YOU KNOW?

Landscape watering can be more than 50% of the total annual water use for commercial properties. This is why it's important to maintain your irrigation system and prevent damage, such as busted pipes or broken heads. Needing to upgrade your sprinkler system? EWEB offers Smart Sprinkler Controller Rebates. Find out more at eweb.org/businessrebates.

BILLING SUMMARY

PREVIOUS BALANCE	\$10,479.34
PAYMENT(S) MADE	-\$10,479.34
BALANCE FORWARD	\$0.00
CURRENT CHARGES due 06/23	\$13,435.81
TOTAL AMOUNT DUE	\$13,435.81

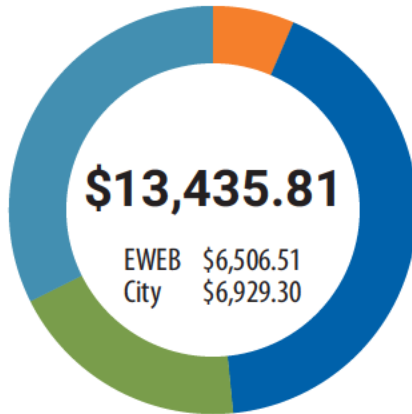
TOTAL AMOUNT DUE

by 06/23/2023

\$13,435.81

CURRENT CHARGES

05/02/2023 - 06/02/2023 (31 DAYS)



EWEB	Electric	\$868.14
EWEB	Water	\$5,638.37
City of Eugene	Wastewater	\$2,580.07
City of Eugene	Stormwater	\$4,349.23

Cost per day \$28.00 Cost per day \$181.88

See Back for Charge and Meter Details



EWEB
4200 ROOSEVELT BLVD
EUGENE OR 97402

ACCOUNT NUMBER 403666-11912

Current Charges due by 06/23 \$13,435.81

Total Amount Due **\$13,435.81**

AUTO PAY - NO PAYMENT REQUIRED

Pay online or by phone. Details on reverse side.



0191648-EWES236713-ST.NOPRIN-001054

SEND REMITTANCE TO:



EUGENE WATER & ELECTRIC BOARD
PO BOX 35192
SEATTLE WA 98124-5192

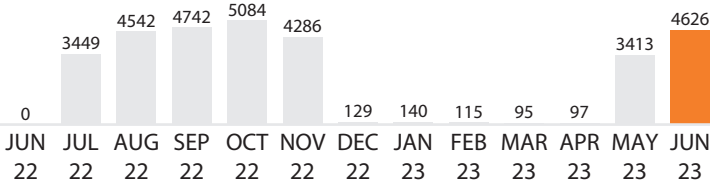
000700040366600119120000134358100001343581

ELECTRIC USAGE

 Ten 100 W light bulbs for 1 hour = 1 kWh

Meter # XXXXXXXXXX

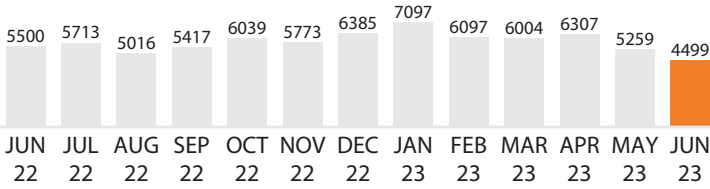
Present Reading 13602 kWh - Previous Reading 8976 kWh = Usage **4626 kWh**



THIS MONTH	31 Days Billed	149 kWh/day
LAST MONTH	28 Days Billed	122 kWh/day
LAST YEAR	30 Days Billed	0 kWh/day

Meter # XXXXXXXXXX

Present Reading 49664 kWh - Previous Reading 45165 kWh = Usage **4499 kWh**



THIS MONTH	31 Days Billed	145 kWh/day
LAST MONTH	28 Days Billed	188 kWh/day
LAST YEAR	30 Days Billed	183 kWh/day

WATER USAGE

 One thousand gallons = 1 KGAL

Meter # XXXXXXXXXX

Present Reading 168721 KGAL - Previous Reading 167111 KGAL = Usage **1610 KGAL**

WAYS TO PAY

-  Online www.eweb.org
-  Phone 541-685-7000

Manage your account online

Visit eweb.org for more tools and information. Learn more about your usage trends, set up notifications, schedule payments and more.

CURRENT CHARGES DETAIL

05/02/2023 - 06/02/2023 (31 DAYS)

 **EWEB SERVICES | 541-685-7000**

ELECTRIC

METER # XXXXXXXXXX

Cost Of Basic Service	\$27.50
Delivery Charges Small Gen Svc (1750 kWh x \$0.03800)	\$66.50
Delivery Charges Small Gen Svc (2876 kWh x \$0.00140)	\$4.03
Demand Charge Small Gen Svc (6.58000 kW x \$0)	\$0.00
Energy Charge - Small Gen Svc (4626 kWh x \$0.07320)	\$338.62

METER # XXXXXXXXXX

Cost Of Basic Service	\$27.50
Delivery Charges Small Gen Svc (1750 kWh x \$0.03800)	\$66.50
Delivery Charges Small Gen Svc (2749 kWh x \$0.00140)	\$3.85
Demand Charge Small Gen Svc (10 kW x \$0)	\$0.00
Demand Charge Small Gen Svc (0.57000 kW x \$7.56300)	\$4.31
Energy Charge - Small Gen Svc (4499 kWh x \$0.07320)	\$329.33





TOTAL \$868.14

WATER

Cost Of Basic Service	\$552.09
Watershed Recovery Fee	\$18.00
Water-General Svc-Inside City (1610 KGAL x \$3.14800)	\$5,068.28

TOTAL \$5,638.37

Understanding your bill

-  **Cost of Basic Service:** supports fixed costs such as metering, billing and customer service. This is a charge for having service available and is billed even if no water, electricity or wastewater services are used.
-  **Delivery/Demand Charge:** covers the cost of bringing power to your home or business, including maintaining the poles, lines and substations.
-  **Energy Charge:** covers the cost of producing the electricity and sending it long distance to EWEB's distribution system.
-  **Wastewater Charge:** Bills issued Dec. - April are based on actual water consumption. Bills issued May - Nov. are based on the previous winter's average monthly usage or on the actual water used, whichever is less.

Who do I contact? Contact **EWEB** at **541-685-7000** for water and electric questions and any account servicing requests. Contact the **City of Eugene** at **541-682-4900** for wastewater/stormwater questions.



EUGENE WATER & ELECTRIC BOARD
541-685-7000

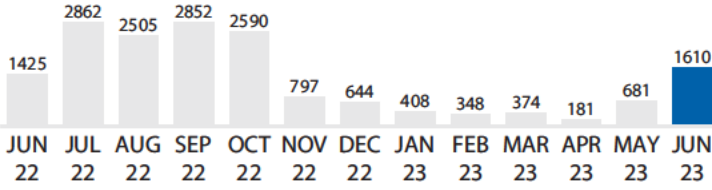


CITY OF EUGENE
Wastewater & Stormwater
541-682-4900

SONGBROOK MHC LLC
4055 ROYAL AVE UNIT UTIL
EUGENE OR 97402-6811

Bill Date: 06/08/2023

WATER USAGE (Continued)



THIS MONTH	31 Days Billed	1610 KGAL/month
LAST MONTH	28 Days Billed	681 KGAL/month
LAST YEAR	30 Days Billed	1425 KGAL/month

CURRENT CHARGES DETAIL (Continued)



CITY SERVICES | 541-682-4900

EWEB serves as the billing agent for City of Eugene wastewater and stormwater services. For more information, please go to www.eugene-or.gov and click on Services.



WASTEWATER

Cost Of Basic Service \$14.51
 Consumption-Based Charge (388.662 KGAL x \$6.601)* \$2,565.56
**based on average calculation*

TOTAL \$2,580.07



STORMWATER

Administrative Charge \$2.11
 City Of Eugene Stormwater Service 708 ESUs @ \$6.14 per ESU \$4,347.12
 (ESU = 1000 square feet of impervious area)

TOTAL \$4,349.23



00000000

Programs that can lighten your carbon load and your bottom line

By tapping into a number of resources and financing options, business owners can save money, reduce energy and water use, promote your businesses, and cut carbon emissions.

PLUG IN AND SAVE

Saving fuel can make a big difference in your budget, especially in today's market. Here in Eugene, it costs about \$350/year to charge an electric vehicle, compared to around \$2,020/year to fuel a gas car.

Besides fuel savings, installing an EV charging station at your business comes with other benefits.

Public charges on your premises can bring in new customers and also help attract and retain employees, especially as more and more people become EV owners.

Public charging can also help put your business on the map—literally. By offering EV charging, you can make your location visible on charging maps and apps, establishing your business as one of the places that provides this much sought-after service. Learn more at eweb.org/ev.

Oregon's new Community Charging Rebates Program can help cover some of the costs of installing public EV charging infrastructure, learn more at oregon.gov/odot/climate/pages/communitychargingrebates.aspx

REDUCE UTILITY COSTS

When you use energy and water more efficiently, it's good for your business and our community.

We offer rebate and loan programs to fit your needs, from simple to custom upgrades. Fine helpful tools and resources at eweb.org/business.



I want to...

Save on fuel costs and address transportation emissions, the top polluter in our community.

Rebates for qualifying public charging stations:

Level 2 stations: \$1,500

Level 2 at multifamily affordable housing sites: \$2,000

Single-port DCFC public stations: \$10,000

Multi-port DCFC public stations: \$15,000

E-bike Rebate

E-mobility Grant for non-profits or public organizations

EV Carsharing Program



I want to...

Lower my operating costs and reduce my business's carbon footprint.

Rebates & loans for:

Lighting

HVAC

Water Heaters

Food Service Equipment

Commercial Refrigeration

Windows & Insulation

Process & Manufacturing

Water Conservation

New options for climate innovators

Sustainability is becoming increasingly important to consumers and to our community. This creates both challenges and opportunities for business owners who want to make environmental improvements while balancing the bottom line.

We recognize that many of our business customers prioritize environmental stewardship and we are committed to partnering with you. That's why we recently launched a line of voluntary, carbon-conscious programs based on feedback from customers who want to do more to support renewable energy and take action on climate change.

GREENPOWER

Pay a little more in your monthly bill to fund local solar projects, help minimize climate change effects and support renewable energy.

ROOFTOP SOLAR INCENTIVES

Produce clean, renewable energy at your non-profit or public agency. EWEB's solar program is funded through voluntary Greenpower subscriptions.

CLEANPOWER

Purchasing renewable energy certificates (RECs) is an affordable way to help green the grid by displacing dirty energy sources with renewable resources like wind and solar.

CARBON FORESTRY LAB

Support a local 140-acre carbon forestry project to expand understanding of natural climate solutions and protect the McKenzie Watershed.



I want to...

Promote my business's green credentials and make an extra investment to fund projects that benefit the environment.



Greenpower
Rooftop Solar Incentive
Cleanpower RECs
Carbon Forestry Lab



eweb.org/GreenOptions

Your Board of Commissioners

Wards 6 & 7	Sonya Carlson (President)
Wards 2 & 3	John Barofsky (Vice President)
Wards 4 & 5	John Brown
Wards 1 & 8	Matt McRae
At-large	Mindy Schlossberg

The citizens of Eugene elect five commissioners to four-year terms. They dedicate their service to the utility as volunteers without pay. Commissioners hold regularly scheduled public meetings on the first Tuesday of each month, typically at 5:30 p.m. Our customer-owners are welcome and encouraged to participate. Meetings are streamed live and archived on eweb.org/board.

Join our email list at eweb.org

Follow us @EWEButility for water and electricity news, programs and tips



eweb.org



EUGENE WATER & ELECTRIC BOARD
541-685-7000



CITY OF EUGENE
Wastewater & Stormwater
541-682-4900

Bill Date: 06/08/2023

DID YOU KNOW?

Nearly 70% of consumers say they care whether a company has a socially responsible business model. By participating in EWEB's Greenpower For Business Program, your business can support clean energy, invest in the local economy, and build your reputation as a sustainability leader. Call 541-685-7000 or email eweb.answers@eweb.org to get started.

BILLING SUMMARY

PREVIOUS BALANCE	\$746.48
PAYMENT(S) MADE	-\$746.48
BALANCE FORWARD	\$0.00
CURRENT CHARGES due 06/23	\$884.24
TOTAL AMOUNT DUE	\$884.24

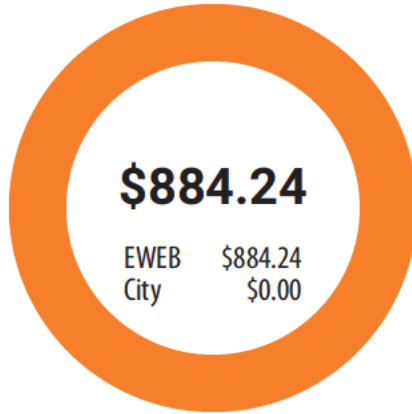
TOTAL AMOUNT DUE

by 06/23/2023

\$884.24

CURRENT CHARGES

05/02/2023 - 06/02/2023 (31 DAYS)



EWEB
Electric

\$884.24



Cost per day
\$28.52

See Back for Charge and Meter Details



EWEB
4200 ROOSEVELT BLVD
EUGENE OR 97402

Current Charges due by 06/23

\$884.24

Total Amount Due

\$884.24

AUTO PAY - NO PAYMENT REQUIRED

Pay online or by phone. Details on reverse side.



0191648-EWES236713-ST.NOPRIN-001054

SEND REMITTANCE TO:



EUGENE WATER & ELECTRIC BOARD
PO BOX 35192
SEATTLE WA 98124-5192

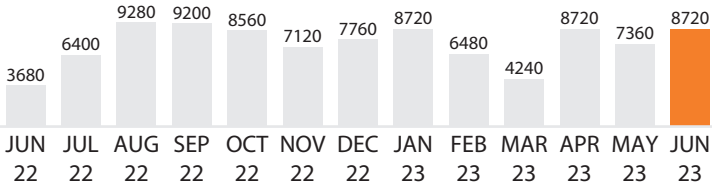
000600040366600119540000008842400000088424

ELECTRIC USAGE

 Ten 100 W light bulbs for 1 hour = 1 kWh

Meter # XXXXXXXXXX

Present Reading (9454 kWh) - Previous Reading (9345 kWh) X Multiplier (80) = Usage (8720 kWh)



THIS MONTH	31 Days Billed	281 kWh/day
LAST MONTH	28 Days Billed	263 kWh/day
LAST YEAR	30 Days Billed	123 kWh/day

CURRENT CHARGES DETAIL

05/02/2023 - 06/02/2023 (31 DAYS)

 **EWEB SERVICES | 541-685-7000**

ELECTRIC

Cost Of Basic Service	\$27.50
Delivery Charges Small Gen Svc (1750 kWh x \$0.03800)	\$66.50
Delivery Charges Small Gen Svc (6970 kWh x \$0.00140)	\$9.76
Demand Charge Small Gen Svc (10 kW x \$0)	\$0.00
Demand Charge Small Gen Svc (18.80000 kW x \$7.56300)	\$142.18
Energy Charge - Small Gen Svc (8720 kWh x \$0.07320)	\$638.30
TOTAL	\$884.24


WAYS TO PAY


 Online www.eweb.org  Phone 541-685-7000


Manage your account online


Visit eweb.org for more tools and information. Learn more about your usage trends, set up notifications, schedule payments and more.

Understanding your bill

 **Cost of Basic Service:** supports fixed costs such as metering, billing and customer service. This is a charge for having service available and is billed even if no water, electricity or wastewater services are used.

 **Delivery/Demand Charge:** covers the cost of bringing power to your home or business, including maintaining the poles, lines and substations.

 **Energy Charge:** covers the cost of producing the electricity and sending it long distance to EWEB's distribution system.

 **Wastewater Charge:** Bills issued Dec. - April are based on actual water consumption. Bills issued May - Nov. are based on the previous winter's average monthly usage or on the actual water used, whichever is less.

Who do I contact? Contact **EWEB** at **541-685-7000** for water and electric questions and any account servicing requests. Contact the **City of Eugene** at **541-682-4900** for wastewater/stormwater questions.

Programs that can lighten your carbon load and your bottom line

By tapping into a number of resources and financing options, business owners can save money, reduce energy and water use, promote your businesses, and cut carbon emissions.

PLUG IN AND SAVE

Saving fuel can make a big difference in your budget, especially in today's market. Here in Eugene, it costs about \$350/year to charge an electric vehicle, compared to around \$2,020/year to fuel a gas car.

Besides fuel savings, installing an EV charging station at your business comes with other benefits.

Public charges on your premises can bring in new customers and also help attract and retain employees, especially as more and more people become EV owners.

Public charging can also help put your business on the map—literally. By offering EV charging, you can make your location visible on charging maps and apps, establishing your business as one of the places that provides this much sought-after service. Learn more at eweb.org/ev.

Oregon's new Community Charging Rebates Program can help cover some of the costs of installing public EV charging infrastructure, learn more at oregon.gov/odot/climate/pages/communitychargingrebates.aspx

REDUCE UTILITY COSTS

When you use energy and water more efficiently, it's good for your business and our community.

We offer rebate and loan programs to fit your needs, from simple to custom upgrades. Fine helpful tools and resources at eweb.org/business.



I want to...

Save on fuel costs and address transportation emissions, the top polluter in our community.

Rebates for qualifying public charging stations:

Level 2 stations: \$1,500

Level 2 at multifamily affordable housing sites: \$2,000

Single-port DCFC public stations: \$10,000

Multi-port DCFC public stations: \$15,000

E-bike Rebate

E-mobility Grant for non-profits or public organizations

EV Carsharing Program



I want to...

Lower my operating costs and reduce my business's carbon footprint.

Rebates & loans for:

Lighting

HVAC

Water Heaters

Food Service Equipment

Commercial Refrigeration

Windows & Insulation

Process & Manufacturing

Water Conservation

New options for climate innovators

Sustainability is becoming increasingly important to consumers and to our community. This creates both challenges and opportunities for business owners who want to make environmental improvements while balancing the bottom line.

We recognize that many of our business customers prioritize environmental stewardship and we are committed to partnering with you. That's why we recently launched a line of voluntary, carbon-conscious programs based on feedback from customers who want to do more to support renewable energy and take action on climate change.

GREENPOWER

Pay a little more in your monthly bill to fund local solar projects, help minimize climate change effects and support renewable energy.

ROOFTOP SOLAR INCENTIVES

Produce clean, renewable energy at your non-profit or public agency. EWEB's solar program is funded through voluntary Greenpower subscriptions.

CLEANPOWER

Purchasing renewable energy certificates (RECs) is an affordable way to help green the grid by displacing dirty energy sources with renewable resources like wind and solar.

CARBON FORESTRY LAB

Support a local 140-acre carbon forestry project to expand understanding of natural climate solutions and protect the McKenzie Watershed.



I want to...

Promote my business's green credentials and make an extra investment to fund projects that benefit the environment.



Greenpower
Rooftop Solar Incentive
Cleanpower RECs
Carbon Forestry Lab



eweb.org/GreenOptions

Your Board of Commissioners

Wards 6 & 7	Sonya Carlson (President)
Wards 2 & 3	John Barofsky (Vice President)
Wards 4 & 5	John Brown
Wards 1 & 8	Matt McRae
At-large	Mindy Schlossberg

The citizens of Eugene elect five commissioners to four-year terms. They dedicate their service to the utility as volunteers without pay. Commissioners hold regularly scheduled public meetings on the first Tuesday of each month, typically at 5:30 p.m. Our customer-owners are welcome and encouraged to participate. Meetings are streamed live and archived on eweb.org/board.

Join our email list at eweb.org

Follow us @EWEButility for water and electricity news, programs and tips



eweb.org



EUGENE WATER & ELECTRIC BOARD
541-685-7000



CITY OF EUGENE
Wastewater & Stormwater
541-682-4900

Bill Date: 06/08/2023

DID YOU KNOW?

Nearly 70% of consumers say they care whether a company has a socially responsible business model. By participating in EWEB's Greenpower For Business Program, your business can support clean energy, invest in the local economy, and build your reputation as a sustainability leader. Call 541-685-7000 or email eweb.answers@eweb.org to get started.

BILLING SUMMARY

PREVIOUS BALANCE	\$54.19
PAYMENT(S) MADE	-\$54.19
BALANCE FORWARD	\$0.00
CURRENT CHARGES due 06/23	\$54.19
TOTAL AMOUNT DUE	\$54.19

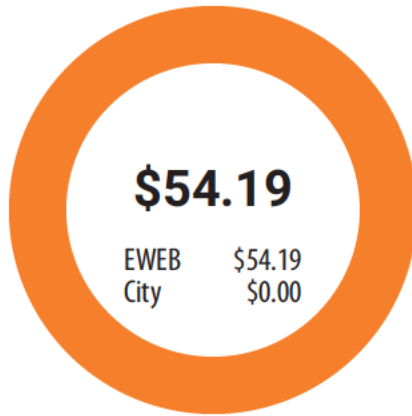
TOTAL AMOUNT DUE

by 06/23/2023

\$54.19

CURRENT CHARGES

05/02/2023 - 06/02/2023 (31 DAYS)



EWB
Electric

\$54.19



Cost per day
\$1.75

See Back for Charge and Meter Details



EWB
4200 ROOSEVELT BLVD
EUGENE OR 97402

Current Charges due by 06/23

\$54.19

Total Amount Due

\$54.19

AUTO PAY - NO PAYMENT REQUIRED

Pay online or by phone. Details on reverse side.



0191648-EWES236713-ST.NOPRIN-001054

SEND REMITTANCE TO:



EUGENE WATER & ELECTRIC BOARD
PO BOX 35192
SEATTLE WA 98124-5192

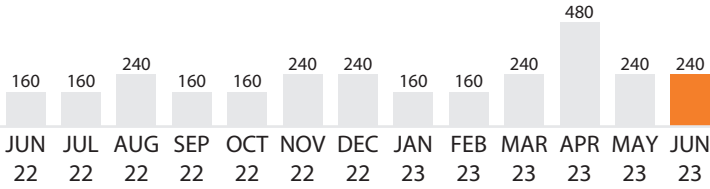
000400040366600119550000000541900000005419

ELECTRIC USAGE

 Ten 100 W light bulbs for 1 hour = 1 kWh

Meter # XXXXXXXXXX

Present Reading (1617 kWh) - Previous Reading (1614 kWh) X Multiplier (80) = Usage (240 kWh)



THIS MONTH	31 Days Billed	8 kWh/day
LAST MONTH	28 Days Billed	9 kWh/day
LAST YEAR	30 Days Billed	5 kWh/day

CURRENT CHARGES DETAIL

05/02/2023 - 06/02/2023 (31 DAYS)

 **EWEB SERVICES | 541-685-7000**

ELECTRIC

Cost Of Basic Service	\$27.50
Delivery Charges Small Gen Svc (240 kWh x \$0.03800)	\$9.12
Demand Charge Small Gen Svc (1.60000 kW x \$0)	\$0.00
Energy Charge - Small Gen Svc (240 kWh x \$0.07320)	\$17.57
TOTAL	\$54.19





WAYS TO PAY

 Online www.eweb.org  Phone 541-685-7000

Manage your account online

Visit eweb.org for more tools and information. Learn more about your usage trends, set up notifications, schedule payments and more.

Understanding your bill

-  **Cost of Basic Service:** supports fixed costs such as metering, billing and customer service. This is a charge for having service available and is billed even if no water, electricity or wastewater services are used.
-  **Delivery/Demand Charge:** covers the cost of bringing power to your home or business, including maintaining the poles, lines and substations.
-  **Energy Charge:** covers the cost of producing the electricity and sending it long distance to EWEB's distribution system.
-  **Wastewater Charge:** Bills issued Dec. - April are based on actual water consumption. Bills issued May – Nov. are based on the previous winter's average monthly usage or on the actual water used, whichever is less.

Who do I contact? Contact **EWEB** at **541-685-7000** for water and electric questions and any account servicing requests. Contact the **City of Eugene** at **541-682-4900** for wastewater/stormwater questions.

Programs that can lighten your carbon load and your bottom line

By tapping into a number of resources and financing options, business owners can save money, reduce energy and water use, promote your businesses, and cut carbon emissions.

PLUG IN AND SAVE

Saving fuel can make a big difference in your budget, especially in today's market. Here in Eugene, it costs about \$350/year to charge an electric vehicle, compared to around \$2,020/year to fuel a gas car.

Besides fuel savings, installing an EV charging station at your business comes with other benefits.

Public charges on your premises can bring in new customers and also help attract and retain employees, especially as more and more people become EV owners.

Public charging can also help put your business on the map—literally. By offering EV charging, you can make your location visible on charging maps and apps, establishing your business as one of the places that provides this much sought-after service. Learn more at eweb.org/ev.

Oregon's new Community Charging Rebates Program can help cover some of the costs of installing public EV charging infrastructure, learn more at oregon.gov/odot/climate/pages/communitychargingrebates.aspx

REDUCE UTILITY COSTS

When you use energy and water more efficiently, it's good for your business and our community.

We offer rebate and loan programs to fit your needs, from simple to custom upgrades. Fine helpful tools and resources at eweb.org/business.



I want to...

Save on fuel costs and address transportation emissions, the top polluter in our community.

Rebates for qualifying public charging stations:

Level 2 stations: \$1,500

Level 2 at multifamily affordable housing sites: \$2,000

Single-port DCFC public stations: \$10,000

Multi-port DCFC public stations: \$15,000

E-bike Rebate

E-mobility Grant for non-profits or public organizations

EV Carsharing Program



I want to...

Lower my operating costs and reduce my business's carbon footprint.

Rebates & loans for:

Lighting

HVAC

Water Heaters

Food Service Equipment

Commercial Refrigeration

Windows & Insulation

Process & Manufacturing

Water Conservation

New options for climate innovators

Sustainability is becoming increasingly important to consumers and to our community. This creates both challenges and opportunities for business owners who want to make environmental improvements while balancing the bottom line.

We recognize that many of our business customers prioritize environmental stewardship and we are committed to partnering with you. That's why we recently launched a line of voluntary, carbon-conscious programs based on feedback from customers who want to do more to support renewable energy and take action on climate change.

GREENPOWER

Pay a little more in your monthly bill to fund local solar projects, help minimize climate change effects and support renewable energy.

ROOFTOP SOLAR INCENTIVES

Produce clean, renewable energy at your non-profit or public agency. EWEB's solar program is funded through voluntary Greenpower subscriptions.

CLEANPOWER

Purchasing renewable energy certificates (RECs) is an affordable way to help green the grid by displacing dirty energy sources with renewable resources like wind and solar.

CARBON FORESTRY LAB

Support a local 140-acre carbon forestry project to expand understanding of natural climate solutions and protect the McKenzie Watershed.



I want to...

Promote my business's green credentials and make an extra investment to fund projects that benefit the environment.



Greenpower
Rooftop Solar Incentive
Cleanpower RECs
Carbon Forestry Lab



eweb.org/GreenOptions

Your Board of Commissioners

Wards 6 & 7	Sonya Carlson (President)
Wards 2 & 3	John Barofsky (Vice President)
Wards 4 & 5	John Brown
Wards 1 & 8	Matt McRae
At-large	Mindy Schlossberg

The citizens of Eugene elect five commissioners to four-year terms. They dedicate their service to the utility as volunteers without pay. Commissioners hold regularly scheduled public meetings on the first Tuesday of each month, typically at 5:30 p.m. Our customer-owners are welcome and encouraged to participate. Meetings are streamed live and archived on eweb.org/board.

Join our email list at eweb.org

Follow us @EWEButility for water and electricity news, programs and tips



eweb.org



EUGENE WATER & ELECTRIC BOARD
541-685-7000



CITY OF EUGENE
Wastewater & Stormwater
541-682-4900

Bill Date: 07/11/2023

DID YOU KNOW?

EWEB's bill payment and timeline policy changed effective June 22, 2023. To avoid penalties, please pay your bill by the due date. A late fee will be applied 5 days after the due date and disconnection will be scheduled 28 days after the due date. Find more information at eweb.org/billing or call us at 541-685-7000 for assistance.

BILLING SUMMARY

PREVIOUS BALANCE	\$13,435.81
PAYMENT(S) MADE	-\$13,435.81
BALANCE FORWARD	\$0.00
CURRENT CHARGES due 07/31	\$16,762.14
TOTAL AMOUNT DUE	\$16,762.14

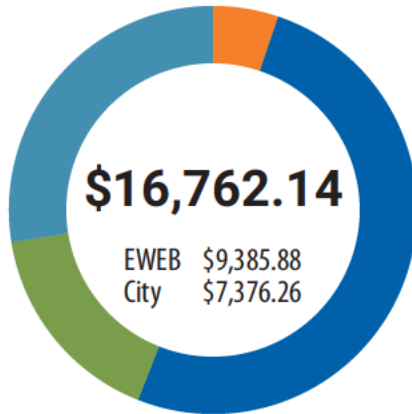
TOTAL AMOUNT DUE

by 07/31/2023

\$16,762.14

CURRENT CHARGES

06/02/2023 - 07/05/2023 (33 DAYS)



EWEB Electric	\$870.24
EWEB Water	\$8,515.64
City of Eugene Wastewater	\$2,764.94
City of Eugene Stormwater	\$4,611.32

Cost per day \$26.37 Cost per day \$258.05

See Back for Charge and Meter Details



EWEB
4200 ROOSEVELT BLVD
EUGENE OR 97402

Current Charges due by 07/31 **\$16,762.14**

Total Amount Due \$16,762.14

AUTO PAY - NO PAYMENT REQUIRED

Pay online or by phone. Details on reverse side.



0193505-EWES239445-ST.NOPRIN-001056

SEND REMITTANCE TO:



EUGENE WATER & ELECTRIC BOARD
PO BOX 35192
SEATTLE WA 98124-5192

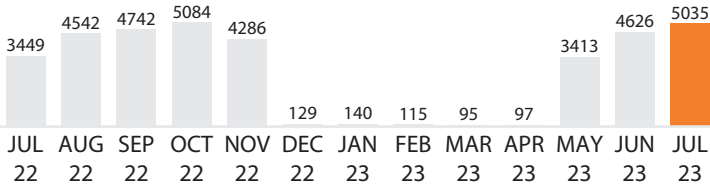
000000040366600119120000167621400001676214

ELECTRIC USAGE

 Ten 100 W light bulbs for 1 hour = 1 kWh

Meter # XXXXXXXXXX

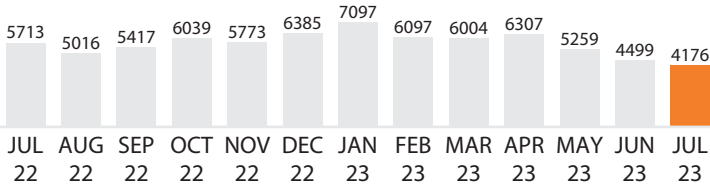
Present Reading 18637 kWh - Previous Reading 13602 kWh = Usage **5035 kWh**



THIS MONTH	33 Days Billed	153 kWh/day
LAST MONTH	31 Days Billed	149 kWh/day
LAST YEAR	33 Days Billed	105 kWh/day

Meter # XXXXXXXXXX

Present Reading 53840 kWh - Previous Reading 49664 kWh = Usage **4176 kWh**



THIS MONTH	33 Days Billed	127 kWh/day
LAST MONTH	31 Days Billed	145 kWh/day
LAST YEAR	33 Days Billed	173 kWh/day

WATER USAGE

 One thousand gallons = 1 KGAL

Meter # XXXXXXXXXX

Present Reading 171245 KGAL - Previous Reading 168721 KGAL = Usage **2524 KGAL**

WAYS TO PAY

-  Online www.eweb.org
-  Phone 541-685-7000

Manage your account online

Visit eweb.org for more tools and information. Learn more about your usage trends, set up notifications, schedule payments and more.

CURRENT CHARGES DETAIL

06/02/2023 - 07/05/2023 (33 DAYS)

 **EWEB SERVICES | 541-685-7000**

ELECTRIC

METER # XXXXXXXXXX

Cost Of Basic Service	\$27.50
Delivery Charges Small Gen Svc (1750 kWh x \$0.03800)	\$66.50
Delivery Charges Small Gen Svc (3285 kWh x \$0.00140)	\$4.60
Demand Charge Small Gen Svc (6.44000 kW x \$0)	\$0.00
Energy Charge - Small Gen Svc (5035 kWh x \$0.07320)	\$368.56

METER # XXXXXXXXXX

Cost Of Basic Service	\$27.50
Delivery Charges Small Gen Svc (1750 kWh x \$0.03800)	\$66.50
Delivery Charges Small Gen Svc (2426 kWh x \$0.00140)	\$3.40
Demand Charge Small Gen Svc (8.45000 kW x \$0)	\$0.00
Energy Charge - Small Gen Svc (4176 kWh x \$0.07320)	\$305.68





TOTAL \$870.24

WATER

Cost Of Basic Service	\$552.09
Watershed Recovery Fee	\$18.00
Water-General Svc-Inside City (2524 KGAL x \$3.14800)	\$7,945.55

TOTAL \$8,515.64

Understanding your bill

-  **Cost of Basic Service:** supports fixed costs such as metering, billing and customer service. This is a charge for having service available and is billed even if no water, electricity or wastewater services are used.
-  **Delivery/Demand Charge:** covers the cost of bringing power to your home or business, including maintaining the poles, lines and substations.
-  **Energy Charge:** covers the cost of producing the electricity and sending it long distance to EWEB's distribution system.
-  **Wastewater Charge:** Bills issued Dec. - April are based on actual water consumption. Bills issued May - Nov. are based on the previous winter's average monthly usage or on the actual water used, whichever is less.

Who do I contact? Contact **EWEB** at **541-685-7000** for water and electric questions and any account servicing requests. Contact the **City of Eugene** at **541-682-4900** for wastewater/stormwater questions.



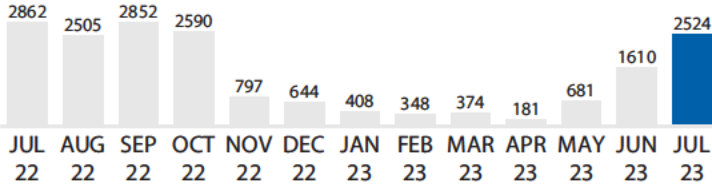
EUGENE WATER & ELECTRIC BOARD
541-685-7000



CITY OF EUGENE
Wastewater & Stormwater
541-682-4900

Bill Date: 07/11/2023

WATER USAGE (Continued)



THIS MONTH	33 Days Billed	2524 KGAL/month
LAST MONTH	31 Days Billed	1610 KGAL/month
LAST YEAR	33 Days Billed	2862 KGAL/month

CURRENT CHARGES DETAIL (Continued)



CITY SERVICES | 541-682-4900

EWEB serves as the billing agent for City of Eugene wastewater and stormwater services. For more information, please go to www.eugene-or.gov and click on Services.



WASTEWATER

Cost Of Basic Service \$15.16
 Consumption-Based Charge (388.662 KGAL x \$7.075)* \$2,749.78
**based on average calculation*

TOTAL \$2,764.94



STORMWATER

Administrative Charge \$2.24
 City Of Eugene Stormwater Service 708 ESUs @ \$6.51 per ESU \$4,609.08
 (ESU = 1000 square feet of impervious area)

TOTAL \$4,611.32



00000000



What is wastewater?

The regional wastewater treatment plant is vital to protecting public health and the environment. The treatment plant removes human waste, chemicals, grease, and other contaminants that are put in our sanitary sewer system. The water goes through a series of mechanical, biological, and chemical processes before being released into the Willamette River. Discharging clean, healthy water into the river is essential to communities downstream that rely on the river for drinking water.

All properties connected to the public wastewater system pay wastewater fees. Eugene provides local wastewater collection services, and the Metropolitan Wastewater Management Commission (MWMC), a partnership of Lane County and the cities of Eugene and Springfield, operates the regional wastewater collection and treatment facilities.

How wastewater fees are used every year:

Local and regional wastewater fees pay for the collection and conveyance of wastewater through nearly 850 miles of wastewater lines and for the operation and maintenance of wastewater treatment facilities.

- Operate and maintain 31 pump stations (27 local, 4 regional)
- Inspect/clean almost 390 miles of wastewater lines per year
- **Treat over 12 billion gallons of wastewater per year**
- Conduct more than 28,000 water quality tests
- Process 2,500 dry tons of biosolids per year
- Invest in capital improvements
- **Meet water quality regulations to protect the environment**

City Fees on EWEB Bill

The City of Eugene adopts and administers the stormwater and wastewater service fees. EWEB acts only as the City's billing agent per City Charter.

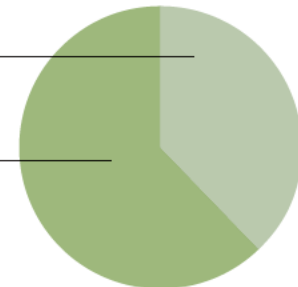
Typical Residential Monthly Bill (assumes 5,000 gallons monthly usage)

Basic Charge (MWMC):	\$15.16
Flow-Based Fee (MWMC):	\$15.08
Total Regional Fee:	\$30.24
Local Flow-Based Fee:	\$15.10
Total Monthly Fee:	\$45.34

Use of Wastewater Fees

Local Wastewater
Collection Costs 39%

Regional Treatment
System Costs 61%



Wastewater fees

Wastewater Flow-Based Fee (per 1,000 gallons) (proposed to be effective July 1, 2023)

Service Category	Residential	Commercial/Industrial Customers				
		Low Strength 400*	Medium Strength 800*	High Strength 1,200*	Very High Strength 1,600*	Super High Strength > 1,600*
MWMC (regional)	\$3.016	\$4.055	\$5.906	\$8.381	\$10.863	\$13.339
City of Eugene (local)	\$3.020	\$3.020	\$3.020	\$3.020	\$3.020	\$3.020
Total	\$6.036	\$7.075	\$8.926	\$11.401	\$13.883	\$16.359

*Combined biochemical oxygen demand and suspended solids in milligrams per liter (mg/L)

What is stormwater?

Stormwater is runoff from hard surfaces in urban areas that must be channeled to prevent flooding, protected or treated to remove contaminants, and finally returned back to our rivers.

Water from your roof or lawn picks up oil from cars, sediment, bacteria, grease, and other chemicals associated with urban life. Instead of going into the ground—nature’s filter—those contaminants are carried through our storm pipes and go directly into the Amazon Creek or Willamette River.

To help protect our valuable clean water resources and to meet strict water quality regulations set by the Oregon Department of Environmental Quality, Eugene’s City Council adopted a stormwater management plan (SWMP) in 1993 that provides the framework for assessing all properties in Eugene for the cost of managing this system.

Keeping Water Clean

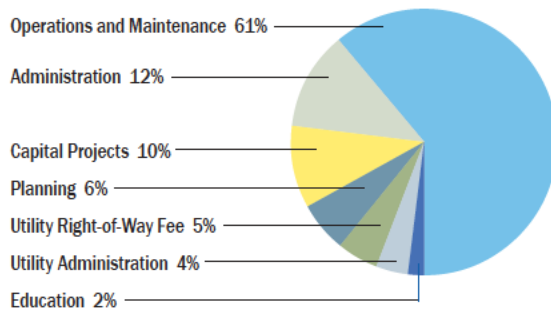
With more than 170,000 people in Eugene, there are a lot of extra contaminants funneled to the river from impervious (non-porous) surfaces. City staff use stormwater fees to help mitigate contaminants of the runoff by providing services such as street sweeping, removing sediment from the storm drain system, and building and maintaining rain gardens. A functioning stormwater system also reduces the risk of flooding.

How stormwater fees are used every year:

- Clean over 8,500 catch basins and curb inlets
- Collect and recycle over 12,000 cubic yards of leaves
- Eliminate illegal discharges and spills into the stormwater system
- Sweep more than 30,000 curb miles of streets
- Provide stormwater education to students in both school districts
- Protect, restore, and maintain streams, rivers, and wetlands
- Plant over 600 trees along local streams and rivers
- Maintain 468 public rain gardens
- Oversee more than 1,500 private rain gardens
- Remove garbage from streams and the banks of the Willamette River
- Improve rainfall runoff management in developed areas
- Replace public drywells to protect groundwater quality
- Administer clean water regulations for construction sites, industries, and new development
- Plant, preserve, and maintain street trees and median vegetation
- Monitor water quality in our local waterways through sampling and data analysis

The average residential customer pays \$17.03 per month, and larger properties pay more.

Use of Stormwater Fees



For More Information

Stormwater and Wastewater Fees

Utility Administration Office: 541-682-4900

Stormwater Programs and Services

Stormwater Public Education and Outreach: 541-682-2739

System Maintenance and to Report a Spill: 541-682-4800

Wastewater Programs and Services

Local Wastewater Collection System Maintenance: 541-682-4800

Regional Wastewater Treatment Facilities and Services: 541-682-8600

Stormwater fees

Stormwater Monthly Fee Schedule (proposed to be effective July 1, 2023)

Fees for residential stormwater customers are based on the size of the building footprint. Footprint is the combined square footage of the garage/carport and the first floor of the home.

User Category ¹	Small Residential ²	Medium Residential ³	Large Residential ⁴	Commercial/Industrial
Rate Components:				
Impervious Surface	\$8.64	\$13.92	\$4.80 per 1,000 sf	\$4.80 per 1,000 sf
Street-Related	\$2.40	\$ 2.40	\$2.40	\$1.71 per 1,000 sf
Administrative (per account)	\$0.71	\$ 0.71	\$2.24	\$2.24
Total Monthly Fee	\$11.75	\$17.03	Varies	Varies

¹ Duplex rates are modified, based on the building footprint and building configuration

² Building footprint is equal to or less than 1,000 square feet (sf).

³ Building footprint is greater than 1,000 sf and less than 3,000 sf.

⁴ Building footprint is 3,000 sf or greater

Users may qualify for reduced stormwater fees if the quantity of stormwater discharge to the public system is reduced or the quality impact is reduced through on-site stormwater treatment.



Public Works

99 W 10th Avenue, Suite 370
Eugene, OR 97401
eugene-or.gov



EUGENE WATER & ELECTRIC BOARD
541-685-7000



CITY OF EUGENE
Wastewater & Stormwater
541-682-4900

Bill Date: 07/11/2023

DID YOU KNOW?

EWEB's bill payment and timeline policy changed effective June 22, 2023. To avoid penalties, please pay your bill by the due date. A late fee will be applied 5 days after the due date and disconnection will be scheduled 28 days after the due date. Find more information at eweb.org/billing or call us at 541-685-7000 for assistance.

BILLING SUMMARY

PREVIOUS BALANCE	\$884.24
PAYMENT(S) MADE	-\$884.24
BALANCE FORWARD	\$0.00
CURRENT CHARGES due 07/31	\$967.71
TOTAL AMOUNT DUE	\$967.71

TOTAL AMOUNT DUE

by 07/31/2023

\$967.71

CURRENT CHARGES

06/02/2023 - 07/05/2023 (33 DAYS)



EWEB
Electric

\$967.71



Cost per day
\$29.32

See Back for Charge and Meter Details



EWEB
4200 ROOSEVELT BLVD
EUGENE OR 97402

Current Charges due by 07/31

\$967.71

Total Amount Due

\$967.71

AUTO PAY - NO PAYMENT REQUIRED

Pay online or by phone. Details on reverse side.



0193505-EWES239445-ST.NOPRIN-001056

SEND REMITTANCE TO:



EUGENE WATER & ELECTRIC BOARD
PO BOX 35192
SEATTLE WA 98124-5192

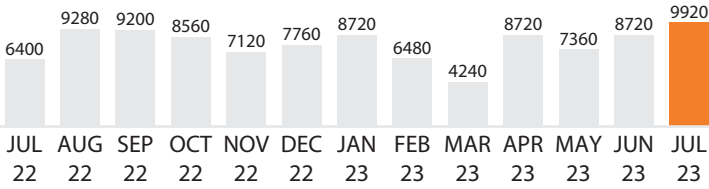
000200040366600119540000009677100000096771

ELECTRIC USAGE

 Ten 100 W light bulbs for 1 hour = 1 kWh

Meter XXXXXXXXXX

Present Reading (9578 kWh) - Previous Reading (9454 kWh) X Multiplier (80) = Usage (9920 kWh)



THIS MONTH	33 Days Billed	301 kWh/day
LAST MONTH	31 Days Billed	281 kWh/day
LAST YEAR	33 Days Billed	194 kWh/day

CURRENT CHARGES DETAIL

06/02/2023 - 07/05/2023 (33 DAYS)

 **EWEB SERVICES | 541-685-7000**

ELECTRIC

Cost Of Basic Service	\$27.50
Delivery Charges Small Gen Svc (1750 kWh x \$0.03800)	\$66.50
Delivery Charges Small Gen Svc (8170 kWh x \$0.00140)	\$11.44
Demand Charge Small Gen Svc (10 kW x \$0)	\$0.00
Demand Charge Small Gen Svc (18 kW x \$7.56300)	\$136.13
Energy Charge - Small Gen Svc (9920 kWh x \$0.07320)	\$726.14
TOTAL	\$967.71





WAYS TO PAY

 Online www.eweb.org  Phone 541-685-7000

Manage your account online

Visit eweb.org for more tools and information. Learn more about your usage trends, set up notifications, schedule payments and more.

Understanding your bill

-  **Cost of Basic Service:** supports fixed costs such as metering, billing and customer service. This is a charge for having service available and is billed even if no water, electricity or wastewater services are used.
-  **Delivery/Demand Charge:** covers the cost of bringing power to your home or business, including maintaining the poles, lines and substations.
-  **Energy Charge:** covers the cost of producing the electricity and sending it long distance to EWEB's distribution system.
-  **Wastewater Charge:** Bills issued Dec. - April are based on actual water consumption. Bills issued May - Nov. are based on the previous winter's average monthly usage or on the actual water used, whichever is less.

Who do I contact? Contact **EWEB** at **541-685-7000** for water and electric questions and any account servicing requests. Contact the **City of Eugene** at **541-682-4900** for wastewater/stormwater questions.



EUGENE WATER & ELECTRIC BOARD
541-685-7000



CITY OF EUGENE
Wastewater & Stormwater
541-682-4900

Bill Date: 07/11/2023

DID YOU KNOW?

EWEB's bill payment and timeline policy changed effective June 22, 2023. To avoid penalties, please pay your bill by the due date. A late fee will be applied 5 days after the due date and disconnection will be scheduled 28 days after the due date. Find more information at eweb.org/billing or call us at 541-685-7000 for assistance.

BILLING SUMMARY

PREVIOUS BALANCE	\$54.19
PAYMENT(S) MADE	-\$54.19
BALANCE FORWARD	\$0.00
CURRENT CHARGES due 07/31	\$63.08
TOTAL AMOUNT DUE	\$63.08

TOTAL AMOUNT DUE

by 07/31/2023

\$63.08

CURRENT CHARGES

06/02/2023 - 07/05/2023 (33 DAYS)



EWEB
Electric

\$63.08



Cost per day
\$1.91

See Back for Charge and Meter Details



EWEB
4200 ROOSEVELT BLVD
EUGENE OR 97402

Current Charges due by 07/31

\$63.08

Total Amount Due

\$63.08

AUTO PAY - NO PAYMENT REQUIRED

Pay online or by phone. Details on reverse side.



SEND REMITTANCE TO:



EUGENE WATER & ELECTRIC BOARD
PO BOX 35192
SEATTLE WA 98124-5192

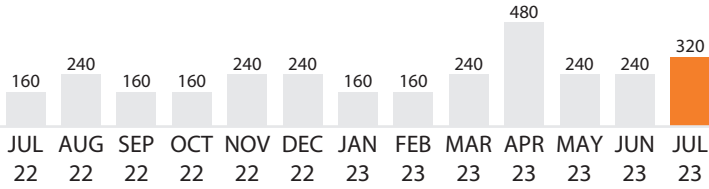
000000040366600119550000000630800000006308

ELECTRIC USAGE

 Ten 100 W light bulbs for 1 hour = 1 kWh

Meter XXXXXXXXXX

Present Reading (1621 kWh) - Previous Reading (1617 kWh) X Multiplier (80) = Usage (320 kWh)



THIS MONTH	33 Days Billed	10 kWh/day
LAST MONTH	31 Days Billed	8 kWh/day
LAST YEAR	33 Days Billed	5 kWh/day

CURRENT CHARGES DETAIL

06/02/2023 - 07/05/2023 (33 DAYS)

 **EWEB SERVICES | 541-685-7000**

ELECTRIC

Cost Of Basic Service	\$27.50
Delivery Charges Small Gen Svc (320 kWh x \$0.03800)	\$12.16
Demand Charge Small Gen Svc (1.60000 kW x \$0)	\$0.00
Energy Charge - Small Gen Svc (320 kWh x \$0.07320)	\$23.42
TOTAL	\$63.08





WAYS TO PAY

 Online www.eweb.org  Phone 541-685-7000

Manage your account online

Visit eweb.org for more tools and information. Learn more about your usage trends, set up notifications, schedule payments and more.

Understanding your bill

-  **Cost of Basic Service:** supports fixed costs such as metering, billing and customer service. This is a charge for having service available and is billed even if no water, electricity or wastewater services are used.
-  **Delivery/Demand Charge:** covers the cost of bringing power to your home or business, including maintaining the poles, lines and substations.
-  **Energy Charge:** covers the cost of producing the electricity and sending it long distance to EWEB's distribution system.
-  **Wastewater Charge:** Bills issued Dec. - April are based on actual water consumption. Bills issued May – Nov. are based on the previous winter's average monthly usage or on the actual water used, whichever is less.

Who do I contact? Contact **EWEB** at **541-685-7000** for water and electric questions and any account servicing requests. Contact the **City of Eugene** at **541-682-4900** for wastewater/stormwater questions.



EUGENE WATER & ELECTRIC BOARD
541-685-7000



CITY OF EUGENE
Wastewater & Stormwater
541-682-4900

Bill Date: 08/09/2023

DID YOU KNOW?

Did you know EWEB offers commercial lighting rebates? Participating can help you save energy while improving lighting quality, control, comfort, and security. Find out more by visiting eweb.org/businessrebates. To speak with an expert, call 541-685-7088 or email us at ems.answers@eweb.org.

BILLING SUMMARY

PREVIOUS BALANCE	\$16,762.14
PAYMENT(S) MADE	-\$16,762.14
BALANCE FORWARD	\$0.00
CURRENT CHARGES due 08/29	\$15,964.97
TOTAL AMOUNT DUE	\$15,964.97

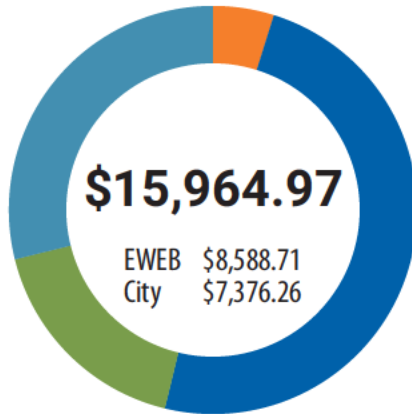
TOTAL AMOUNT DUE

by 08/29/2023

\$15,964.97

CURRENT CHARGES

07/05/2023 - 08/03/2023 (29 DAYS)



EWEB Electric	\$771.92
EWEB Water	\$7,816.79
City of Eugene Wastewater	\$2,764.94
City of Eugene Stormwater	\$4,611.32

Cost per day \$26.62 Cost per day \$269.54

See Back for Charge and Meter Details

Current Charges due by 08/29 \$15,964.97



EWEB
4200 ROOSEVELT BLVD
EUGENE OR 97402

Total Amount Due **\$15,964.97**

AUTO PAY - NO PAYMENT REQUIRED

Pay online or by phone. Details on reverse side.



0195296-EWES241983-ST.NOPRIN-001063



SEND REMITTANCE TO:



EUGENE WATER & ELECTRIC BOARD
PO BOX 35192
SEATTLE WA 98124-5192

000600040366600119120000159649700001596497

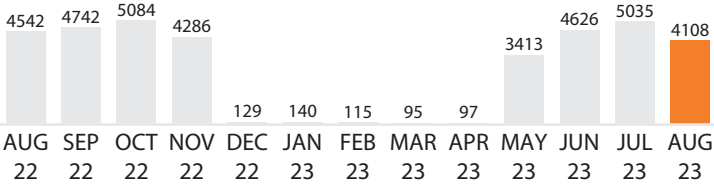
00000000

ELECTRIC USAGE

 Ten 100 W light bulbs for 1 hour = 1 kWh

Meter # [REDACTED]

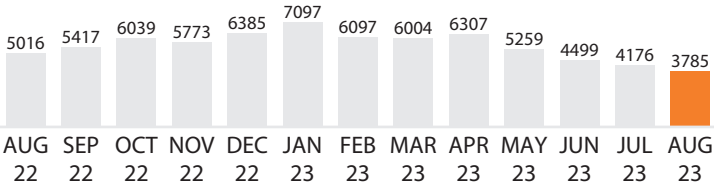
Present Reading 22745 kWh - Previous Reading 18637 kWh = Usage **4108 kWh**



THIS MONTH	29 Days Billed	142 kWh/day
LAST MONTH	33 Days Billed	153 kWh/day
LAST YEAR	29 Days Billed	157 kWh/day

Meter # [REDACTED]

Present Reading 57625 kWh - Previous Reading 53840 kWh = Usage **3785 kWh**



THIS MONTH	29 Days Billed	131 kWh/day
LAST MONTH	33 Days Billed	127 kWh/day
LAST YEAR	29 Days Billed	173 kWh/day

WATER USAGE

 One thousand gallons = 1 KGAL

*Meter # [REDACTED]

Present Reading 172315 KGAL - Previous Reading 171245 KGAL = Usage **1070 KGAL**

Meter # [REDACTED]

Present Reading 1232 KGAL - Previous Reading 0 KGAL = Usage **1232 KGAL**

**Meter Exchange Occurred During Billing Period*

WAYS TO PAY

- Online www.eweb.org
- Phone 541-685-7000

Manage your account online

Visit eweb.org for more tools and information. Learn more about your usage trends, set up notifications, schedule payments and more.

CURRENT CHARGES DETAIL

07/05/2023 - 08/03/2023 (29 DAYS)

 **EWEB SERVICES | 541-685-7000**

ELECTRIC

METER # [REDACTED]

Cost Of Basic Service	\$27.50
Delivery Charges Small Gen Svc (1750 kWh x \$0.03800)	\$66.50
Delivery Charges Small Gen Svc (2358 kWh x \$0.00140)	\$3.30
Demand Charge Small Gen Svc (6.56000 kW x \$0)	\$0.00
Energy Charge - Small Gen Svc (4108 kWh x \$0.07320)	\$300.71

METER # [REDACTED]

Cost Of Basic Service	\$27.50
Delivery Charges Small Gen Svc (1750 kWh x \$0.03800)	\$66.50
Delivery Charges Small Gen Svc (2035 kWh x \$0.00140)	\$2.85
Demand Charge Small Gen Svc (8.53000 kW x \$0)	\$0.00
Energy Charge - Small Gen Svc (3785 kWh x \$0.07320)	\$277.06


TOTAL \$771.92


WATER


Cost Of Basic Service	\$552.09
Watershed Recovery Fee	\$18.00
Water-General Svc-Inside City (2302 KGAL x \$3.14800)	\$7,246.70


TOTAL \$7,816.79

Understanding your bill

 **Cost of Basic Service:** supports fixed costs such as metering, billing and customer service. This is a charge for having service available and is billed even if no water, electricity or wastewater services are used.

 **Delivery/Demand Charge:** covers the cost of bringing power to your home or business, including maintaining the poles, lines and substations.

 **Energy Charge:** covers the cost of producing the electricity and sending it long distance to EWEB's distribution system.

 **Wastewater Charge:** Bills issued Dec. - April are based on actual water consumption. Bills issued May - Nov. are based on the previous winter's average monthly usage or on the actual water used, whichever is less.

Who do I contact? Contact **EWEB** at **541-685-7000** for water and electric questions and any account servicing requests. Contact the **City of Eugene** at **541-682-4900** for wastewater/stormwater questions.



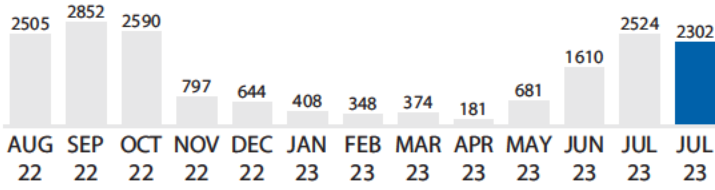
EUGENE WATER & ELECTRIC BOARD
541-685-7000



CITY OF EUGENE
Wastewater & Stormwater
541-682-4900

Bill Date: 08/09/2023

WATER USAGE (Continued)



THIS MONTH	29 Days Billed	2302 KGAL/month
LAST MONTH	33 Days Billed	2524 KGAL/month
LAST YEAR	29 Days Billed	2505 KGAL/month

CURRENT CHARGES DETAIL (Continued)



CITY SERVICES | 541-682-4900

EWEB serves as the billing agent for City of Eugene wastewater and stormwater services. For more information, please go to www.eugene-or.gov and click on Services.



WASTEWATER

Cost Of Basic Service \$15.16
 Consumption-Based Charge (388.662 KGAL x \$7.075)* \$2,749.78
**based on average calculation*

TOTAL \$2,764.94



STORMWATER

Administrative Charge \$2.24
 City Of Eugene Stormwater Service 708 ESUs @ \$6.51 per ESU \$4,609.08
 (ESU = 1000 square feet of impervious area)

TOTAL \$4,611.32



00000000



EUGENE WATER & ELECTRIC BOARD
541-685-7000



CITY OF EUGENE
Wastewater & Stormwater
541-682-4900

Bill Date: 08/09/2023

DID YOU KNOW?

Did you know EWEB offers commercial lighting rebates? Participating can help you save energy while improving lighting quality, control, comfort, and security. Find out more by visiting eweb.org/businessrebates. To speak with an expert, call 541-685-7088 or email us at ems.answers@eweb.org.

BILLING SUMMARY

PREVIOUS BALANCE	\$967.71
PAYMENT(S) MADE	-\$967.71
BALANCE FORWARD	\$0.00
CURRENT CHARGES due 08/29	\$955.86
TOTAL AMOUNT DUE	\$955.86

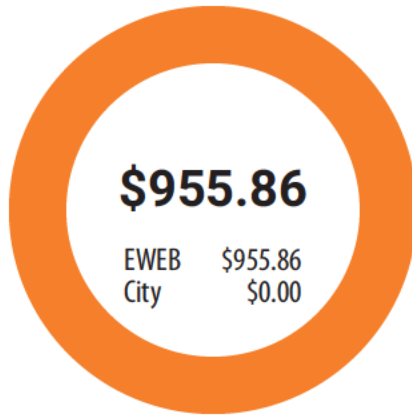
TOTAL AMOUNT DUE

by 08/29/2023

\$955.86

CURRENT CHARGES

07/05/2023 - 08/03/2023 (29 DAYS)



EWEB
Electric

\$955.86



Cost per day
\$32.96

See Back for Charge and Meter Details



EWEB
4200 ROOSEVELT BLVD
EUGENE OR 97402

Current Charges due by 08/29

\$955.86

Total Amount Due

\$955.86

AUTO PAY - NO PAYMENT REQUIRED

Pay online or by phone. Details on reverse side.



0195296-EWES241983-ST.NOPRIN-001063



SEND REMITTANCE TO:



EUGENE WATER & ELECTRIC BOARD
PO BOX 35192
SEATTLE WA 98124-5192

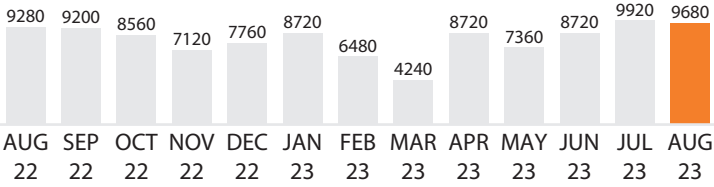
00000000

ELECTRIC USAGE

 Ten 100 W light bulbs for 1 hour = 1 kWh

Meter # XXXXXXXXXX

Present Reading (9699 kWh) - Previous Reading (9578 kWh) X Multiplier (80) = Usage (9680 kWh)



THIS MONTH	29 Days Billed	334 kWh/day
LAST MONTH	33 Days Billed	301 kWh/day
LAST YEAR	29 Days Billed	320 kWh/day

CURRENT CHARGES DETAIL

07/05/2023 - 08/03/2023 (29 DAYS)

 **EWEB SERVICES | 541-685-7000**

ELECTRIC

Cost Of Basic Service	\$27.50
Delivery Charges Small Gen Svc (1750 kWh x \$0.03800)	\$66.50
Delivery Charges Small Gen Svc (7930 kWh x \$0.00140)	\$11.10
Demand Charge Small Gen Svc (10 kW x \$0)	\$0.00
Demand Charge Small Gen Svc (18.80000 kW x \$7.56300)	\$142.18
Energy Charge - Small Gen Svc (9680 kWh x \$0.07320)	\$708.58
TOTAL	\$955.86





WAYS TO PAY

 Online www.eweb.org  Phone 541-685-7000

Manage your account online

Visit eweb.org for more tools and information. Learn more about your usage trends, set up notifications, schedule payments and more.

Understanding your bill

-  **Cost of Basic Service:** supports fixed costs such as metering, billing and customer service. This is a charge for having service available and is billed even if no water, electricity or wastewater services are used.
-  **Delivery/Demand Charge:** covers the cost of bringing power to your home or business, including maintaining the poles, lines and substations.
-  **Energy Charge:** covers the cost of producing the electricity and sending it long distance to EWEB's distribution system.
-  **Wastewater Charge:** Bills issued Dec. - April are based on actual water consumption. Bills issued May – Nov. are based on the previous winter's average monthly usage or on the actual water used, whichever is less.

Who do I contact? Contact **EWEB** at **541-685-7000** for water and electric questions and any account servicing requests. Contact the **City of Eugene** at **541-682-4900** for wastewater/stormwater questions.



EUGENE WATER & ELECTRIC BOARD
541-685-7000



CITY OF EUGENE
Wastewater & Stormwater
541-682-4900

Bill Date: 08/09/2023

DID YOU KNOW?

Did you know EWEB offers commercial lighting rebates? Participating can help you save energy while improving lighting quality, control, comfort, and security. Find out more by visiting eweb.org/businessrebates. To speak with an expert, call 541-685-7088 or email us at ems.answers@eweb.org.

BILLING SUMMARY

PREVIOUS BALANCE	\$63.08
PAYMENT(S) MADE	-\$63.08
BALANCE FORWARD	\$0.00
CURRENT CHARGES due 08/29	\$54.19
TOTAL AMOUNT DUE	\$54.19

TOTAL AMOUNT DUE

by 08/29/2023

\$54.19

CURRENT CHARGES

07/05/2023 - 08/03/2023 (29 DAYS)



EWB
Electric

\$54.19



Cost per day
\$1.87

See Back for Charge and Meter Details

Current Charges due by 08/29 \$54.19



EWB
4200 ROOSEVELT BLVD
EUGENE OR 97402

Total Amount Due **\$54.19**

AUTO PAY - NO PAYMENT REQUIRED

00000000

Pay online or by phone. Details on reverse side.



SEND REMITTANCE TO:



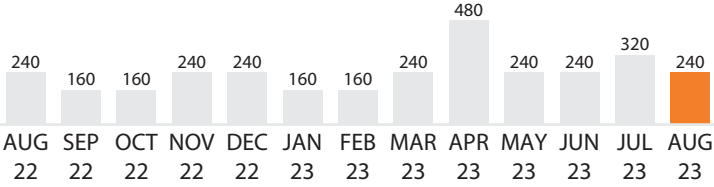
EUGENE WATER & ELECTRIC BOARD
PO BOX 35192
SEATTLE WA 98124-5192

ELECTRIC USAGE

 Ten 100 W light bulbs for 1 hour = 1 kWh

Meter # XXXXXXXXXX

Present Reading (1624 kWh) - Previous Reading (1621 kWh) X Multiplier (80) = Usage (240 kWh)



THIS MONTH	29 Days Billed	8 kWh/day
LAST MONTH	33 Days Billed	10 kWh/day
LAST YEAR	29 Days Billed	8 kWh/day

CURRENT CHARGES DETAIL

07/05/2023 - 08/03/2023 (29 DAYS)

 **EWEB SERVICES | 541-685-7000**

ELECTRIC

Cost Of Basic Service	\$27.50
Delivery Charges Small Gen Svc (240 kWh x \$0.03800)	\$9.12
Demand Charge Small Gen Svc (1.60000 kW x \$0)	\$0.00
Energy Charge - Small Gen Svc (240 kWh x \$0.07320)	\$17.57
TOTAL	\$54.19





WAYS TO PAY

 Online www.eweb.org  Phone 541-685-7000

Manage your account online

Visit eweb.org for more tools and information. Learn more about your usage trends, set up notifications, schedule payments and more.

Understanding your bill

-  **Cost of Basic Service:** supports fixed costs such as metering, billing and customer service. This is a charge for having service available and is billed even if no water, electricity or wastewater services are used.
-  **Delivery/Demand Charge:** covers the cost of bringing power to your home or business, including maintaining the poles, lines and substations.
-  **Energy Charge:** covers the cost of producing the electricity and sending it long distance to EWEB's distribution system.
-  **Wastewater Charge:** Bills issued Dec. - April are based on actual water consumption. Bills issued May – Nov. are based on the previous winter's average monthly usage or on the actual water used, whichever is less.

Who do I contact? Contact **EWEB** at **541-685-7000** for water and electric questions and any account servicing requests. Contact the **City of Eugene** at **541-682-4900** for wastewater/stormwater questions.



EUGENE WATER & ELECTRIC BOARD
541-685-7000



CITY OF EUGENE
Wastewater & Stormwater
541-682-4900

Bill Date: 08/09/2023

DID YOU KNOW?

Did you know EWEB offers commercial lighting rebates? Participating can help you save energy while improving lighting quality, control, comfort, and security. Find out more by visiting eweb.org/businessrebates. To speak with an expert, call 541-685-7088 or email us at ems.answers@eweb.org.

BILLING SUMMARY

PREVIOUS BALANCE	\$16,762.14
PAYMENT(S) MADE	-\$16,762.14
BALANCE FORWARD	\$0.00
CURRENT CHARGES due 08/29	\$15,964.97
TOTAL AMOUNT DUE	\$15,964.97

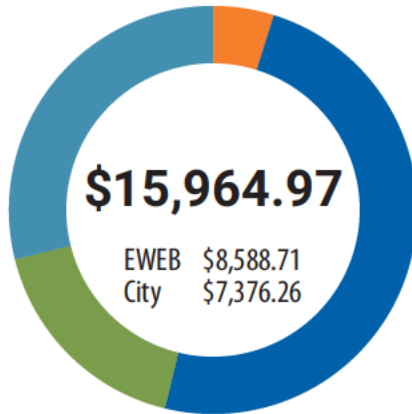
TOTAL AMOUNT DUE

by 08/29/2023

\$15,964.97

CURRENT CHARGES

07/05/2023 - 08/03/2023 (29 DAYS)



EWEB	Electric	\$771.92
EWEB	Water	\$7,816.79
City of Eugene	Wastewater	\$2,764.94
City of Eugene	Stormwater	\$4,611.32

Cost per day \$26.62 Cost per day \$269.54

See Back for Charge and Meter Details

Current Charges due by 08/29 \$15,964.97



EWEB
4200 ROOSEVELT BLVD
EUGENE OR 97402

Total Amount Due **\$15,964.97**

AUTO PAY - NO PAYMENT REQUIRED

Pay online or by phone. Details on reverse side.



0195296-EWES241983-ST.NOPRIN-001063

SEND REMITTANCE TO:



EUGENE WATER & ELECTRIC BOARD
PO BOX 35192
SEATTLE WA 98124-5192

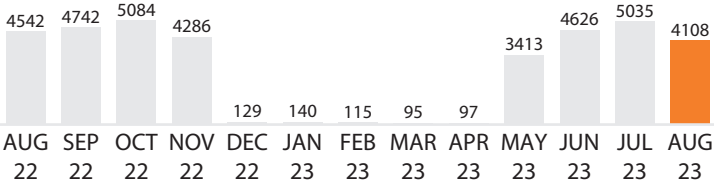
000600040366600119120000159649700001596497

ELECTRIC USAGE

 Ten 100 W light bulbs for 1 hour = 1 kWh

Meter # [REDACTED]

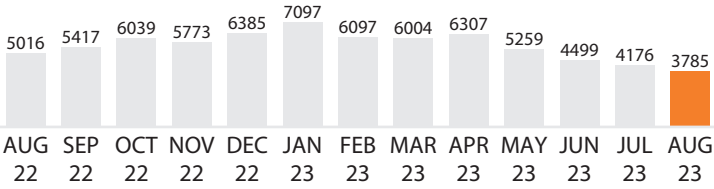
Present Reading 22745 kWh - Previous Reading 18637 kWh = Usage **4108 kWh**



THIS MONTH	29 Days Billed	142 kWh/day
LAST MONTH	33 Days Billed	153 kWh/day
LAST YEAR	29 Days Billed	157 kWh/day

Meter # [REDACTED]

Present Reading 57625 kWh - Previous Reading 53840 kWh = Usage **3785 kWh**



THIS MONTH	29 Days Billed	131 kWh/day
LAST MONTH	33 Days Billed	127 kWh/day
LAST YEAR	29 Days Billed	173 kWh/day

WATER USAGE

 One thousand gallons = 1 KGAL

*Meter [REDACTED]

Present Reading 172315 KGAL - Previous Reading 171245 KGAL = Usage **1070 KGAL**

Meter [REDACTED]

Present Reading 1232 KGAL - Previous Reading 0 KGAL = Usage **1232 KGAL**

*Meter Exchange Occurred During Billing Period

WAYS TO PAY

 Online www.eweb.org
 Phone 541-685-7000

Manage your account online

Visit eweb.org for more tools and information. Learn more about your usage trends, set up notifications, schedule payments and more.

CURRENT CHARGES DETAIL

07/05/2023 - 08/03/2023 (29 DAYS)

 **EWEB SERVICES | 541-685-7000**

ELECTRIC

METER [REDACTED]

Cost Of Basic Service \$27.50
 Delivery Charges Small Gen Svc (1750 kWh x \$0.03800) \$66.50
 Delivery Charges Small Gen Svc (2358 kWh x \$0.00140) \$3.30
 Demand Charge Small Gen Svc (6.56000 kW x \$0) \$0.00
 Energy Charge - Small Gen Svc (4108 kWh x \$0.07320) \$300.71

METER [REDACTED]

Cost Of Basic Service \$27.50
 Delivery Charges Small Gen Svc (1750 kWh x \$0.03800) \$66.50
 Delivery Charges Small Gen Svc (2035 kWh x \$0.00140) \$2.85
 Demand Charge Small Gen Svc (8.53000 kW x \$0) \$0.00
 Energy Charge - Small Gen Svc (3785 kWh x \$0.07320) \$277.06


TOTAL \$771.92


WATER


Cost Of Basic Service \$552.09
 Watershed Recovery Fee \$18.00
 Water-General Svc-Inside City (2302 KGAL x \$3.14800) \$7,246.70


TOTAL \$7,816.79

Understanding your bill

 **Cost of Basic Service:** supports fixed costs such as metering, billing and customer service. This is a charge for having service available and is billed even if no water, electricity or wastewater services are used.

 **Delivery/Demand Charge:** covers the cost of bringing power to your home or business, including maintaining the poles, lines and substations.

 **Energy Charge:** covers the cost of producing the electricity and sending it long distance to EWEB's distribution system.

 **Wastewater Charge:** Bills issued Dec. - April are based on actual water consumption. Bills issued May - Nov. are based on the previous winter's average monthly usage or on the actual water used, whichever is less.

Who do I contact? Contact **EWEB** at **541-685-7000** for water and electric questions and any account servicing requests. Contact the **City of Eugene** at **541-682-4900** for wastewater/stormwater questions.



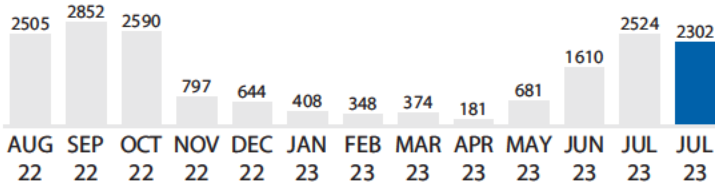
EUGENE WATER & ELECTRIC BOARD
541-685-7000



CITY OF EUGENE
Wastewater & Stormwater
541-682-4900

Bill Date: 08/09/2023

WATER USAGE (Continued)



THIS MONTH	29 Days Billed	2302 KGAL/month
LAST MONTH	33 Days Billed	2524 KGAL/month
LAST YEAR	29 Days Billed	2505 KGAL/month

CURRENT CHARGES DETAIL (Continued)



CITY SERVICES | 541-682-4900

EWEB serves as the billing agent for City of Eugene wastewater and stormwater services. For more information, please go to www.eugene-or.gov and click on Services.



WASTEWATER

Cost Of Basic Service \$15.16
 Consumption-Based Charge (388.662 KGAL x \$7.075)* \$2,749.78
**based on average calculation*

TOTAL \$2,764.94



STORMWATER

Administrative Charge \$2.24
 City Of Eugene Stormwater Service 708 ESUs @ \$6.51 per ESU \$4,609.08
 (ESU = 1000 square feet of impervious area)

TOTAL \$4,611.32



00000000



EUGENE WATER & ELECTRIC BOARD
541-685-7000



CITY OF EUGENE
Wastewater & Stormwater
541-682-4900

Bill Date: 08/09/2023

DID YOU KNOW?

Did you know EWEB offers commercial lighting rebates? Participating can help you save energy while improving lighting quality, control, comfort, and security. Find out more by visiting eweb.org/businessrebates. To speak with an expert, call 541-685-7088 or email us at ems.answers@eweb.org.

BILLING SUMMARY

PREVIOUS BALANCE	\$967.71
PAYMENT(S) MADE	-\$967.71
BALANCE FORWARD	\$0.00
CURRENT CHARGES due 08/29	\$955.86
TOTAL AMOUNT DUE	\$955.86

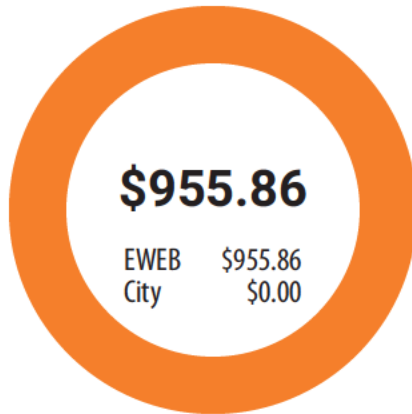
TOTAL AMOUNT DUE

by 08/29/2023

\$955.86

CURRENT CHARGES

07/05/2023 - 08/03/2023 (29 DAYS)



EWEB
Electric

\$955.86



Cost per day
\$32.96

See Back for Charge and Meter Details

Current Charges due by 08/29 \$955.86



EWEB
4200 ROOSEVELT BLVD
EUGENE OR 97402

Total Amount Due \$955.86

AUTO PAY - NO PAYMENT REQUIRED

00000000

Pay online or by phone. Details on reverse side.



0195296-EWES241983-ST.NOPRIN-001063



SEND REMITTANCE TO:



EUGENE WATER & ELECTRIC BOARD
PO BOX 35192
SEATTLE WA 98124-5192

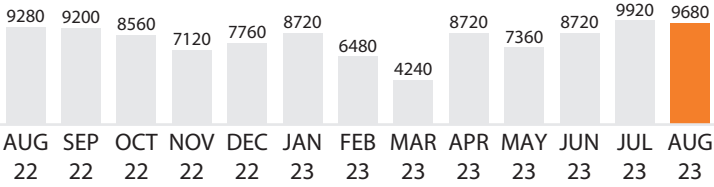
000200040366600119540000009558600000095586

ELECTRIC USAGE

 Ten 100 W light bulbs for 1 hour = 1 kWh

Meter # XXXXXXXXXX

Present Reading (9699 kWh) - Previous Reading (9578 kWh) X Multiplier (80) = Usage (9680 kWh)



THIS MONTH	29 Days Billed	334 kWh/day
LAST MONTH	33 Days Billed	301 kWh/day
LAST YEAR	29 Days Billed	320 kWh/day

CURRENT CHARGES DETAIL

07/05/2023 - 08/03/2023 (29 DAYS)

 **EWEB SERVICES | 541-685-7000**

ELECTRIC

Cost Of Basic Service	\$27.50
Delivery Charges Small Gen Svc (1750 kWh x \$0.03800)	\$66.50
Delivery Charges Small Gen Svc (7930 kWh x \$0.00140)	\$11.10
Demand Charge Small Gen Svc (10 kW x \$0)	\$0.00
Demand Charge Small Gen Svc (18.80000 kW x \$7.56300)	\$142.18
Energy Charge - Small Gen Svc (9680 kWh x \$0.07320)	\$708.58
TOTAL	\$955.86





WAYS TO PAY

 Online www.eweb.org  Phone 541-685-7000

Manage your account online

Visit eweb.org for more tools and information. Learn more about your usage trends, set up notifications, schedule payments and more.

Understanding your bill

-  **Cost of Basic Service:** supports fixed costs such as metering, billing and customer service. This is a charge for having service available and is billed even if no water, electricity or wastewater services are used.
-  **Delivery/Demand Charge:** covers the cost of bringing power to your home or business, including maintaining the poles, lines and substations.
-  **Energy Charge:** covers the cost of producing the electricity and sending it long distance to EWEB's distribution system.
-  **Wastewater Charge:** Bills issued Dec. - April are based on actual water consumption. Bills issued May – Nov. are based on the previous winter's average monthly usage or on the actual water used, whichever is less.

Who do I contact? Contact **EWEB** at **541-685-7000** for water and electric questions and any account servicing requests. Contact the **City of Eugene** at **541-682-4900** for wastewater/stormwater questions.



EUGENE WATER & ELECTRIC BOARD
541-685-7000



CITY OF EUGENE
Wastewater & Stormwater
541-682-4900

Bill Date: 08/09/2023

DID YOU KNOW?

Did you know EWEB offers commercial lighting rebates? Participating can help you save energy while improving lighting quality, control, comfort, and security. Find out more by visiting eweb.org/businessrebates. To speak with an expert, call 541-685-7088 or email us at ems.answers@eweb.org.

BILLING SUMMARY

PREVIOUS BALANCE	\$63.08
PAYMENT(S) MADE	-\$63.08
BALANCE FORWARD	\$0.00
CURRENT CHARGES due 08/29	\$54.19
TOTAL AMOUNT DUE	\$54.19

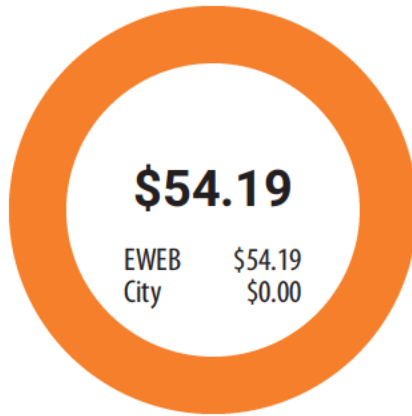
TOTAL AMOUNT DUE

by 08/29/2023

\$54.19

CURRENT CHARGES

07/05/2023 - 08/03/2023 (29 DAYS)



EWEB
Electric

\$54.19



Cost per day
\$1.87

See Back for Charge and Meter Details

Current Charges due by 08/29 \$54.19



EWEB
4200 ROOSEVELT BLVD
EUGENE OR 97402

Total Amount Due	\$54.19
AUTO PAY - NO PAYMENT REQUIRED	

00000000

Pay online or by phone. Details on reverse side.



0195296-EWES241983-ST.NOPRIN-001063



SEND REMITTANCE TO:



EUGENE WATER & ELECTRIC BOARD
PO BOX 35192
SEATTLE WA 98124-5192

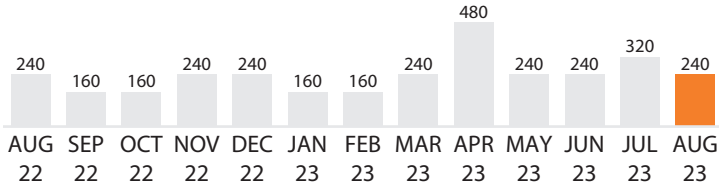
000400040366600119550000000541900000005419

ELECTRIC USAGE

 Ten 100 W light bulbs for 1 hour = 1 kWh

Meter XXXXXXXXXX

Present Reading (1624 kWh) - Previous Reading (1621 kWh) X Multiplier (80) = Usage (240 kWh)



THIS MONTH	29 Days Billed	8 kWh/day
LAST MONTH	33 Days Billed	10 kWh/day
LAST YEAR	29 Days Billed	8 kWh/day

CURRENT CHARGES DETAIL

07/05/2023 - 08/03/2023 (29 DAYS)

 **EWEB SERVICES | 541-685-7000**

ELECTRIC

Cost Of Basic Service	\$27.50
Delivery Charges Small Gen Svc (240 kWh x \$0.03800)	\$9.12
Demand Charge Small Gen Svc (1.60000 kW x \$0)	\$0.00
Energy Charge - Small Gen Svc (240 kWh x \$0.07320)	\$17.57
TOTAL	\$54.19





WAYS TO PAY

 Online www.eweb.org  Phone 541-685-7000

Manage your account online

Visit eweb.org for more tools and information. Learn more about your usage trends, set up notifications, schedule payments and more.

Understanding your bill

-  **Cost of Basic Service:** supports fixed costs such as metering, billing and customer service. This is a charge for having service available and is billed even if no water, electricity or wastewater services are used.
-  **Delivery/Demand Charge:** covers the cost of bringing power to your home or business, including maintaining the poles, lines and substations.
-  **Energy Charge:** covers the cost of producing the electricity and sending it long distance to EWEB's distribution system.
-  **Wastewater Charge:** Bills issued Dec. - April are based on actual water consumption. Bills issued May – Nov. are based on the previous winter's average monthly usage or on the actual water used, whichever is less.

Who do I contact? Contact **EWEB** at **541-685-7000** for water and electric questions and any account servicing requests. Contact the **City of Eugene** at **541-682-4900** for wastewater/stormwater questions.



EUGENE WATER & ELECTRIC BOARD
541-685-7000



CITY OF EUGENE
Wastewater & Stormwater
541-682-4900

Bill Date: 10/10/2023

DID YOU KNOW?

Storm drains need regular cleaning to reduce pollution and prevent flooding. Businesses are required to clean storm drains on their properties. Lane County is coordinating a Stormdrain Cleaning Assistance Program to provide low-cost options of \$65 for single drains and \$130 for double catch basins. Sign up before Oct. 31, 2023. For more: LaneCountyor.gov/SCAP

BILLING SUMMARY

PREVIOUS BALANCE	\$17,252.10
PAYMENT(S) MADE	-\$17,252.10
BALANCE FORWARD	\$0.00
CURRENT CHARGES due 10/30	\$14,210.51
TOTAL AMOUNT DUE	\$14,210.51

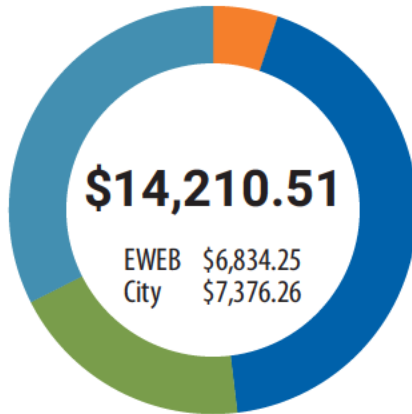
TOTAL AMOUNT DUE

by 10/30/2023

\$14,210.51

CURRENT CHARGES

09/05/2023 - 10/04/2023 (29 DAYS)



	EWEB Electric	\$733.12
	EWEB Water	\$6,101.13
	City of Eugene Wastewater	\$2,764.94
	City of Eugene Stormwater	\$4,611.32

Cost per day \$25.28 Cost per day \$210.38

See Back for Charge and Meter Details



EWEB
4200 ROOSEVELT BLVD
EUGENE OR 97402

Current Charges due by 10/30 \$14,210.51

Total Amount Due \$14,210.51

AUTO PAY - NO PAYMENT REQUIRED

Pay online or by phone. Details on reverse side.



SEND REMITTANCE TO:



EUGENE WATER & ELECTRIC BOARD
PO BOX 35192
SEATTLE WA 98124-5192

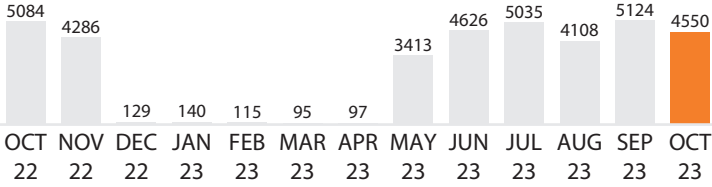
000100040366600119120000142105100001421051

ELECTRIC USAGE

 Ten 100 W light bulbs for 1 hour = 1 kWh

Meter [REDACTED]

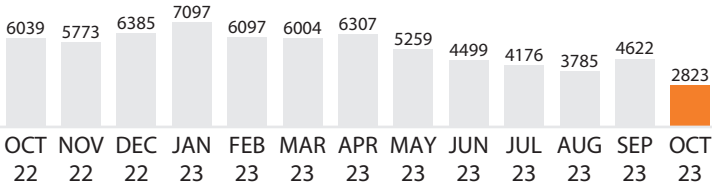
Present Reading 32419 kWh - Previous Reading 27869 kWh = Usage **4550 kWh**



THIS MONTH	29 Days Billed	157 kWh/day
LAST MONTH	33 Days Billed	155 kWh/day
LAST YEAR	32 Days Billed	159 kWh/day

Meter [REDACTED]

Present Reading 65070 kWh - Previous Reading 62247 kWh = Usage **2823 kWh**



THIS MONTH	29 Days Billed	97 kWh/day
LAST MONTH	33 Days Billed	140 kWh/day
LAST YEAR	32 Days Billed	189 kWh/day

WATER USAGE

 One thousand gallons = 1 KGAL

Meter [REDACTED]

Present Reading 5655 KGAL - Previous Reading 3898 KGAL = Usage **1757 KGAL**

WAYS TO PAY

- Online www.eweb.org
- Phone 541-685-7000

Manage your account online

Visit eweb.org for more tools and information. Learn more about your usage trends, set up notifications, schedule payments and more.

CURRENT CHARGES DETAIL

09/05/2023 - 10/04/2023 (29 DAYS)

 **EWEB SERVICES | 541-685-7000**

ELECTRIC

METER # [REDACTED]

Cost Of Basic Service	\$27.50
Delivery Charges Small Gen Svc (1750 kWh x \$0.03800)	\$66.50
Delivery Charges Small Gen Svc (2800 kWh x \$0.00140)	\$3.92
Demand Charge Small Gen Svc (6.59000 kW x \$0)	\$0.00
Energy Charge - Small Gen Svc (4550 kWh x \$0.07320)	\$333.06

METER # [REDACTED]

Cost Of Basic Service	\$27.50
Delivery Charges Small Gen Svc (1750 kWh x \$0.03800)	\$66.50
Delivery Charges Small Gen Svc (1073 kWh x \$0.00140)	\$1.50
Demand Charge Small Gen Svc (8.25000 kW x \$0)	\$0.00
Energy Charge - Small Gen Svc (2823 kWh x \$0.07320)	\$206.64





TOTAL \$733.12

WATER

Cost Of Basic Service	\$552.09
Watershed Recovery Fee	\$18.00
Water-General Svc-Inside City (1757 KGAL x \$3.14800)	\$5,531.04

TOTAL \$6,101.13

Understanding your bill

-  **Cost of Basic Service:** supports fixed costs such as metering, billing and customer service. This is a charge for having service available and is billed even if no water, electricity or wastewater services are used.
-  **Delivery/Demand Charge:** covers the cost of bringing power to your home or business, including maintaining the poles, lines and substations.
-  **Energy Charge:** covers the cost of producing the electricity and sending it long distance to EWEB's distribution system.
-  **Wastewater Charge:** Bills issued Dec. - April are based on actual water consumption. Bills issued May - Nov. are based on the previous winter's average monthly usage or on the actual water used, whichever is less.

Who do I contact? Contact **EWEB** at **541-685-7000** for water and electric questions and any account servicing requests. Contact the **City of Eugene** at **541-682-4900** for wastewater/stormwater questions.



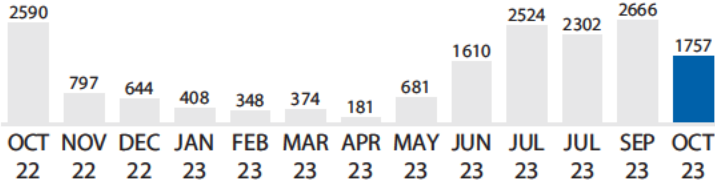
EUGENE WATER & ELECTRIC BOARD
541-685-7000



CITY OF EUGENE
Wastewater & Stormwater
541-682-4900

Bill Date: 10/10/2023

WATER USAGE (Continued)



THIS MONTH	29 Days Billed	1757 KGAL/month
LAST MONTH	33 Days Billed	2666 KGAL/month
LAST YEAR	32 Days Billed	2590 KGAL/month

CURRENT CHARGES DETAIL (Continued)



CITY SERVICES | 541-682-4900

EWEB serves as the billing agent for City of Eugene wastewater and stormwater services. For more information, please go to www.eugene-or.gov and click on Services.



WASTEWATER

Cost Of Basic Service \$15.16
 Consumption-Based Charge (388.662 KGAL x \$7.075)* \$2,749.78
**based on average calculation*

TOTAL \$2,764.94



STORMWATER

Administrative Charge \$2.24
 City Of Eugene Stormwater Service 708 ESUs @ \$6.51 per ESU \$4,609.08
 (ESU = 1000 square feet of impervious area)

TOTAL \$4,611.32



00000000



EUGENE WATER & ELECTRIC BOARD
541-685-7000



CITY OF EUGENE
Wastewater & Stormwater
541-682-4900

Bill Date: 10/10/2023

DID YOU KNOW?

Storm drains need regular cleaning to reduce pollution and prevent flooding. Businesses are required to clean storm drains on their properties. Lane County is coordinating a Stormdrain Cleaning Assistance Program to provide low-cost options of \$65 for single drains and \$130 for double catch basins. Sign up before Oct. 31, 2023. For more: LaneCountyor.gov/SCAP

BILLING SUMMARY

PREVIOUS BALANCE	\$979.49
PAYMENT(S) MADE	-\$979.49
BALANCE FORWARD	\$0.00
CURRENT CHARGES due 10/30	\$579.63
TOTAL AMOUNT DUE	\$579.63

TOTAL AMOUNT DUE

by 10/30/2023

\$579.63

CURRENT CHARGES

09/05/2023 - 10/04/2023 (29 DAYS)



EWEB
Electric

\$579.63



Cost per day
\$19.99

See Back for Charge and Meter Details



EWEB
4200 ROOSEVELT BLVD
EUGENE OR 97402

Current Charges due by 10/30

\$579.63

Total Amount Due

\$579.63

AUTO PAY - NO PAYMENT REQUIRED

Pay online or by phone. Details on reverse side.



0202034-EWES247939-ST.NOPRIN-001043

SEND REMITTANCE TO:



EUGENE WATER & ELECTRIC BOARD
PO BOX 35192
SEATTLE WA 98124-5192

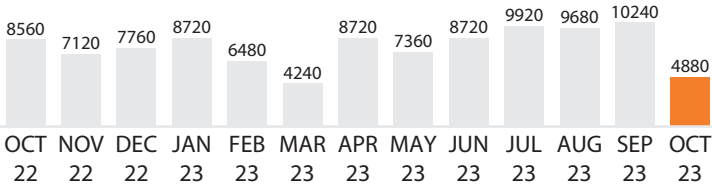
000200040366600119540000005796300000057963

ELECTRIC USAGE

 Ten 100 W light bulbs for 1 hour = 1 kWh

Meter # XXXXXXXXXX

Present Reading (9888 kWh) - Previous Reading (9827 kWh) X Multiplier (80) = Usage (4880 kWh)



THIS MONTH	29 Days Billed	168 kWh/day
LAST MONTH	33 Days Billed	310 kWh/day
LAST YEAR	32 Days Billed	268 kWh/day

CURRENT CHARGES DETAIL

09/05/2023 - 10/04/2023 (29 DAYS)

 **EWEB SERVICES | 541-685-7000**

ELECTRIC

Cost Of Basic Service	\$27.50
Delivery Charges Small Gen Svc (1750 kWh x \$0.03800)	\$66.50
Delivery Charges Small Gen Svc (3130 kWh x \$0.00140)	\$4.38
Demand Charge Small Gen Svc (10 kW x \$0)	\$0.00
Demand Charge Small Gen Svc (16.40000 kW x \$7.56300)	\$124.03
Energy Charge - Small Gen Svc (4880 kWh x \$0.07320)	\$357.22
TOTAL	\$579.63





WAYS TO PAY

 Online www.eweb.org  Phone 541-685-7000

Manage your account online

Visit eweb.org for more tools and information. Learn more about your usage trends, set up notifications, schedule payments and more.

Understanding your bill

-  **Cost of Basic Service:** supports fixed costs such as metering, billing and customer service. This is a charge for having service available and is billed even if no water, electricity or wastewater services are used.
-  **Delivery/Demand Charge:** covers the cost of bringing power to your home or business, including maintaining the poles, lines and substations.
-  **Energy Charge:** covers the cost of producing the electricity and sending it long distance to EWEB's distribution system.
-  **Wastewater Charge:** Bills issued Dec. - April are based on actual water consumption. Bills issued May – Nov. are based on the previous winter's average monthly usage or on the actual water used, whichever is less.

Who do I contact? Contact **EWEB** at **541-685-7000** for water and electric questions and any account servicing requests. Contact the **City of Eugene** at **541-682-4900** for wastewater/stormwater questions.



EUGENE WATER & ELECTRIC BOARD
541-685-7000



CITY OF EUGENE
Wastewater & Stormwater
541-682-4900

Bill Date: 10/10/2023

DID YOU KNOW?

Storm drains need regular cleaning to reduce pollution and prevent flooding. Businesses are required to clean storm drains on their properties. Lane County is coordinating a Stormdrain Cleaning Assistance Program to provide low-cost options of \$65 for single drains and \$130 for double catch basins. Sign up before Oct. 31, 2023. For more: LaneCountyor.gov/SCAP

BILLING SUMMARY

PREVIOUS BALANCE	\$71.98
PAYMENT(S) MADE	-\$71.98
BALANCE FORWARD	\$0.00
CURRENT CHARGES due 10/30	\$54.19
TOTAL AMOUNT DUE	\$54.19

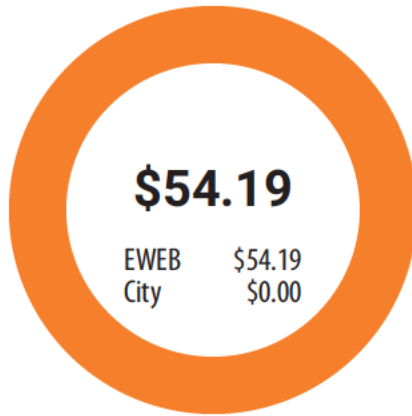
TOTAL AMOUNT DUE

by 10/30/2023

\$54.19

CURRENT CHARGES

09/05/2023 - 10/04/2023 (29 DAYS)



EWB
Electric

\$54.19



Cost per day
\$1.87

See Back for Charge and Meter Details



EWB
4200 ROOSEVELT BLVD
EUGENE OR 97402

Current Charges due by 10/30

\$54.19

Total Amount Due

\$54.19

AUTO PAY - NO PAYMENT REQUIRED

Pay online or by phone. Details on reverse side.



0202034-EWES247939-ST.NOPRIN-001043

SEND REMITTANCE TO:



EUGENE WATER & ELECTRIC BOARD
PO BOX 35192
SEATTLE WA 98124-5192

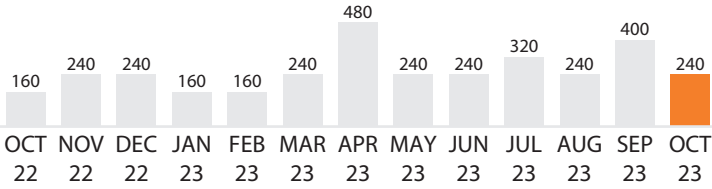
00040004036660011955000000541900000005419

ELECTRIC USAGE

 Ten 100 W light bulbs for 1 hour = 1 kWh

Meter # XXXXXXXXXX

Present Reading (1632 kWh) - Previous Reading (1629 kWh) X Multiplier (80) = Usage (240 kWh)



THIS MONTH	29 Days Billed	8 kWh/day
LAST MONTH	33 Days Billed	12 kWh/day
LAST YEAR	32 Days Billed	5 kWh/day

CURRENT CHARGES DETAIL

09/05/2023 - 10/04/2023 (29 DAYS)



EWEB SERVICES | 541-685-7000



ELECTRIC

Cost Of Basic Service	\$27.50
Delivery Charges Small Gen Svc (240 kWh x \$0.03800)	\$9.12
Demand Charge Small Gen Svc (3.20000 kW x \$0)	\$0.00
Energy Charge - Small Gen Svc (240 kWh x \$0.07320)	\$17.57
TOTAL	\$54.19

WAYS TO PAY



Online
www.eweb.org



Phone
541-685-7000

Manage your account online

Visit eweb.org for more tools and information. Learn more about your usage trends, set up notifications, schedule payments and more.

Understanding your bill



Cost of Basic Service: supports fixed costs such as metering, billing and customer service. This is a charge for having service available and is billed even if no water, electricity or wastewater services are used.



Delivery/Demand Charge: covers the cost of bringing power to your home or business, including maintaining the poles, lines and substations.



Energy Charge: covers the cost of producing the electricity and sending it long distance to EWEB's distribution system.



Wastewater Charge: Bills issued Dec. - April are based on actual water consumption. Bills issued May - Nov. are based on the previous winter's average monthly usage or on the actual water used, whichever is less.

Who do I contact? Contact **EWEB** at **541-685-7000** for water and electric questions and any account servicing requests. Contact the **City of Eugene** at **541-682-4900** for wastewater/stormwater questions.



EUGENE WATER & ELECTRIC BOARD
541-685-7000



CITY OF EUGENE
Wastewater & Stormwater
541-682-4900

Bill Date: 11/08/2023

DID YOU KNOW?

Did you know that heating could account for nearly half of your business' energy bill? Reduce energy waste by installing a connected thermostat. Energy savings are associated with reduced heating and fan energy during unoccupied hours. Learn more about connected thermostats and other commercial rebate programs at eweb.org/businessrebates.

BILLING SUMMARY

PREVIOUS BALANCE	\$14,210.51
PAYMENT(S) MADE	-\$14,210.51
BALANCE FORWARD	\$0.00
CURRENT CHARGES due 11/28	\$10,278.42
TOTAL AMOUNT DUE	\$10,278.42

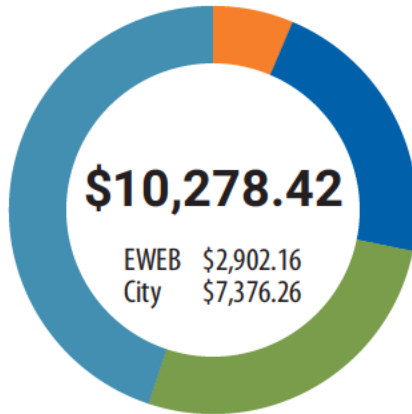
TOTAL AMOUNT DUE

by 11/28/2023

\$10,278.42

CURRENT CHARGES

10/04/2023 - 11/02/2023 (29 DAYS)



	EWEB Electric	\$657.33
	EWEB Water	\$2,244.83
	City of Eugene Wastewater	\$2,764.94
	City of Eugene Stormwater	\$4,611.32

Cost per day \$22.67 Cost per day \$77.41

See Back for Charge and Meter Details



EWEB
4200 ROOSEVELT BLVD
EUGENE OR 97402

Current Charges due by 11/28 \$10,278.42

Total Amount Due \$10,278.42

AUTO PAY - NO PAYMENT REQUIRED

Pay online or by phone. Details on reverse side.



SEND REMITTANCE TO:



EUGENE WATER & ELECTRIC BOARD
PO BOX 35192
SEATTLE WA 98124-5192

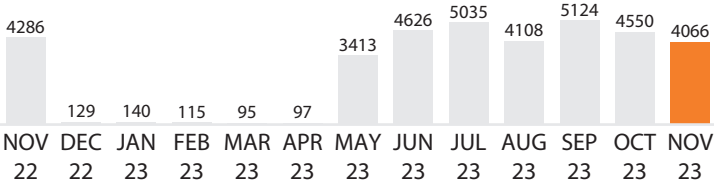
000000040366600119120000102784200001027842

ELECTRIC USAGE

 Ten 100 W light bulbs for 1 hour = 1 kWh

Meter # XXXXXXXXXX

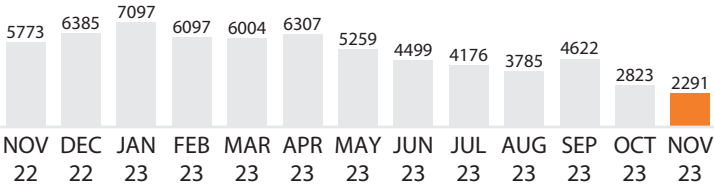
Present Reading 36485 kWh - Previous Reading 32419 kWh = Usage **4066 kWh**



THIS MONTH	29 Days Billed	140 kWh/day
LAST MONTH	29 Days Billed	157 kWh/day
LAST YEAR	29 Days Billed	148 kWh/day

Meter # XXXXXXXXXX

Present Reading 67361 kWh - Previous Reading 65070 kWh = Usage **2291 kWh**



THIS MONTH	29 Days Billed	79 kWh/day
LAST MONTH	29 Days Billed	97 kWh/day
LAST YEAR	29 Days Billed	199 kWh/day

WATER USAGE

 One thousand gallons = 1 KGAL

Meter # XXXXXXXXXX

Present Reading 6187 KGAL - Previous Reading 5655 KGAL = Usage **532 KGAL**

WAYS TO PAY

-  Online www.eweb.org
-  Phone 541-685-7000

Manage your account online

Visit eweb.org for more tools and information. Learn more about your usage trends, set up notifications, schedule payments and more.

CURRENT CHARGES DETAIL

10/04/2023 - 11/02/2023 (29 DAYS)

 **EWEB SERVICES | 541-685-7000**

ELECTRIC

METER # 116625

Cost Of Basic Service	\$27.50
Delivery Charges Small Gen Svc (1750 kWh x \$0.03800)	\$66.50
Delivery Charges Small Gen Svc (2316 kWh x \$0.00140)	\$3.24
Demand Charge Small Gen Svc (6.58000 kW x \$0)	\$0.00
Energy Charge - Small Gen Svc (4066 kWh x \$0.07320)	\$297.63

METER # 117621

Cost Of Basic Service	\$27.50
Delivery Charges Small Gen Svc (1750 kWh x \$0.03800)	\$66.50
Delivery Charges Small Gen Svc (541 kWh x \$0.00140)	\$0.76
Demand Charge Small Gen Svc (5.91000 kW x \$0)	\$0.00
Energy Charge - Small Gen Svc (2291 kWh x \$0.07320)	\$167.70


TOTAL \$657.33


WATER


Cost Of Basic Service	\$552.09
Watershed Recovery Fee	\$18.00
Water-General Svc-Inside City (532 KGAL x \$3.14800)	\$1,674.74


TOTAL \$2,244.83

Understanding your bill

 **Cost of Basic Service:** supports fixed costs such as metering, billing and customer service. This is a charge for having service available and is billed even if no water, electricity or wastewater services are used.

 **Delivery/Demand Charge:** covers the cost of bringing power to your home or business, including maintaining the poles, lines and substations.

 **Energy Charge:** covers the cost of producing the electricity and sending it long distance to EWEB's distribution system.

 **Wastewater Charge:** Bills issued Dec. - April are based on actual water consumption. Bills issued May - Nov. are based on the previous winter's average monthly usage or on the actual water used, whichever is less.

Who do I contact? Contact **EWEB** at **541-685-7000** for water and electric questions and any account servicing requests. Contact the **City of Eugene** at **541-682-4900** for wastewater/stormwater questions.



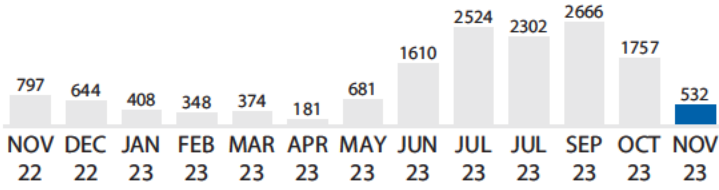
EUGENE WATER & ELECTRIC BOARD
541-685-7000



CITY OF EUGENE
Wastewater & Stormwater
541-682-4900

Bill Date: 11/08/2023

WATER USAGE (Continued)



THIS MONTH	29 Days Billed	532 KGAL/month
LAST MONTH	29 Days Billed	1757 KGAL/month
LAST YEAR	29 Days Billed	797 KGAL/month

CURRENT CHARGES DETAIL (Continued)



CITY SERVICES | 541-682-4900

EWEB serves as the billing agent for City of Eugene wastewater and stormwater services. For more information, please go to www.eugene-or.gov and click on Services.



WASTEWATER

Cost Of Basic Service \$15.16
 Consumption-Based Charge (388.662 KGAL x \$7.075)* \$2,749.78
**based on average calculation*

TOTAL \$2,764.94



STORMWATER

Administrative Charge \$2.24
 City Of Eugene Stormwater Service 708 ESUs @ \$6.51 per ESU \$4,609.08
 (ESU = 1000 square feet of impervious area)

TOTAL \$4,611.32



00000000



EUGENE WATER & ELECTRIC BOARD
541-685-7000



CITY OF EUGENE
Wastewater & Stormwater
541-682-4900

Bill Date: 11/08/2023

DID YOU KNOW?

Did you know that heating could account for nearly half of your business' energy bill? Reduce energy waste by installing a connected thermostat. Energy savings are associated with reduced heating and fan energy during unoccupied hours. Learn more about connected thermostats and other commercial rebate programs at eweb.org/businessrebates.

BILLING SUMMARY

PREVIOUS BALANCE	\$579.63
PAYMENT(S) MADE	-\$579.63
BALANCE FORWARD	\$0.00
CURRENT CHARGES due 11/28	\$270.59
TOTAL AMOUNT DUE	\$270.59

TOTAL AMOUNT DUE

by 11/28/2023

\$270.59

CURRENT CHARGES

10/04/2023 - 11/02/2023 (29 DAYS)



EWB
Electric

\$270.59



Cost per day
\$9.33

See Back for Charge and Meter Details



EWB
4200 ROOSEVELT BLVD
EUGENE OR 97402

Current Charges due by 11/28

\$270.59

Total Amount Due

\$270.59

AUTO PAY - NO PAYMENT REQUIRED

Pay online or by phone. Details on reverse side.



0205430-EWES250796-ST.NOPRIN-001036

SEND REMITTANCE TO:



EUGENE WATER & ELECTRIC BOARD
PO BOX 35192
SEATTLE WA 98124-5192

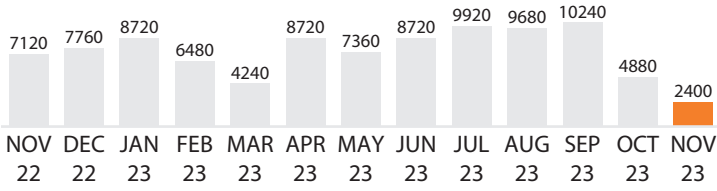
000400040366600119540000002705900000027059

ELECTRIC USAGE

 Ten 100 W light bulbs for 1 hour = 1 kWh

Meter # XXXXXXXXXX

Present Reading (9918 kWh) - Previous Reading (9888 kWh) X Multiplier (80) = Usage (2400 kWh)



THIS MONTH	29 Days Billed	83 kWh/day
LAST MONTH	29 Days Billed	168 kWh/day
LAST YEAR	29 Days Billed	246 kWh/day

CURRENT CHARGES DETAIL

10/04/2023 - 11/02/2023 (29 DAYS)

 **EWEB SERVICES | 541-685-7000**

ELECTRIC

Cost Of Basic Service	\$27.50
Delivery Charges Small Gen Svc (1750 kWh x \$0.03800)	\$66.50
Delivery Charges Small Gen Svc (650 kWh x \$0.00140)	\$0.91
Demand Charge Small Gen Svc (8.80000 kW x \$0)	\$0.00
Energy Charge - Small Gen Svc (2400 kWh x \$0.07320)	\$175.68

TOTAL \$270.59


WAYS TO PAY


 Online www.eweb.org  Phone 541-685-7000


Manage your account online


Visit eweb.org for more tools and information. Learn more about your usage trends, set up notifications, schedule payments and more.

Understanding your bill

 **Cost of Basic Service:** supports fixed costs such as metering, billing and customer service. This is a charge for having service available and is billed even if no water, electricity or wastewater services are used.

 **Delivery/Demand Charge:** covers the cost of bringing power to your home or business, including maintaining the poles, lines and substations.

 **Energy Charge:** covers the cost of producing the electricity and sending it long distance to EWEB's distribution system.

 **Wastewater Charge:** Bills issued Dec. - April are based on actual water consumption. Bills issued May – Nov. are based on the previous winter's average monthly usage or on the actual water used, whichever is less.

Who do I contact? Contact **EWEB** at **541-685-7000** for water and electric questions and any account servicing requests. Contact the **City of Eugene** at **541-682-4900** for wastewater/stormwater questions.



EUGENE WATER & ELECTRIC BOARD
541-685-7000



CITY OF EUGENE
Wastewater & Stormwater
541-682-4900

Bill Date: 11/08/2023

DID YOU KNOW?

Did you know that heating could account for nearly half of your business' energy bill? Reduce energy waste by installing a connected thermostat. Energy savings are associated with reduced heating and fan energy during unoccupied hours. Learn more about connected thermostats and other commercial rebate programs at eweb.org/businessrebates.

BILLING SUMMARY

PREVIOUS BALANCE	\$54.19
PAYMENT(S) MADE	-\$54.19
BALANCE FORWARD	\$0.00
CURRENT CHARGES due 11/28	\$54.19
TOTAL AMOUNT DUE	\$54.19

TOTAL AMOUNT DUE

by 11/28/2023

\$54.19

CURRENT CHARGES

10/04/2023 - 11/02/2023 (29 DAYS)



EWEB
Electric

\$54.19



Cost per day
\$1.87

See Back for Charge and Meter Details



EWEB
4200 ROOSEVELT BLVD
EUGENE OR 97402

Current Charges due by 11/28

\$54.19

Total Amount Due

\$54.19

AUTO PAY - NO PAYMENT REQUIRED

Pay online or by phone. Details on reverse side.



0205430-EWES250796-ST.NOPRIN-001036

SEND REMITTANCE TO:



EUGENE WATER & ELECTRIC BOARD
PO BOX 35192
SEATTLE WA 98124-5192

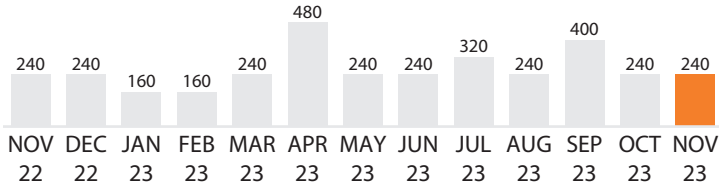
000400040366600119550000000541900000005419

ELECTRIC USAGE

 Ten 100 W light bulbs for 1 hour = 1 kWh

Meter # XXXXXXXXXX

Present Reading (1635 kWh) - Previous Reading (1632 kWh) X Multiplier (80) = Usage (240 kWh)



THIS MONTH	29 Days Billed	8 kWh/day
LAST MONTH	29 Days Billed	8 kWh/day
LAST YEAR	29 Days Billed	8 kWh/day

CURRENT CHARGES DETAIL

10/04/2023 - 11/02/2023 (29 DAYS)

 **EWEB SERVICES | 541-685-7000**

ELECTRIC

Cost Of Basic Service	\$27.50
Delivery Charges Small Gen Svc (240 kWh x \$0.03800)	\$9.12
Demand Charge Small Gen Svc (2.40000 kW x \$0)	\$0.00
Energy Charge - Small Gen Svc (240 kWh x \$0.07320)	\$17.57
TOTAL	\$54.19


WAYS TO PAY


 Online www.eweb.org  Phone 541-685-7000


Manage your account online


Visit eweb.org for more tools and information. Learn more about your usage trends, set up notifications, schedule payments and more.

Understanding your bill

 **Cost of Basic Service:** supports fixed costs such as metering, billing and customer service. This is a charge for having service available and is billed even if no water, electricity or wastewater services are used.

 **Delivery/Demand Charge:** covers the cost of bringing power to your home or business, including maintaining the poles, lines and substations.

 **Energy Charge:** covers the cost of producing the electricity and sending it long distance to EWEB's distribution system.

 **Wastewater Charge:** Bills issued Dec. - April are based on actual water consumption. Bills issued May - Nov. are based on the previous winter's average monthly usage or on the actual water used, whichever is less.

Who do I contact? Contact **EWEB** at **541-685-7000** for water and electric questions and any account servicing requests. Contact the **City of Eugene** at **541-682-4900** for wastewater/stormwater questions.



EUGENE WATER & ELECTRIC BOARD
541-685-7000



CITY OF EUGENE
Wastewater & Stormwater
541-682-4900

Bill Date: 12/08/2023

DID YOU KNOW?

Emergencies can happen any time. If a major storm or other disaster strikes, are you prepared to be without power or water? Sign up for EWEB's Pledge to Prepare, a 12-month blueprint for emergency preparedness. We'll provide a monthly checklist to help you build an emergency kit and you'll have a chance to win valuable supplies. Sign up at eweb.org/p2p.

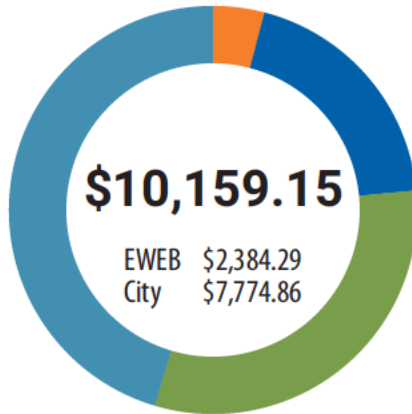
BILLING SUMMARY

PREVIOUS BALANCE	\$10,278.42
PAYMENT(S) MADE	-\$10,278.42
BALANCE FORWARD	\$0.00
CURRENT CHARGES due 12/28	\$10,159.15
TOTAL AMOUNT DUE	\$10,159.15

TOTAL AMOUNT DUE
by 12/28/2023
\$10,159.15

CURRENT CHARGES

11/02/2023 - 12/04/2023 (32 DAYS)



EWEB	Electric	\$413.34
EWEB	Water	\$1,970.95
City of Eugene	Wastewater	\$3,163.54
City of Eugene	Stormwater	\$4,611.32

Cost per day \$12.92 Cost per day \$61.59

See Back for Charge and Meter Details



EWEB
4200 ROOSEVELT BLVD
EUGENE OR 97402

Current Charges due by 12/28 \$10,159.15

Total Amount Due **\$10,159.15**

AUTO PAY - NO PAYMENT REQUIRED

Pay online or by phone. Details on reverse side.



SEND REMITTANCE TO:



EUGENE WATER & ELECTRIC BOARD
PO BOX 35192
SEATTLE WA 98124-5192

000500040366600119120000101591500001015915

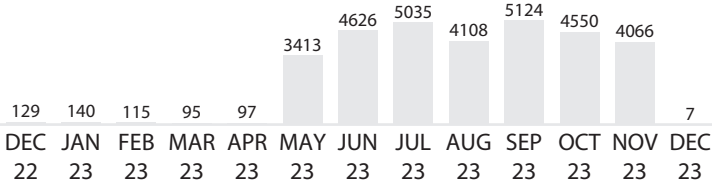
00000000

ELECTRIC USAGE

 Ten 100 W light bulbs for 1 hour = 1 kWh

Meter # [REDACTED]

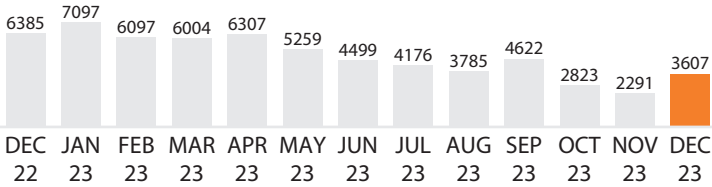
Present Reading 36492 kWh - Previous Reading 36485 kWh = Usage **7 kWh**



THIS MONTH	32 Days Billed	0 kWh/day
LAST MONTH	29 Days Billed	140 kWh/day
LAST YEAR	30 Days Billed	4 kWh/day

Meter # [REDACTED]

Present Reading 70968 kWh - Previous Reading 67361 kWh = Usage **3607 kWh**



THIS MONTH	32 Days Billed	113 kWh/day
LAST MONTH	29 Days Billed	79 kWh/day
LAST YEAR	30 Days Billed	213 kWh/day

WATER USAGE

 One thousand gallons = 1 KGAL

Meter # [REDACTED]

Present Reading 6632 KGAL - Previous Reading 6187 KGAL = Usage **445 KGAL**

WAYS TO PAY

 Online www.eweb.org
 Phone 541-685-7000

Manage your account online

Visit eweb.org for more tools and information. Learn more about your usage trends, set up notifications, schedule payments and more.

CURRENT CHARGES DETAIL

11/02/2023 - 12/04/2023 (32 DAYS)



EWEB SERVICES | 541-685-7000



ELECTRIC

METER # [REDACTED]

Cost Of Basic Service \$27.50
 Delivery Charges Small Gen Svc (7 kWh x \$0.03800) \$0.27
 Demand Charge Small Gen Svc (0.50000 kW x \$0) \$0.00
 Energy Charge - Small Gen Svc (7 kWh x \$0.07320) \$0.51

METER # [REDACTED]

Cost Of Basic Service \$27.50
 Delivery Charges Small Gen Svc (1750 kWh x \$0.03800) \$66.50
 Delivery Charges Small Gen Svc (1857 kWh x \$0.00140) \$2.60
 Demand Charge Small Gen Svc (10 kW x \$0) \$0.00
 Demand Charge Small Gen Svc (3.23000 kW x \$7.56300) \$24.43
 Energy Charge - Small Gen Svc (3607 kWh x \$0.07320) \$264.03

TOTAL \$413.34



WATER

Cost Of Basic Service \$552.09
 Watershed Recovery Fee \$18.00
 Water-General Svc-Inside City (445 KGAL x \$3.14800) \$1,400.86

TOTAL \$1,970.95



CITY SERVICES | 541-682-4900

EWEB serves as the billing agent for City of Eugene wastewater and stormwater services. For more information, please go to www.eugene-or.gov and click on Services.



WASTEWATER

Understanding your bill



Cost of Basic Service: supports fixed costs such as metering, billing and customer service. This is a charge for having service available and is billed even if no water, electricity or wastewater services are used.



Delivery/Demand Charge: covers the cost of bringing power to your home or business, including maintaining the poles, lines and substations.



Energy Charge: covers the cost of producing the electricity and sending it long distance to EWEB's distribution system.



Wastewater Charge: Bills issued Dec. - April are based on actual water consumption. Bills issued May - Nov. are based on the previous winter's average monthly usage or on the actual water used, whichever is less.

Who do I contact? Contact **EWEB** at **541-685-7000** for water and electric questions and any account servicing requests. Contact the **City of Eugene** at **541-682-4900** for wastewater/stormwater questions.



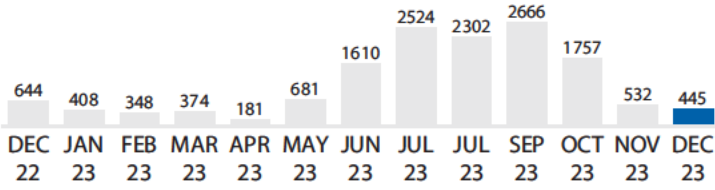
EUGENE WATER & ELECTRIC BOARD
541-685-7000



CITY OF EUGENE
Wastewater & Stormwater
541-682-4900

Bill Date: 12/08/2023

WATER USAGE (Continued)



THIS MONTH	32 Days Billed	445 KGAL/month
LAST MONTH	29 Days Billed	532 KGAL/month
LAST YEAR	30 Days Billed	644 KGAL/month

CURRENT CHARGES DETAIL (Continued)

Cost Of Basic Service	\$15.16
Consumption-Based Charge (445 KGAL x \$7.075)*	\$3,148.38
<i>*based on actual water used</i>	
TOTAL	\$3,163.54



STORMWATER

Administrative Charge	\$2.24
City Of Eugene Stormwater Service 708 ESUs @ \$6.51 per ESU	\$4,609.08
(ESU = 1000 square feet of impervious area)	
TOTAL	\$4,611.32





EUGENE WATER & ELECTRIC BOARD
541-685-7000



CITY OF EUGENE
Wastewater & Stormwater
541-682-4900

Bill Date: 12/08/2023

DID YOU KNOW?

Emergencies can happen any time. If a major storm or other disaster strikes, are you prepared to be without power or water? Sign up for EWEB's Pledge to Prepare, a 12-month blueprint for emergency preparedness. We'll provide a monthly checklist to help you build an emergency kit and you'll have a chance to win valuable supplies. Sign up at eweb.org/p2p.

BILLING SUMMARY

PREVIOUS BALANCE	\$270.59
PAYMENT(S) MADE	-\$270.59
BALANCE FORWARD	\$0.00
CURRENT CHARGES due 12/28	\$477.60
TOTAL AMOUNT DUE	\$477.60

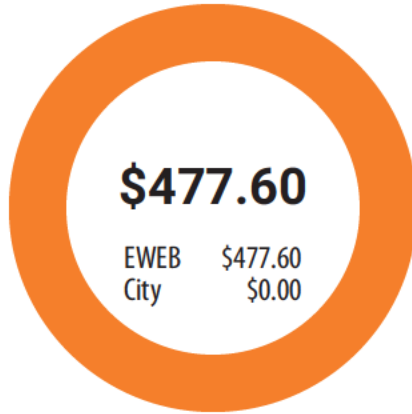
TOTAL AMOUNT DUE

by 12/28/2023

\$477.60

CURRENT CHARGES

11/02/2023 - 12/04/2023 (32 DAYS)



EWEB
Electric

\$477.60



Cost per day
\$14.93

See Back for Charge and Meter Details



EWEB
4200 ROOSEVELT BLVD
EUGENE OR 97402

Current Charges due by 12/28

\$477.60

Total Amount Due

\$477.60

AUTO PAY - NO PAYMENT REQUIRED

Pay online or by phone. Details on reverse side.



0208778-EWES253578-ST.NOPRIN-001040

SEND REMITTANCE TO:



EUGENE WATER & ELECTRIC BOARD
PO BOX 35192
SEATTLE WA 98124-5192

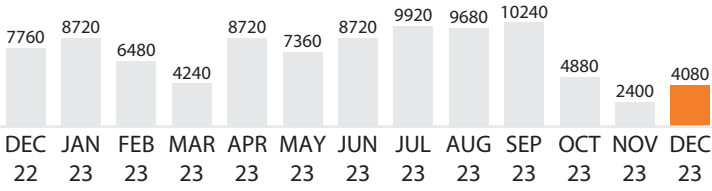
000100040366600119540000004776000000047760

ELECTRIC USAGE

 Ten 100 W light bulbs for 1 hour = 1 kWh

Meter # XXXXXXXXXX

Present Reading (9969 kWh) - Previous Reading (9918 kWh) X Multiplier (80) = Usage (4080 kWh)



THIS MONTH	32 Days Billed	128 kWh/day
LAST MONTH	29 Days Billed	83 kWh/day
LAST YEAR	30 Days Billed	259 kWh/day

CURRENT CHARGES DETAIL

11/02/2023 - 12/04/2023 (32 DAYS)

 **EWEB SERVICES | 541-685-7000**

ELECTRIC

Cost Of Basic Service	\$27.50
Delivery Charges Small Gen Svc (1750 kWh x \$0.03800)	\$66.50
Delivery Charges Small Gen Svc (2330 kWh x \$0.00140)	\$3.26
Demand Charge Small Gen Svc (10 kW x \$0)	\$0.00
Demand Charge Small Gen Svc (10.80000 kW x \$7.56300)	\$81.68
Energy Charge - Small Gen Svc (4080 kWh x \$0.07320)	\$298.66

TOTAL \$477.60





WAYS TO PAY

 Online www.eweb.org  Phone 541-685-7000

Manage your account online

Visit eweb.org for more tools and information. Learn more about your usage trends, set up notifications, schedule payments and more.

Understanding your bill

-  **Cost of Basic Service:** supports fixed costs such as metering, billing and customer service. This is a charge for having service available and is billed even if no water, electricity or wastewater services are used.
-  **Delivery/Demand Charge:** covers the cost of bringing power to your home or business, including maintaining the poles, lines and substations.
-  **Energy Charge:** covers the cost of producing the electricity and sending it long distance to EWEB's distribution system.
-  **Wastewater Charge:** Bills issued Dec. - April are based on actual water consumption. Bills issued May – Nov. are based on the previous winter's average monthly usage or on the actual water used, whichever is less.

Who do I contact? Contact **EWEB** at **541-685-7000** for water and electric questions and any account servicing requests. Contact the **City of Eugene** at **541-682-4900** for wastewater/stormwater questions.



EUGENE WATER & ELECTRIC BOARD
541-685-7000



CITY OF EUGENE
Wastewater & Stormwater
541-682-4900

Bill Date: 12/08/2023

DID YOU KNOW?

Emergencies can happen any time. If a major storm or other disaster strikes, are you prepared to be without power or water? Sign up for EWEB's Pledge to Prepare, a 12-month blueprint for emergency preparedness. We'll provide a monthly checklist to help you build an emergency kit and you'll have a chance to win valuable supplies. Sign up at eweb.org/p2p.

BILLING SUMMARY

PREVIOUS BALANCE	\$54.19
PAYMENT(S) MADE	-\$54.19
BALANCE FORWARD	\$0.00
CURRENT CHARGES due 12/28	\$98.67
TOTAL AMOUNT DUE	\$98.67

TOTAL AMOUNT DUE

by 12/28/2023

\$98.67

CURRENT CHARGES

11/02/2023 - 12/04/2023 (32 DAYS)



EWEB
Electric

\$98.67



Cost per day
\$3.08

See Back for Charge and Meter Details



EWEB
4200 ROOSEVELT BLVD
EUGENE OR 97402

Current Charges due by 12/28

\$98.67

Total Amount Due

\$98.67

AUTO PAY - NO PAYMENT REQUIRED

Pay online or by phone. Details on reverse side.



0208778-EWES253578-ST.NOPRIN-001040

SEND REMITTANCE TO:



EUGENE WATER & ELECTRIC BOARD
PO BOX 35192
SEATTLE WA 98124-5192

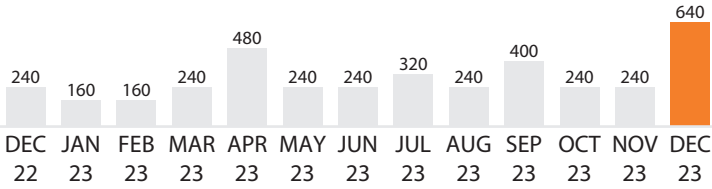
00090004036660011955000000986700000009867

ELECTRIC USAGE

 Ten 100 W light bulbs for 1 hour = 1 kWh

Meter # XXXXXXXXXX

Present Reading (1643 kWh) - Previous Reading (1635 kWh) X Multiplier (80) = Usage (640 kWh)



THIS MONTH	32 Days Billed	20 kWh/day
LAST MONTH	29 Days Billed	8 kWh/day
LAST YEAR	30 Days Billed	8 kWh/day

CURRENT CHARGES DETAIL

11/02/2023 - 12/04/2023 (32 DAYS)

 **EWEB SERVICES | 541-685-7000**

ELECTRIC

Cost Of Basic Service	\$27.50
Delivery Charges Small Gen Svc (640 kWh x \$0.03800)	\$24.32
Demand Charge Small Gen Svc (3.20000 kW x \$0)	\$0.00
Energy Charge - Small Gen Svc (640 kWh x \$0.07320)	\$46.85
TOTAL	\$98.67


WAYS TO PAY


 Online www.eweb.org  Phone 541-685-7000


Manage your account online


Visit eweb.org for more tools and information. Learn more about your usage trends, set up notifications, schedule payments and more.

Understanding your bill

 **Cost of Basic Service:** supports fixed costs such as metering, billing and customer service. This is a charge for having service available and is billed even if no water, electricity or wastewater services are used.

 **Delivery/Demand Charge:** covers the cost of bringing power to your home or business, including maintaining the poles, lines and substations.

 **Energy Charge:** covers the cost of producing the electricity and sending it long distance to EWEB's distribution system.

 **Wastewater Charge:** Bills issued Dec. - April are based on actual water consumption. Bills issued May – Nov. are based on the previous winter's average monthly usage or on the actual water used, whichever is less.

Who do I contact? Contact **EWEB** at **541-685-7000** for water and electric questions and any account servicing requests. Contact the **City of Eugene** at **541-682-4900** for wastewater/stormwater questions.