




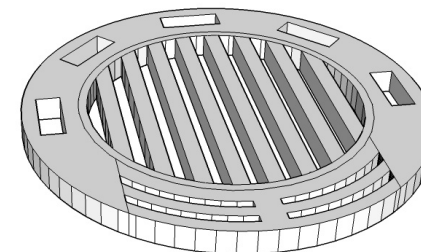
## Communication Terminals (GW1001)

[www.multiversegamingterrain.com](http://www.multiversegamingterrain.com)

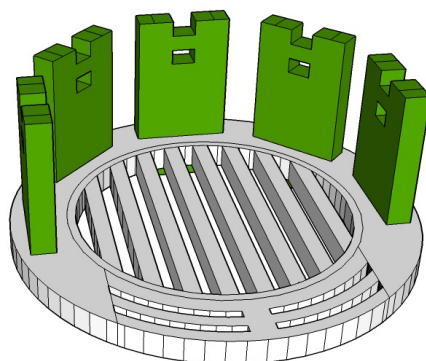
Read the instructions carefully before putting the kit together. The model can be glued with PVA glue. A file and a sharp hobby knife may be needed to remove the bits of the sprue from the parts



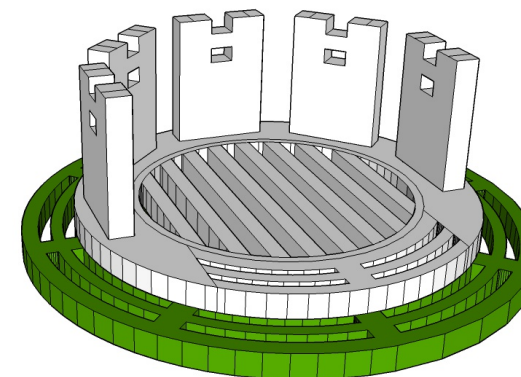
Start the assembly by preparing the smaller base



Glue the five console supports into the holes as shown...

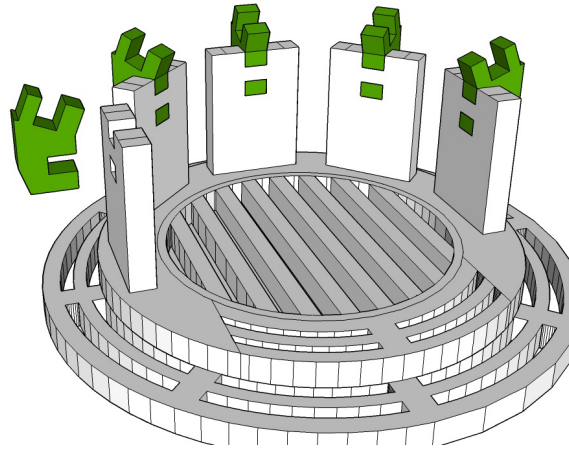


...and hold them firmly in place by adding the larger round piece at the bottom.



**4**

Glue the angled console connectors to the supports as shown. Please take note of which studs go where on the picture:



**5**

Finish off the assembly by adding the five consoles on top of the supports as shown.

