

DOOR OPENING:

\_\_\_\_\_ W \_\_\_\_\_ H

QUANTITY: \_\_\_\_\_

COVER FABRIC: \_\_\_\_\_

COLOR: \_\_\_\_\_

OPTIONS (CHECK BOX IF APPLICABLE)

EXTRA PROJECTION

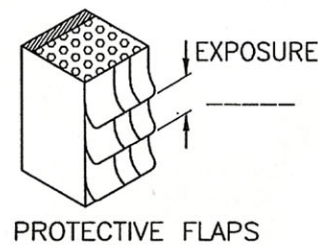
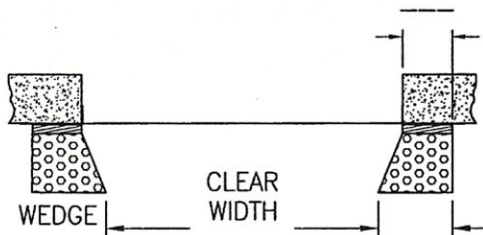
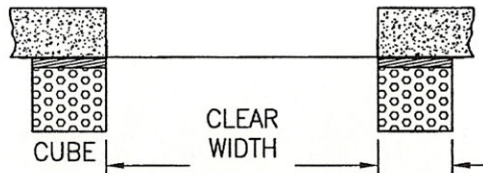
- FOAM ONLY
- TAPERED UNITS

PROTECTIVE FLAPS

FABRIC TYPE: \_\_\_\_\_

COLOR: \_\_\_\_\_

(NOTE: DOCK BUMPERS NOT INCLUDED)



S.S. QUOTE REF. # \_\_\_\_\_

CUSTOMER \_\_\_\_\_

APPROVED BY: \_\_\_\_\_

P/O No.: \_\_\_\_\_

DATE: \_\_\_\_\_



0101 SERIES  
FIXED HEAD PAD CS TRUCK DOCK SEAL

DATE: REV. JUNE 13/02

SCALE: 1:32

DRAWN: AX

DWG NO: L101-D

APPROVED: RT

PART NO: 15-0097B