

JIFFY JUMP RINGER

No. 43.115

Made for Jewelers, Silversmiths and Crafters. The JIFFY JUMP RINGER can make jump rings fast and easy. It can take less than a minute to make as many as 10 to 15 jump rings.

We believe it will find an important place on every work bench, regardless of the number of jump rings needed.

The JIFFY JUMP RINGER can also be used to get a square cut on watch bands, wire, tubing, etc.

Made in the USA from stainless steel and silicone bronze.

HOW TO USE

JIFFY JUMP RINGER is supplied with three round rods; 1/8", 1/16", 3/32", and two rectangular rods for oval jump rings. The rectangular rods are shorter for easier removal of the coils.

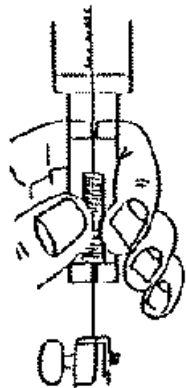
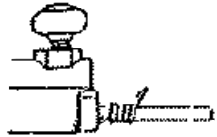
1. Select the hole that best fits the size wire being used. Wrap the wire around the rod as pictured.
2. Release one end of the sawblade from a jewelers sawframe and pass the sawblade through the center of the coil. Secure the sawblade in the frame.
3. Swing the jump ring cutting end of the jig around and cut the coil as illustrated.

For most jump rings use a 4/0 sawblade.

HINTS

To make jump rings faster, make up a number of coils first and then place all the coils on the sawblade to be cut one at a time.

To remove an oval coil, slightly flatten the sides of the coil with chain nosed pliers.



LOOK FOR THESE PRODUCTS



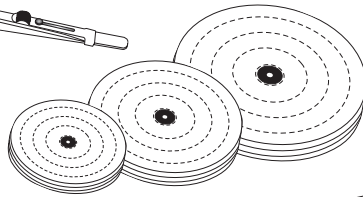

Panther
Burs




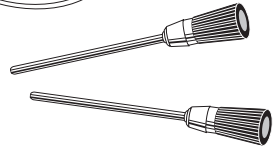
Flex-Shafts



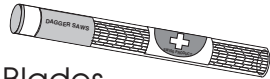
Pliers
and
Tweezers



Dixcel® Brushes and Buffs



Swiss Saw Blades



**ASK YOUR LOCAL JEWELERS SUPPLY DEALER FOR MORE
INFORMATION ON OTHER PRODUCTS BY GROBET USA®**



Carlstadt, NJ 07072