

# Assembly and operating instructions Hammock

## SLIMLINE



Shown is the SLIMLINE

Crazy Chair® is the internationally registered trademark of Pimiento OHG, for exclusive, high-quality hanging chairs, hammocks, stainless steel stands and matching accessories.

The complete range of services, such as idea, design, development, production, marketing and sales is carried out at several locations in Germany.



Pimiento OHG - Crazy Chair • Germany

MAIL [info@crazychair.de](mailto:info@crazychair.de) • WEB [www.crazychair.de](http://www.crazychair.de)

GA20210401E Slimline

## Scope of delivery

please check for completeness

A = 1 all-weather hammock

B = 2 short ropes (already tied)

C = 2 safety shackles, stainless steel (tied in)

## Not included:

Appropriate ropes are required for suspension over longer distances. High quality Ropes, weatherproof, seawater resistant, 1,000kg breaking load can be ordered from us.

## Description:


SLIMLINE is a weatherproof, back-friendly hammock with curved, sewn-in crossbars that remain open when lying down. The SLIMLINE hammock is already assembled and knotted with ropes and safety snap hooks and only needs to be hung in a suitable place.

The special design of this hammock makes do with very small suspension point distances (distance between the two suspension points).

## Hang a hammock:

Choose a place where the hammock is to be hung, e.g. between 2 trees or on the CrazyChair LUNO stand.

V4A snap shackles are already attached to both ends of the hammock for fastening. Now attach the ropes with the shackles to the hanging point, which should be approx. 2,75m to 3,50m apart and have a fixing height of approx. 1,3m to 1,4m. For longer distances, please use extra ropes, which should then reach from the respective suspension point to the SLIMLINE safety shackle and then latch it in. The two short ropes with shackles on the SLIMLINE should not be changed.



SLIMLINE hangs on the stainless steel stand LUNO

## Technical data that convince:


lying surface 100 cm x 200 cm

clamping length from 260 cm

lying load 150 kg, own weight 4,5 kg


## Product characteristics:

very stable, ergonomic lying quality  
skin-friendly, breathable Batyline fabric  
remains pleasantly cool and airy in strong sunlight  
insensitive to rain, sun/UV, sea water  
colors do not fade even after years  
easy-care, robust, durable  
design + production takes place in Germany



### Proper use:

First, sit in the middle of the hammock by holding the longitudinal outer edge with both hands. From the sitting position, turn your upper body sideways to the back in the lying position and swing your legs into the hammock. If you like to read, move your back further up. Now you are sitting almost upright, you can put your elbows on the edge of the hammock and thus relieve your shoulders. In this position you can linger for a long time and enjoy reading or just relax. The pictures shown here illustrate the process.



### Tips on transport, storage and care.

In strong winds the hammock could flutter or turn propeller-like in the wind. Depending on the intensity of the „windbeat“, it can also be stressful for the material or micro-grid fabric. The windblow can cause the coloured filament of the covering to rub and partially peel off. This results in unsightly colour peeling. However, the stability of the hammock is maintained.

We would like to point out that damage to the material due to strong wind is not covered by the warranty, as this can be avoided if used correctly, or even better, if the hammock is taken down in time and is not exposed to the wind.

The All-Weather material was developed for outdoor use (can also be used indoors) and is resistant to sun and moisture.

To clean the hammock, a sponge with water or a little bit of soapy water is sufficient. Under no circumstances use the high-pressure cleaner or the washing machine.

The Crazy Chair logo is placed on the lying side in the head area for orientation. The black straps point to the underside of the hammock.

## Use and safety instructions

Read the manual before use and keep it for further questions.

The CrazyChair hammock is ideal for relaxing, you lie back-friendly and relaxed lengthwise. The lying load is 150 kg.

The suspension points must be adjusted to the weight of the person or the weight to be carried and provide a secure attachment.

Regularly check that the suspension ropes and knots are correctly positioned. Protect ropes from chafing, especially on edges or sharp corners.

If metal rubs against metal during fastening, it is necessary to grease the areas regularly.

### Warranty.

The Crazy Chair hammock is handmade with great care and subjected to multiple inspections. If something is not in order at delivery or if there is a defect in material or workmanship, a repair or replacement will be made within the framework of the legal warranty.

What is used is at the discretion of the manufacturer. No liability is assumed for any consequential damage or failures beyond this.

The warranty is valid for normal use in private use with careful handling (no commercial or public use). Improper handling, environmental influences, colour changes, damage due to external influences are not covered by the warranty claims.



It is not a (children's) swing or play equipment. Children should only use the hammock in the presence of adults and should not be left unattended.

Keep the packaging away from babies or small children, as there is a danger of suffocation if it is put over their head.

Do not hang the hammock near open fireplaces, fireplace, barbecue, etc.

Please note that rodents/mice like to nibble on the fabric - so please protect against them.

### We are happy to help.

For questions, advice, product information, we are available as manufacturer. If you need our advice on hanging, have any questions regarding the use of the product, accessories or other items of the CrazyChair Collection, please contact us by e-mail.

CrazyChair is an internationally registered trademark. Crazy Chair develops, designs and produces in Germany. More about Crazy Chair can be found on the Internet at [www.crazychair.de](http://www.crazychair.de)



### Hammock Stand

For the SLIMLINE there is the perfectly matching stainless steel stand LUNO.

