



FUTUROLA KNOCKBOX

FILL 100 CONES IN 2 MINUTES


OPERATING INSTRUCTIONS
+
LIMITED WARRANTY

TECHNICAL SUPPORT

+1-310-258-9982

INFO@FUTUROLAUSA.COM

FUTUROLA KNOCKBOX




BOX 1 CONTENTS

KNOCKBOX BASE
MIX SPILL COLLECTOR
CONTROLLER
POWER ADAPTER




KNOCKBOX 2
CONTROLLER PLUG

STANDARD
MIX TRAY 36MM



BOX 2 (STANDARD FILLING KIT) CONTENTS

STANDARD MIX TRAY 36MM
UPPER/LOWER FILLING DEVICE
UNLOAD STATION



ASSEMBLY

1. STANDARD MIX TRAY 36MM
2. UPPER FILLING DEVICE
3. LOWER FILLING DEVICE
4. KNOCKBOX BASE



FUTUROLA KNOCKBOX

OPERATING INSTRUCTIONS

READ THOROUGHLY BEFORE USE

IMPROPER OPERATION WILL REDUCE THE QUALITY OF YOUR FINISHED PRODUCT
WATCH THE INSTRUCTIONAL VIDEO ONLINE AT WWW.BIT.LY/FUTUROLAKNOCKBOX

ASSEMBLING THE KNOCKBOX

NOTE: IT IS RECOMMENDED TO USE A SURGE PROTECTOR (NOT INCLUDED).

1. PLACE **MIX SPILL COLLECTOR** ON THE BACK OF **KNOCKBOX BASE**, ALIGNING THE MAGNETS FOUND ON EACH PIECE.
2. PLACE **UPPER/LOWER FILLING DEVICE** FROM **FILLING KIT** ON TOP OF **KNOCKBOX BASE**, ALIGNING THE MAGNETS FOUND ON EACH PIECE.
3. PLACE **MIX TRAY** ON TOP OF **UPPER FILLING DEVICE**, ANCHORING THE SCREWS INTO THEIR ALIGNMENT HOLES.
4. PLUG **CONTROLLER** INTO THE PORT ON **KNOCKBOX BASE**, AND SCREW TO TIGHTEN.

NOTE: DO NOT PULL CORD. UNSCREW TO DISCONNECT CONTROLLER.

5. PLUG **POWER ADAPTER** INTO **CONTROLLER** PORT.

MAINTAINING THE KNOCKBOX

THE **KNOCKBOX** HAS A SELF-CLEANING MECHANISM WHICH WILL PREVENT MOST ACCUMULATIONS OF HERBAL MIX ON THE **KNOCKBOX BASE**. SPOT CLEANING CAN BE ACHIEVED WITH COMPRESSED AIR DUSTERS. IF FURTHER CLEANING IS DESIRED, GENTLY WIPE THE AFFECTED AREAS WITH A LIGHTLY SATURATED CLOTH OR CLEANSING TOWELETTE.

DO NOT SUBMERGE **KNOCKBOX BASE**, **CONTROLLER**, OR **POWER ADAPTER** IN WATER, OR ATTEMPT TO CLEAN WITH EXCESSIVE AMOUNTS OF LIQUID OR CLEANING SOLUTION.

THE **FILLING KIT** CAN BE CLEANED IN A SOLUTION OF HOT, SOAPY WATER OR RUBBING ALCOHOL. DRY THOROUGHLY BEFORE USE.

OPERATING THE KNOCKBOX

CALL +1-310-258-9982 FOR TECHNICAL SUPPORT

1. REMOVE **MIX TRAY** FROM **FILLING KIT**.
2. DROP ONE PRE-ROLLED CONE INTO EACH HOLE OF THE **FILLING KIT**.
3. PLACE HERBAL MIX IN THE LID OF **BOX 1**, OR DESIRED CONTAINER.
4. SCOOP HERBAL MIX ONTO **MIX TRAY** AND SCRAPE ACROSS THE HOLES, ENSURING NOT TO FORCE MIX INTO THE HOLES.
NOTE: FORCING MIX INTO THE HOLES WILL RESULT IN UNEVENLY FILLED CONES.
5. REPEAT PREVIOUS STEP UNTIL ALL HOLES ARE FILLED EVENLY.
6. RETURN **MIX TRAY** TO **FILLING KIT**.
7. SELECT HIGH OR LOW DENSITY ON **CONTROLLER**.
NOTE: IT IS RECOMMENDED TO USE THE HIGH DENSITY SETTING FOR MOST HERBAL MIXES.
8. PRESS THE START BUTTON ON **CONTROLLER**.
NOTE: THE KNOCKBOX SELF-CLEANING MECHANISM WILL START APPROXIMATELY 5 SECONDS BEFORE THE FILLING CYCLE.
9. ONCE THE FILLING CYCLE STARTS, QUICKLY REMOVE THE METAL SLIDE FROM **MIX TRAY**.
NOTE: IF HERBAL MIX DOES NOT FALL FROM THE HOLES, LIGHTLY TAP THE MIX TRAY WITH THE METAL SLIDE UNTIL ALL MIX FALLS INTO THE PRE-ROLLED CONES.
10. FOR 1.0g CONES, RETURN METAL SLIDE TO **MIX TRAY** AND REPEAT STEPS 4-9. FOR 0.5g CONES, REPEAT STEP 8 ONLY.
11. ONCE THE FILLING CYCLE IS COMPLETE, REMOVE **MIX TRAY** AND **UPPER FILLING DEVICE** FROM **LOWER FILLING DEVICE**.
12. REMOVE **MIX SPILL COLLECTOR**.
13. PLACE **UNLOAD STATION** ON THE BACK OF **KNOCKBOX BASE**, ALIGNING THE MAGNETS FOUND ON EACH PIECE.
14. CAREFULLY SLIDE **LOWER FILLING DEVICE** ONTO **UNLOAD STATION**, ALIGNING IT INTO THE SLOT.
15. QUICKLY REMOVE PLASTIC SLIDE FROM **UNLOAD STATION**.
16. REMOVE **LOWER FILLING DEVICE** FROM **UNLOAD STATION**.
17. CLOSE EACH PRE-ROLLED CONE BY FOLDING THE EXCESS PAPER OVER THE TOP.
NOTE: IT IS NOT RECOMMENDED TO TWIST THE TOPS OF THE CONES, AS THIS IS KNOWN TO CAUSE UNEVEN BURNING.
18. REMOVE PRE-ROLLED CONES FROM **UNLOAD STATION** AND PLACE INTO STORAGE TUBES.
19. REASSEMBLE **KNOCKBOX** FOR FURTHER USE, OR PLACE IN **BOXES 1 & 2** FOR STORAGE.

FUTUROLA KNOCKBOX

LIMITED WARRANTY

THIS LIMITED WARRANTY APPLIES TO THE FUTUROLA KNOCKBOX 2 ("KNOCKBOX") PURCHASED FROM FUTUROLA USA, LLC ("FUTUROLA") AND AUTHORIZED DISTRIBUTORS.

WHAT DOES THIS LIMITED WARRANTY COVER?

THIS LIMITED WARRANTY COVERS ANY MATERIAL OR MECHANICAL DEFECTS OF THE KNOCKBOX UNDER NORMAL USE DURING THE WARRANTY PERIOD. DURING THE WARRANTY PERIOD, AT THE FULL DISCRETION OF FUTUROLA MAY CHOOSE TO REPAIR OR REPLACE, AT NO CHARGE, PRODUCTS OR PARTS OF A PRODUCT THAT PROVES DEFECTIVE BECAUSE OF IMPROPER MATERIAL OR WORKMANSHIP, UNDER NORMAL USE AND MAINTENANCE. THIS LIMITED WARRANTY EXTENDS TO THE ORIGINAL PURCHASER ONLY AND IS NON-TRANSFERABLE.

WHAT DOES THIS LIMITED WARRANTY NOT COVER?

THIS LIMITED WARRANTY DOES NOT COVER ANY PROBLEM THAT IS CAUSED BY: CONDITIONS, MALFUNCTIONS OR DAMAGE NOT RESULTING FROM DEFECTS IN MATERIAL OR WORKMANSHIP CONDITIONS, MALFUNCTIONS OR DAMAGE RESULTING FROM NEGLIGENCE, IMPROPER MAINTENANCE OR MODIFICATION. DAMAGED OR DESTROYED BY NATURAL CAUSES INCLUDING BUT NOT LIMITED TO LIGHTNING, FLOOD, OR OTHER NATURAL DISASTER.

THEFT OR LOSS OF THE KNOCKBOX.

THIS LIMITED WARRANTY DOES NOT COVER ANY SHIPPING CHARGES, HANDLING CHARGES, OR TAXES. YOU ARE RESPONSIBLE FOR AND MUST PREPAY ALL SHIPPING CHARGES.

YOU SHALL ASSUME ALL RISK OF LOSS OR DAMAGE TO THE KNOCKBOX WHILE IN TRANSIT TO AND FROM FUTUROLA.

THIS LIMITED WARRANTY IS VOID IF THE KNOCKBOX IS RETURNED WITH REMOVED, DAMAGED OR TAMPERED LABELS OR ANY ALTERATIONS.

HOW LONG DOES THE COVERAGE LAST?

THE WARRANTY PERIOD FOR A KNOCKBOX PURCHASED FROM FUTUROLA AND AUTHORIZED DISTRIBUTORS IS ONE YEAR FROM THE DATE OF SHIPMENT. A REPLACEMENT KNOCKBOX OR PART ASSUMES THE REMAINING WARRANTY OF THE ORIGINAL KNOCKBOX.

WHAT DO YOU HAVE TO DO?

TO OBTAIN WARRANTY SERVICE, CONTACT FUTUROLA TO REPORT THE CLAIM. WARRANTY SERVICE WILL BE FULFILLED AT THE DISCRETION OF FUTUROLA. AFTER THE CLAIM IS APPROVED, DELIVER THE KNOCKBOX, IN ITS ORIGINAL PACKAGING, INCLUDING ANY ACCESSORIES OR DOCUMENTS THAT SHIPPED WITH THE KNOCKBOX TO THE ADDRESS SPECIFIED BY FUTUROLA. FUTUROLA WILL REFUSE THE RETURN OF KNOCKBOXES WHICH ARE NOT PROPERLY CLEANED OF ALL DEBRIS.

TO REPORT THE WARRANTY CLAIM, CONTACT FUTUROLA BY ANY OF THE FOLLOWING CONTACT METHODS:

BY PHONE: +1-310-258-9982

BY EMAIL: INFO@FUTUROLAUSA.COM

IMPLIED WARRANTIES

EXCEPT TO THE EXTENT PROHIBITED BY APPLICABLE LAW, ALL IMPLIED WARRANTIES (INCLUDING WARRANTIES OF MERCHANTABILITY AND FITNESS FOR A PARTICULAR PURPOSE) SHALL BE LIMITED IN DURATION TO THE DURATION OF THIS LIMITED WARRANTY.


LIMITATION OF DAMAGES

EXCEPT TO THE EXTENT PROHIBITED BY APPLICABLE LAW, FUTUROLA SHALL NOT BE LIABLE FOR ANY INCIDENTAL, INDIRECT, SPECIAL, OR CONSEQUENTIAL DAMAGES RESULTING FROM ANY BREACH OF EXPRESS OR IMPLIED WARRANTY OR CONDITION, OR UNDER ANY OTHER LEGAL THEORY.

GOVERNING LAW

THIS LIMITED WARRANTY SHALL BE GOVERNED BY THE LAWS OF CALIFORNIA, USA WITHOUT GIVING EFFECT TO ANY CONFLICT OF LAWS PRINCIPLES THAT MAY PROVIDE THE APPLICATION OF THE LAW OF ANOTHER JURISDICTION.

#18KW01



knockbox¹⁰⁰