

Instructional Manual

Model: Classic Elite 2



Introduction

The Glamcor Elite Light has two powerful 5,600K HD daylight lighting. The LED technology is packed into this beautiful design, and it is geared to provide premium illumination.

Before using this device for the first time, read these instructions carefully and keep in a safe place for future reference. If you lend this appliance to anyone, also pass on the instructions. The warranty will become void if the instructions have not been observed.

Safety Instructions



Proper Use

- This lamp is designed for illumination in dry indoor rooms. It is not suitable for use in damp rooms, e.g. bathrooms. The lamp must never be used for direct irradiation of persons, animals or plants. Only use this product as described in these instruction.

Risk of injury for children, person and animals.

- Keep children away from packaging -risk of suffocation!
- Keep children away from the lamp, and do not leave them unsupervised with the lamp.
- Do not look directly into the light source! Your eyes could be damaged.
- The lamp is not suitable for irradiation of persons.
- Keep animals away from the lamp! The lamp is not to be used for irradiation of animals, such as poultry, lambs etc. Risk of burning.

Electricity – Risk of electric shock

- Keep the lamp away from humidity.
- Connect the lamp only to outlets corresponding with the technical data of the lamp.
- Check the lamp before each use for damage. The lamp is not to be used when it shows visible damage.
- Do not take the lamp apart and only have it repaired at your local electrical store.
- Before cleaning or if the lamp is not to be used for a long period, unplug the lamp from the mains power supply.
- During storms; unplug the lamp from the mains power supply. When removing the plug from the socket, always pull on the plug and not the cable.
- A damaged cable must only be repaired at your local electrical store.
- Do not use the lamp if it is damaged or if the connecting cable shows any kind of visible damage.

Electricity – Risk of electric shock

- Keep the lamp away from humidity.
- Connect the lamp only to outlets corresponding with the technical data of the lamp.
- Check the lamp before each use for damage. The lamp is not to be used when it shows visible damage.
- Do not take the lamp apart and only have it repaired at your local electrical store.
- Before cleaning or if the lamp is not to be used for a long period, unplug the lamp from the mains power supply.
- During storms; unplug the lamp from the mains power supply. When removing the plug from the socket, always pull on the plug and not the cable.
- A damaged cable must only be repaired at your local electrical store.
- Do not use the lamp if it is damaged or if the connecting cable shows any kind of visible damage.

Location

- Place the lamp at least 20 cm from flammable materials.
- Always place the lamp on an even and stable surface to prevent it tipping over.
- Do not subject the device to extreme temperatures, severe changes in temperatures, direct sunlight or moisture.
- Do not allow the device to fall and do not subject it to strong impacts.
- Keep the lamp well away from heat sources such as stovetops or ovens.
- Ensure that the device is not able to fall in water and cannot get wet.

Damages on device and materials

- Do not cover the lamp, for example with drapes or anything else. This could lead to fire.

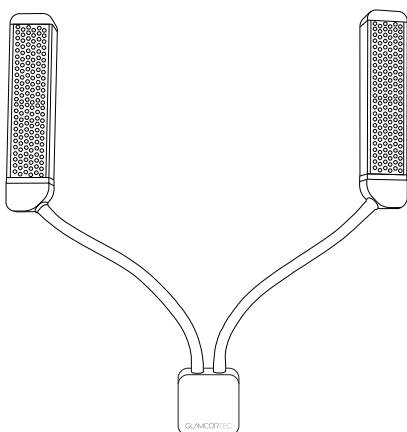
Product Contents

- 1 main base stand
- 1 light head (luminarie)
- Main power supply
- These operating instructions

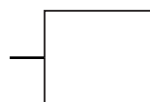
Warranty provisions

Any defects caused by improper use, damage, or attempts at repair by third parties are excluded from the warranty. This also applies to normal wear and tear of the individual components.

Light head overview



Touch for On/Off



Turn the lamp on/off



Proper use

- Danger of suffocation by the wrapper and bags. Keep children away from the packaging.
- Connect the lamp only to a wall socket, which corresponds to the technical data of the lamp.
- Keep the lamp at least 20 cm away from flammable material.

Changing Bulbs

- Lights last for 20k hours. Do not attempt to change bulbs.

Care / Maintenance

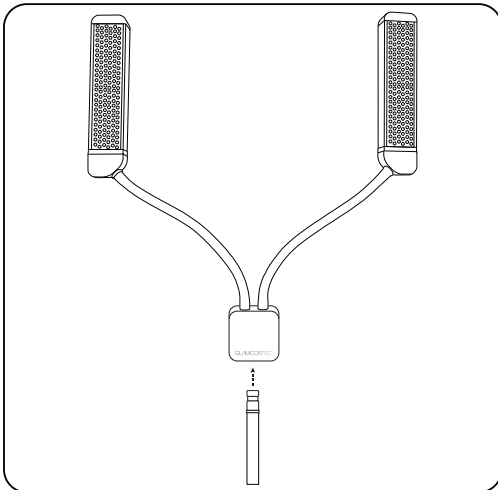
- Keep the lamp away from humidity.
- Unplug the lamp from the mains power supply
- Dust off the lamp if necessary with a dry cloth

Product Contents

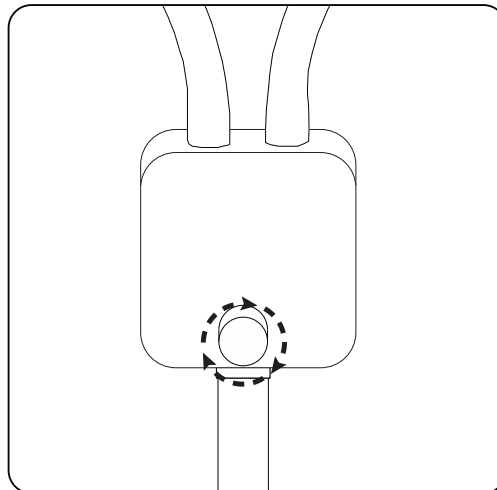
- Unit: Glamcor Classic Elite 2
- Voltage supply: 100-240AC 12V 2A
- Bulb: LED
- Protection class: 1
- Weight: 4.5lbs/2kg

Quick Start Guide

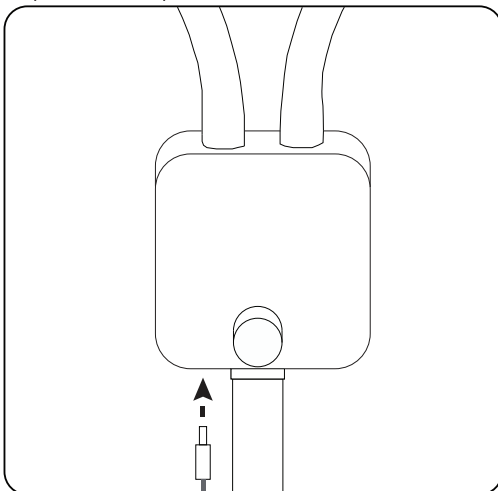
Step 1: Insert stand into bottom of luminarie.



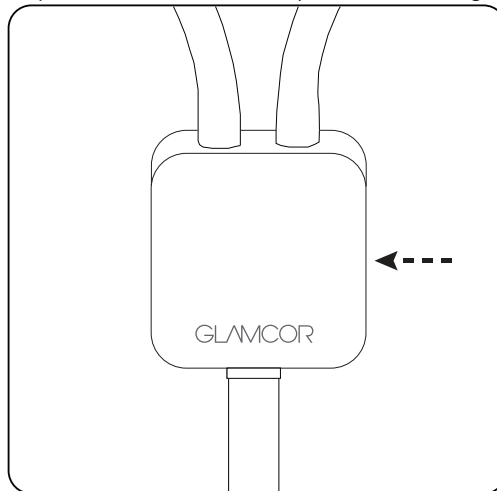
Step 2: Tighten luminarie onto stand.



Step 3: Insert the power cord into luminarie.



Step 4: On side, touch metal for power and dimming.



Disposal



The packaging material is recyclable.

Dispose of the packaging in an environmentally friendly manner and make it available for the recyclable material collection-service.



Dispose of the product in an environmentally friendly manner when you decide to part with it. This device should not be disposed of with household waste. Dispose of it at a recycling centre for old electrical and electronic appliances.

Guarantee Important

Please do not return this product without first calling our Customer Services Team:

Tel: 646-427-3270

Email: realperson@glamcor.com

Thank you for purchasing this product, which has been made to demanding high quality standards and is guaranteed for domestic use against manufacturing faults for a period of 12 months from the date of purchase.

This guarantee does not affect your statutory rights. If your product fails due to a defect in material or workmanship during this period, please return it to the place of purchase.

Normal wear and tear is not covered under the guarantee. Any guarantee is invalid if the product has been misused or subject to neglect or an attempted repair other than by our own service centre.

Due to continuous product improvement, we reserve the right to change the product specification without prior notice.

After Sales Customer Service / Customer Service Department:

110 Wall St. Floor 5. attn. Erik Kaiser

New York, NY 10005

Please retain for future reference. Colours and contents may vary.

Waste electrical products should not be disposed of with household waste.

Please recycle where facilities exist.

Check with your Local Authority or retailer for recycling advice.