



Certificate of Analysis











Sample: CA20103003-007
 Harvest/Lot ID: B8027211
 Batch#: B8027211
 Seed to Sale# N/A
 Batch Date: 12/01/21
 Sample Size Received: 120 gram
 Total Weight/Volume: N/A
 Retail Product Size: 120 gram
 Ordered : 12/29/21
 sampled : 12/29/21
 Completed: 01/07/22 Expires: 01/07/23
 Sampling Method: SOP Client Method

PASS

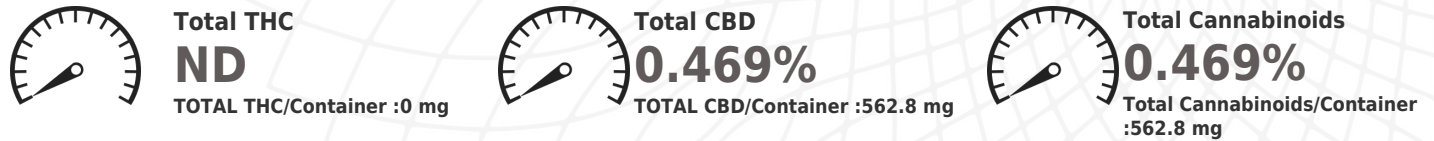
Page 1 of 1

Jan 07, 2022 | Empire Shopping Network

1601 N. Glenville Dr
 Richardson, TX, 75081, US

PRODUCT IMAGE	SAFETY RESULTS								MISC.
	 Pesticides NOT TESTED	 Heavy Metals NOT TESTED	 Microbials NOT TESTED	 Mycotoxins NOT TESTED	 Residuals Solvents NOT TESTED	 Foreign Material NOT TESTED	 Water Activity NOT TESTED	 Moisture NOT TESTED	 Terpenes NOT TESTED

CANNABINOID RESULTS



	CBDV	CBD	CBG	THCV	CBDA	CBGA	CBN	D9-THC	D8-THC	CBC	THCA-A
%	ND	0.469	ND	ND	ND	ND	ND	ND	ND	ND	ND
mg/g	ND	4.69	ND	ND	ND	ND	ND	ND	ND	ND	ND
LOD	0.04	0.04	0.04	0.04	0.04	0.04	0.04	0.04	0.04	0.04	0.04

Cannabinoid Profile Test

Analyzed by 1068	Weight 3.074g	Extraction date : 01/05/22 09:01:33	Extracted By : 1068
Analysis Method -SOP.T.40.020, SOP.T.30.050		Reviewed On - 01/05/22 12:02:46	Batch Date : 01/04/22 14:54:30
Analytical Batch -CA001217POT	Instrument Used : HPLC-3Dplus(MO-HPLC-01)	Running On :	

Reagent	Dilution	Consums. ID
101421.R01	400	PS-7510-1
010219.R05		VAV-09-1020
060121.23		ALK-09-1412
122121.R01		1904903
122721.R01		80081-188
010422.R01		Y0205AH0003090
		842751369
		K471831
		L327011
		F2300-20

Full spectrum cannabinoid analysis utilizing High Performance Liquid Chromatography with UV detection (HPLC-UV). (Method: SOP.T.30.050 for sample prep and Shimadzu High Sensitivity Method SOP.T.40.020 for analysis. LOQ for all cannabinoids is 0.5 mg/L). The results of total THC, total CBD and total Cannabinoids in plant sample are reported on a dry weight basis. Expanded measurements of uncertainties are statistically derived from QC data at 95% confidence level (k=1.96) for a normal distribution. This sample contains significant unquantified, unreported, non-target THC isomers, analogs, derivatives (possibly including, but not limited to exo-THC, delta-9(11)-THC, delta-10-THC, THC-esters, and others) that are beyond the scope of this assay & may be indicative of chemical synthesis

This report shall not be reproduced, unless in its entirety, without written approval from Kaycha Labs. This report is an Kaycha Labs certification. The results relate only to the material or product analyzed. Test results are confidential unless explicitly waived otherwise. Void after 1 year from test end date. Cannabinoid content of batch material may vary depending on sampling error. IC=In-control QC parameter, NC=Non-controlled QC parameter, ND=Not Detected, NA=Not Analyzed, ppm=Parts Per Million, ppb=Parts Per Billion. Limit of Detection (LoD) and Limit Of Quantitation (LoQ) are terms used to describe the smallest concentration that can be reliably measured by an analytical procedure. RPD=Reproducibility of two measurements. Action Levels are State determined thresholds variable based on uncertainty of measurement (UM) for the analyte. The UM error is available from the lab upon request. The "Decision Rule" for the pass/fail does not include the UM. The limits are based on F.S. Rule 64-4.310.

Haifei Yin
 Lab Director
 State License # NA
 ISO Accreditation #
 L18-47-1


 Signature

01/07/22
 Signed On