



Regupol®

TECHNICAL DATA SHEET

4515 Multi

PRODUCT DESCRIPTION

Regupol® 4515 Multi is a tough, resilient, acoustic underlay that has been developed to attenuate impact sound beneath a wide range of floor finishes, delivering exceptional acoustic performance without ageing or collapsing.

Regupol® 4515 Multi meets the requirements for a bonded soft floor covering in certain Guidance Floors in Approved Document E (England & Wales), Technical Booklet G (Northern Ireland) and Example Construction floors under Section 5 (Scotland).

APPLICATIONS

Regupol® 4515 Multi is widely used in developments where effective sound control is essential and interior design flexibility is a priority. These include:

- Apartments
- Education developments
- Hotels
- Commercial developments
- Leisure developments
- Bespoke architectural projects
- Care homes
- Schools

PHYSICAL INFORMATION

Roll width	1000mm
Roll lengths	20m (3mm) & 18m (4.5mm)
Material thickness	3mm & 4.5mm
Material construction	PUR foam/cork

PRODUCT COMPLIANCE

Part E/G Guidance Floor Type 1.1C	4.5mm
Part E/G Guidance Floor Type 1.2B	4.5mm
Section 5 Example Floor 1A	3mm / 4.5mm

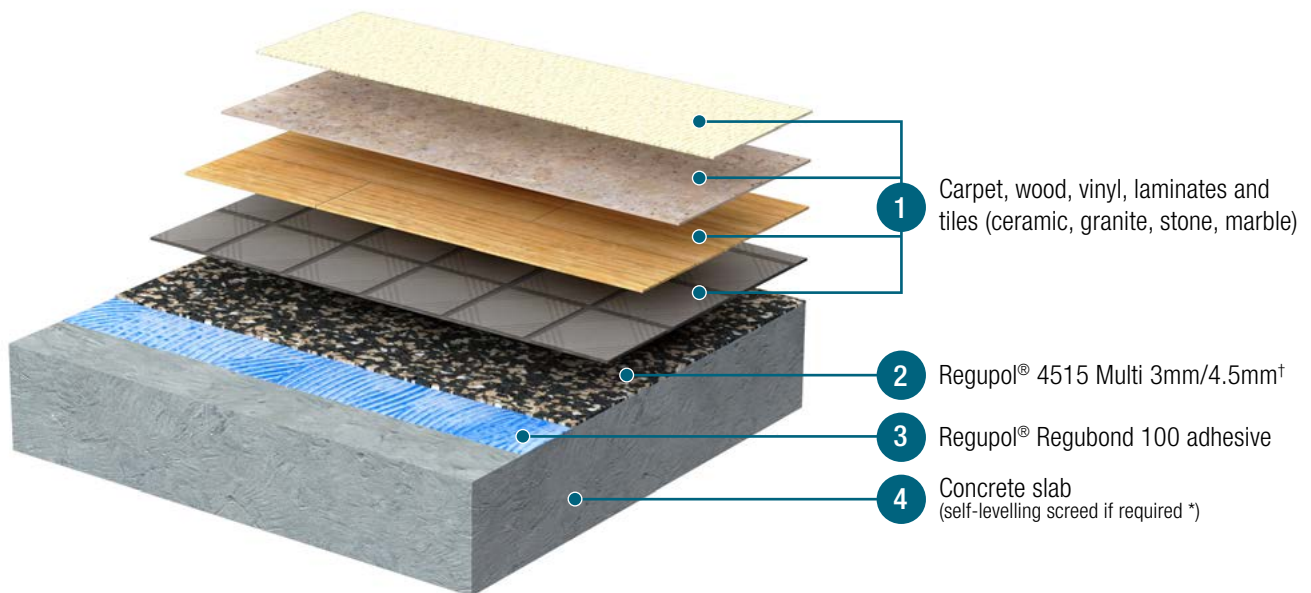


BENEFITS

- Suitable for all tiled floor finishes including ceramic, granite, stone and marble tiles. Compliant to CoF for light duty applications such as domestic dwelling floors.*
- Suitable for a variety of floor finishes
- Offers long term performance without collapse or “bottoming” out under high point loads
- Resistant to ageing and deformation
- Quick and easy to install. Simply bond to the subfloor beneath the final floor finish
- Zero global warming potential (GWP) & zero ozone depletion potential (ODP)
- Independent Test Data available showing compliance with Approved Document E, Technical Booklet G and Section 5 on certain floors
- Product manufactured using Recycled Materials and 100% recyclable (manufacturer Environmental Policy available on request)
- Suitable for all types of underfloor heating

TECHNICAL INFORMATION

Density	@ 420kg/m ³
Tensile strength (DIN 53571)	@ 0.7N/mm ² (4.5mm)
Elongation at break (DIN 53571)	@ 25%
Temperature resistance	40 to +110°C
Impact performance ΔL_w	18dB (3mm & 4.5mm) **
Tog Rating	0.39 (Mean Value - 3mm) 0.54 (Mean Value - 4.5mm)
Thermal Conductivity W/mk	0.086 (Mean Value - 3mm) 0.089 (Mean Value - 4.5mm)



Full installation guidelines are available on request.

However, key points to observe are:

- Area of installation must be dry, dirt and dust free and weather tight.
If over 75% RH seal with Regupur® Regushield and for priming, if required, use Regupur® Reguprime, or equal approved.
To determine RH please use a Hygrometer.
- Regupol® 4515 Multi should be unwound and left for a minimum 8 hours or ideally overnight at the place where it is to be installed, to allow for any potential shrinkage.
- The subfloor must be sound, smooth and dry. A self-levelling compound such as Regupur Regulevel 2 or equal approved may be required to achieve the desired 'SR' value. **
- Regupol® 4515 acoustic underlays can be easily installed providing BS 8203:2017 and the installation guidelines are followed at all times..
- When bonding to bare concrete a suitable concrete sealer is recommended to ensure maximum adhesive coverage and bond strength.

Notes:

* CoF (Coefficient of Restitution) for Light Duty Floors (0.55) to comply with the requirements of TTA document entitled 'Ceramic and Natural Stone Flooring to Acoustic Systems to meet the requirements of the Building Regulations Approved Document E Resistance to the passage of sound'.

† Product thickness selected is based on acoustic performance required.

** Impact performance (Delta Lw) was tested under a wood layer on a Heavyweight Standard Floor.

*** Regupur® Regulevel 1 or 2, or equal approved

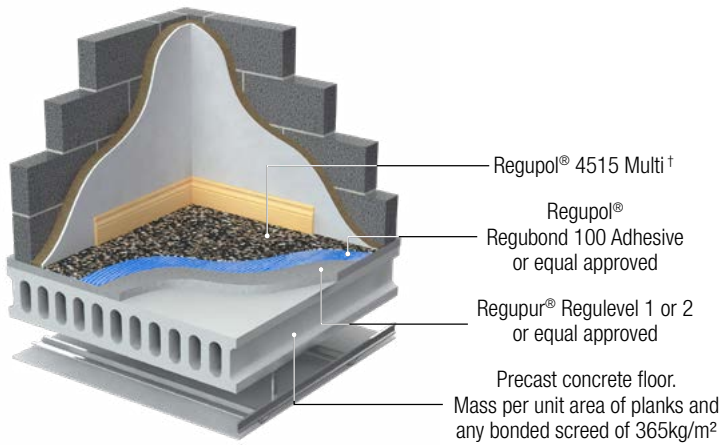
Given in the table is the general surface regularity classification for normal accuracy floors.

TYPE of SCREED or BASE Measurement Criteria

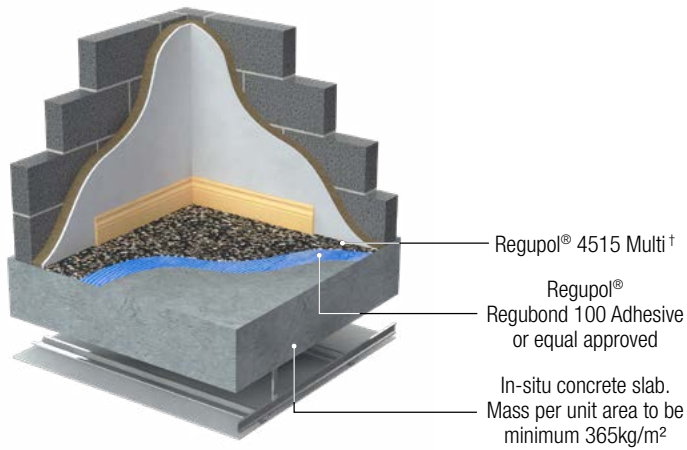
Screeds to receive applied flexible floorings		
BS 8203. 2-m straight edge laid in contact with the screed	Maximum gap measured with a slip gauge	
	SR1	3mm
	SR2	5mm
	SR3	10mm
Screeds to receive toppings or in situ applied floorings		
BS 8204-1. 2-m straight edge laid in contact with the screed	Maximum gap measured with a slip gauge	
	SR1	3mm
	SR2	5mm
	SR3	10mm
Screeds to adhesive fixed rigid tile applied floorings		
BS 5385-3. 2-m straight edge laid in contact with the screed	Maximum gap measured with a slip gauge	
	SR1	3mm
	SR2	5mm
	SR3	10mm
Screeds to receive timber flooring		
BS 8201. Localised variations in level should not exceed +/-3mm from the mean when measured over a 2-m distance using a straight edge	Maximum gap measured with a slip gauge	
	SR1	3mm
	SR2	5mm
	SR3	10mm

TYPICAL INSTALLATION

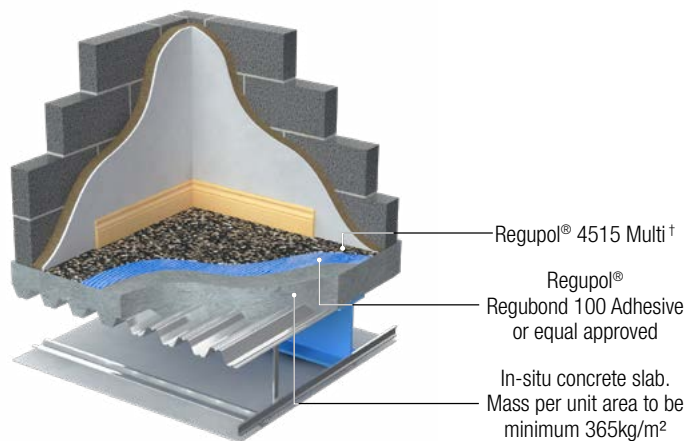
Precast Floor



In-Situ Concrete Slab Floor



In-Situ Concrete Slab Floor on Permanent Hollow Rib Steeldeck



Important Notes:

Regupol® 4515 Multi must always be used with a suitable base floor and ceiling construction.

Diagrams shown are for illustrative purposes only