

Best doors PR 120 Hinged Door Set -/120/60sm

The Best PR120 is a side hung door set. The door set configuration may be single leaf or pair, finished with a variety of facings and hung in a steel frame.

Steel framed smoke control doors include the frame smoke seal. If required, bottom seals can be selected from the Hardware List.

The thickness of the PR120 door leaf is 48mm with an approximate leaf weight of 27kg/m²

Wall Type	Maximum Fire Resistance Rating Stability/Integrity/Insulation	Door Application	Max Leaf Height (mm)	Max Leaf Width (mm)
Steel Stud Wall Timber Stud Wall Masonry Wall	-/120/60sm	Single	2700	1500
		Pair	2700	1350
Korok/Speedpanel	-/120/30sm	Single & Pair	2400	1200
			2700	1050

Notes:

Please note that the maximum leaf width shown above is measured per door leaf.

The 'sm' above denotes that the door is available as a smoke control door set.

Rebated Aluminium meeting stile is only available when installed into masonry walls

Meeting styles for doors installed into speed wall are restricted to J-Section or Bullnose.

Insulation ratings must be notified at time of pricing for steel frames. Maximum insulation ratings shown. Some wall applications will have a maximum 30 minute insulation rating.

Door sets with leaves larger than 2700 x 1200 are not intended for frequent use, we recommend they be typically either held open or closed with compliant hardware in normal operation.

Product Options

LEAF FACINGS

Plywood	Sheet vinyl (1.25 - 2mm)
Metal sheet, mild or stainless (0.6 - 1.0mm) *	Acrovyn *
Veneered Plywood	Korogard *
Versilux	Decorative Timber Mouldings/panels
Lamindex Decoral (0.8mm)	Aluminium sheet (0.3 - 1.0mm) *

Notes:

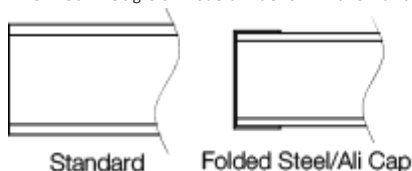
Of the above facings only those marked * may extend around the door edge.

Standard Paint Quality doors are allowed 'non-clashed' to provide best surface for finish painting.

Other facings may be available, please contact Best Doors to discuss further options.

LEAF EDGES

The leaf edges listed below are available for the PR120 door set



FRAME TYPES & PROFILES

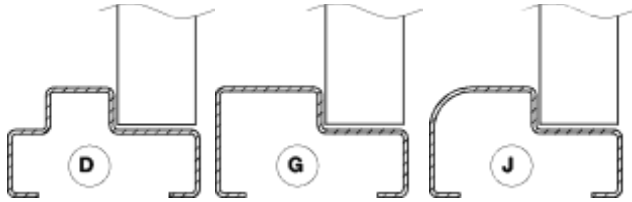
Timber Frame

Timber frames are not applicable for fire doors above 60 minute fire rating.

Steel Frame

The steel frame profiles listed below are available for the PR120 door set.

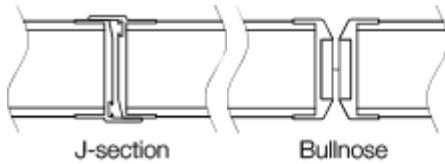
Stainless steel frames are only approved grouted into masonry or concrete walls.



For more in depth information on frame profiles and sizes, please see our Installation Instructions.

MEETING STILES

The meeting stiles listed below are applicable to paired door sets only.



WALL TYPES

Jambs may be connected to:

Precast concrete (120mm thickness minimum) or grouted blockwork (140mm thickness minimum).

Timber or Steel plasterboard walls of FRR -/120/120 or above.

Speedpanel & Korok walls (64mm or 78mm). Restrictions apply, see installation details for more information.

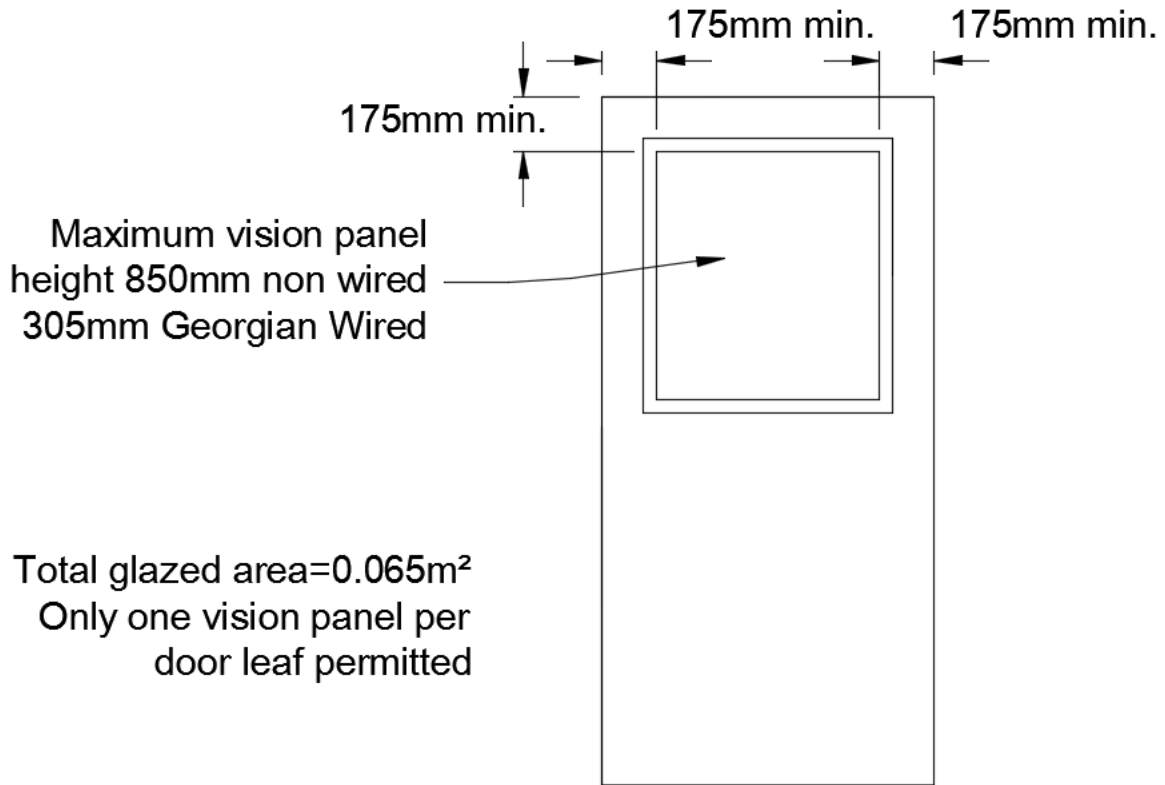
Product Optional Extras

Glazing Type	Maximum Glazed Area	Max Height (mm)	Max Width (mm)	Glazing Bead		FRR with Vision Panel	
				Timber	Aluminium	Up to 0.065 m ²	Over 0.065 m ²
Georgian Wired	0.065 m ²	305	850		√	- /120/60	n/a
Pyroceram	0.065 m ²	850	850		√	- /120/60	n/a
Robax	0.065 m ²	850	850		√	- /120/60	n/a

Notes:

Please note that the height and width of the vision panel must still fall within the maximum glazed area.

Glazing types marked with * indicate Grade A Safety glass.

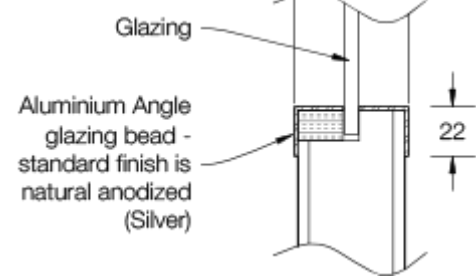


STANDARD VISION PANEL CROSS SECTIONS

Timber Bead

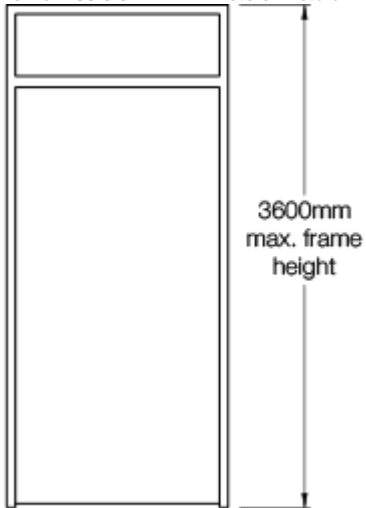
Not applicable for this door set

Aluminium Bead

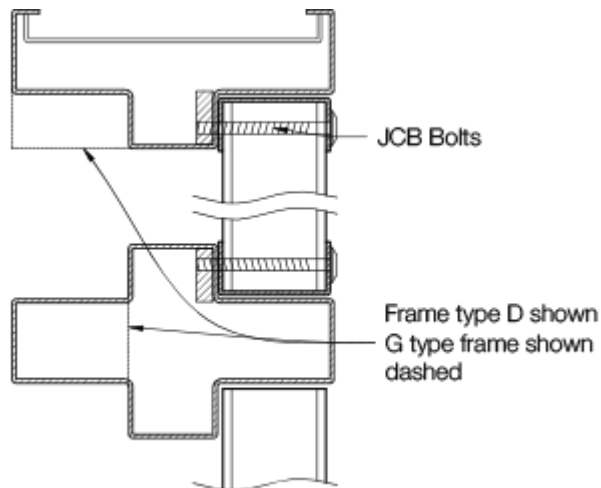


Sidelights and overlights are not applicable for this door set.

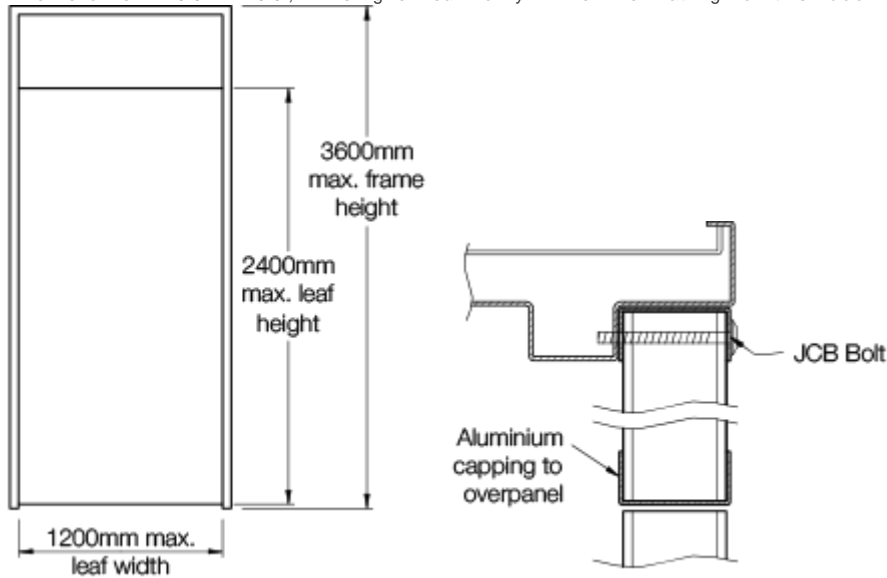
Overpanels with transom are available in steel jambs to an overall height of 3600mm in masonry walls or 3300mm in steel stud walls. This is available for single or paired door sets.



Note: Overall frame height for doors in steel stud walls is 3300mm



An overpanel without transom is available to an overall height of 3600mm with maximum door leaf dimensions 2400x1200, in single leaf only. The fire rating of this door set is -/120/60.



A complete door set with screw fixed side panels can be supplied, with the steel mullion between panel and door leaf to be grout-filled during installation.

Overpanels are not permitted for fire rated door sets installed into Speedwall.

PUSH OR KICK PLATES

Push plates or kickplates can be of the below permitted materials. Fixing may be via screws or contact adhesive only.

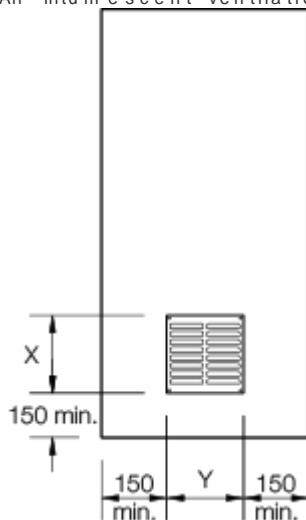
Steel mild or stainless (0.6 – 0.9 mm)

Acrovyn (0.7 -2.0 mm)

VENTILATION GRILLES

Please note that fire doors with ventilation grilles cannot be certified as 'Smoke' control door sets.

An intumescent ventilation grille is available. Grilles are not available for exterior quality doors.



Drop shutter grilles are not an option on this door set.

ADJACENT DOORS

Adjacent fire rated doors are permitted provided the central mullion is grouted steel. Maximum width of the coupled door sets is 3600mm overall.

Adjacent doors are not permitted for fire rated door sets installed into Speedwall.

DECORATIVE TIMBER MOULDINGS AND PANELS

Nominal 43 x 12mm untreated timber mouldings or 20mm thick panels are permitted on the facings provided they are kept 150mm from the leaf edge or vision panel.

This door leaf has a thermal insulation rating (R-value) of $0.692 \text{ Km}^2/\text{W}$.

TECHNICAL COMPLIANCE STATEMENT

The PR 120 fire door complies with the requirements of NZS 4520 Fire-resistant door sets when installed in accordance with Best Doors' Installation Instructions into a complying fire-resistant wall, and when fitted with approved hardware.

NZS 4520 is referenced in the New Zealand Building Code Acceptable Solutions (Appendix C 6.1.1) Best PR 120 fire doors have been successfully fire-tested in accordance with AS 1530.4, as referenced in NZS 4520 and in Appendix C 5.1.1.

The fire resistance achieved by the PR 120 was FR R:

-/120/60 for single leaf

-/120/60 for pair leaf

The PR 120 has been tested to and met the physical endurance requirements of NZS 4520 Appendix A.

The PR 120 fire door will satisfy the requirements of NZBC, B2 "Durability" under conditions of use, installation and maintenance specified by Best Doors, or specific contractual guarantees, whichever are overriding.