

Best PD120 Double Action Door Set -/120/60

Best Double Action door sets are 180° pivoting doors. The door set configuration may be single leaf or pair, finished with a variety of facings and pivoted in a steel frame.

The thickness of the PD120 door leaf is 48mm with an approximate leaf weight of 27kg/m²

Wall Type	Fire Resistance Rating Stability/Integrity/Insulation	Door Application	Max Leaf Height (mm)	Max Leaf Width (mm)
Steel Stud Wall Timber Stud Wall	-/120/60	Single or Pair	2650	1075
Masonry Wall		Single or Pair	2400	1200

Notes:

Please note that the maximum leaf width shown above is measured per door leaf.

The Best Double Action fire door set can be supplied as a smoke control door as defined in the NZBC Acceptable Solutions. Bottom seals are not available with this door type.

Product Options

LEAF FACINGS

Plywood	Steel – mild or stainless (0.6 – 0.9 mm)
Aluminium sheet (0.3 mm to 1mm)	Veneered Plywood

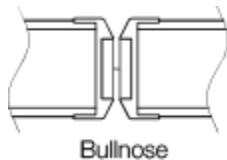
Notes:

Door comes dashed with aluminium bullnose section to enable the double action movement.

Other facings may be available, please contact Best Doors to discuss further options.

LEAF EDGES

The leaf edges listed below are available for the PD120 door set



FRAME TYPES & PROFILES

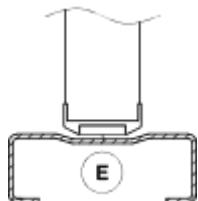
Timber Frame

Timber frames are not applicable for fire doors above 60 minute fire rating.

Steel Frame

The steel frame profiles listed below are available for the PD120 door set.

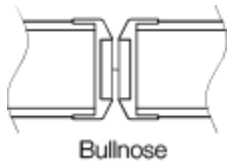
Stainless steel frames are only approved grouted into masonry or concrete walls.



For more in depth information on frame profiles and sizes, please see our Installation Instructions.

MEETING STILES

The meeting stiles listed below are applicable to paired door sets only.



WALL TYPES

Jambs may be connected to timber stud, steel stud or concrete/masonry walls.

The minimum specification for each wall type is:

Precast concrete (150mm thickness minimum) or grouted blockwork (140mm thickness minimum).

Non-load bearing steel stud partitions of minimum specifications GBS60 (for PD30), GBS90 (for PD60) or GBS120a (for PD120). Note that 100mm nom. wall framing is necessary where fitting of the head spring hardware is specified.

Non-load bearing timber stud partitions of minimum specifications GBT30 (for PD30) or GBT60b (for PD60), GBT90 (for PD90) or GBT180 (for PD120) (as listed in "Gib® Fire Rated Systems"), all based on minimum 100x50mm framing. Note that minimum 100mm nom. wall framing is necessary where fitting of head spring hardware is specified.

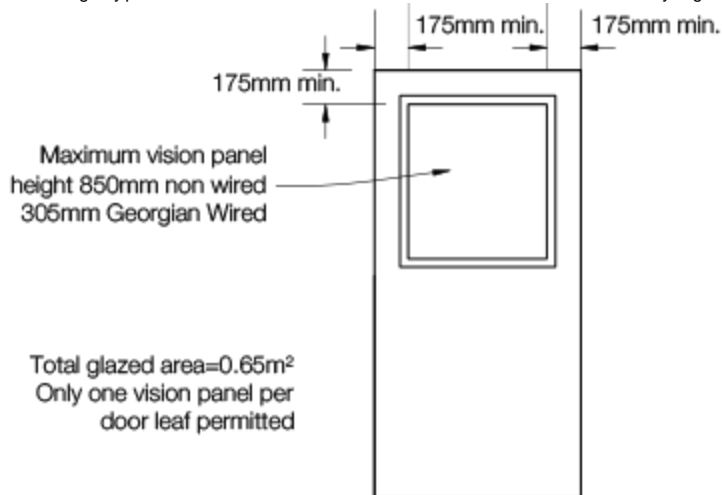
Product Optional Extras

Glazing Type	Maximum Glazed Area	Max Height (mm)	Max Width (mm)	Glazing Bead		FRR with Vision Panel	
				Timber	Aluminium	Up to 0.065m ²	Over 0.065m ²
Georgian Wired	0.065m ²	305	750		√	-/120/60	n/a
Pyroceram	0.065m ²	850	750		√	-/120/60	n/a
Robax	0.065m ²	850	750		√	-/120/60	n/a
Pyran	0.065m ²	850	750		√	-/120/60	n/a

Notes:

Please note that the height and width of the vision panel must still fall within the maximum glazed area.

Glazing types marked with * indicate Grade A Safety glass.

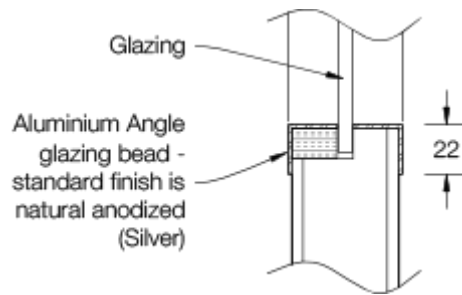


STANDARD VISION PANEL CROSS SECTIONS

Timber Bead

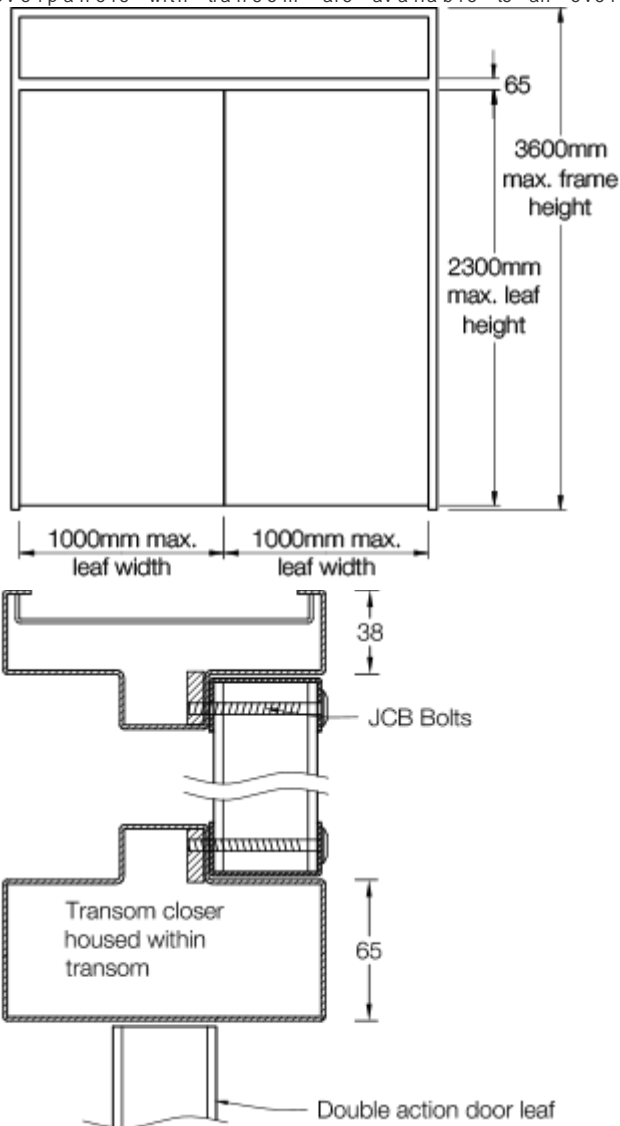
Aluminium Bead

Not applicable for this door set



Sidelights and overlights are not applicable for this door set.

Overpanels with transom are available to an overall height of 3600mm in single or paired door sets.



PUSH OR KICKPLATES

Push plates or kickplates can be of the below permitted materials. Fixing may be via screws or contact adhesive only.

Steel

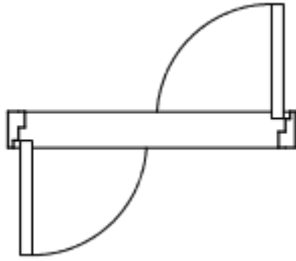
Acrovyn

ADJACENT DOORS

Adjacent fire rated doors are permitted provided the central mullion is grouted steel. Maximum width of the coupled door sets is 3600mm overall.

RESTAURANT FUNCTION

A modified door set allowing two door leaves to open 90° in opposite directions and closing onto short header-fixed stops is available.



This door leaf has a thermal insulation rating (R-value) of $0.692 \text{ Km}^2/\text{W}$.

TECHNICAL COMPLIANCE STATEMENT

The PD120 fire door complies with the requirements of NZS 4520 Fire-resistant door sets when installed in accordance with Best Doors' Installation Instructions into a complying fire-resistant wall, and when fitted with approved hardware.

NZS 4520 is referenced in the New Zealand Building Code Acceptable Solutions (Appendix C 6.1.1) Best PD120 fire doors have been successfully fire-tested in accordance with AS1530.4, as referenced in NZS 4520 and in Appendix C 5.1.1.

The fire resistance achieved by the PD120 was FRR: -/120/60

The PD120 fire door will satisfy the requirements of NZBC, B2 "Durability" under conditions of use, installation and maintenance specified by Best Doors, or specific contractual guarantees, whichever are overriding.