

SEN



John Terziovski, Founder & Director, ZEN
Zen Showroom, Cremorne VIC
Photo David Kulesza

Creative Vision

Zen Doors is part of Zen Building Group Pty Ltd, founded by Melbourne based designer and entrepreneur John Terziovski, which also includes Zen Fireplaces, Zen Baths and Zen Curated.

John had the vision of creating the most exciting, unique and memorable architectural iron entry doors and steel glass doors and windows in the world. John's vision is centred on producing high end luxury doors and windows which become true statement pieces.

Having studied design at university and with roots in project management and high-end property development, John saw a real need for delivering unique design driven architectural doors and windows to the Australian construction industry. With custom entry doors, steel doors and windows being pivotal decisions when developing or building a new property, John realised there is a real appetite for quality custom made doors and windows that can really set a project apart from the competition.

Zen Doors' aim is to focus on quality and efficient manufacturing processes and utilising our networks to source the best materials from Europe and Asia to create each Zen Door or Window. With an appreciation for good design and versatility, Zen Doors aims to provide a high-end competitive offering to the marketplace, which meets all expectations of the discerning architect, builder or home owner. We believe everyone should be able to experience the feel of a custom made steel or iron door and we want to bring our beautiful creations to the world.

Don't limit yourself to ordinary doors and windows, allow us to help you visualise stunning steel doors and windows that will forever inspire you. Through combining modern trends in design and architecture with our own creativity, Zen Doors provides you with sophisticated doors and windows with quality construction and ultimate functionality. Each Zen Door and Window is custom made by hand, skilled craftsman spend countless hours welding by hand to create the unique designs you see, with each door and window being a one off work of art.

Our Process

Zen's core values are based on building and nurturing relationships with our customers. Our team will guide you throughout the process to allow for a seamless Zen experience.

Whether it be via phone, email or an in-person showroom consultation with one of our Zen representatives, we work closely with you to understand and learn about your project so we can best tailor a solution to meet your needs.

Once we have ascertained all the required information, we will provide a free formal quotation. If you are happy to proceed with an order, a deposit will be required.

The next step is where you will see your order come to life via detailed shop drawing/s, which will outline the design concept, specifications, and all relevant technical information for each door or window. Throughout the shop drawing process, you will have the ability to adjust the shop drawing details and specifications before proceeding to production.

Our team will continue to keep you informed on the status of your order throughout the production process. When your order has finished production, we will provide you with completion images, where the balance on the order will need to be finalised prior to us providing a shipment confirmation with the estimated arrival date.

Once your order has arrived, our third-party freight carrier will be in touch with you to arrange your delivery to the front of your nominated site address.

All our doors and windows come with our 5-year manufacturer's warranty but will in all honesty last a lifetime if installed correctly and properly cared for.

We provide responsive after care service, so if for any reason you believe you have an issue with any part of your order, simply call our office or send us an email with images and video taken while the doors/windows are still in their original packaging, prior to being installed, with anything that may be a concern so we can review and provide support.

Step 1 | Enquiry

Our team works closely with you to collate all the required information to submit a formal quote request. This is done by populating our fast quote form and or providing your architectural plans via email.

Step 2 | Formal Estimate

Once all the required information has been collated, our team will provide you with a formal estimate. This estimate will be sent from our invoicing platform via email and sms to the contact details provided. Formal estimates are valid for 14 days, prices are subject to change.

Step 3 | Order

Once you are ready to proceed with your order, a 70% deposit is required to produce the detailed CAD shop drawings.

Step 4 | Design and Specification

Once we receive your deposit, a Zen representative will contact you to confirm the design and specifications of each item in your order.

Step 5 | Draft CAD Shop Drawing

Once the design details and specifications have been confirmed you will receive your Draft CAD Shop Drawing/s. During this phase you will be able to amend your specifications and check any sizes on site. We recommend using a qualified installer to check measure each opening.

Step 6 | Final CAD Shop Drawing

Once all your amendments have been made you will receive your final drawings for review.

Step 7 | Formal Sign off – DocuSign

Once we receive confirmation from you or your installer the Final CAD Shop Drawing is approved and ready for sign off, we will send the PDF document via DocuSign to you for formal sign off to proceed to production.

Step 8 | Production

Once we receive your signed DocuSign PDF your order will be placed into production, and we will send you a confirmation email. The lead time will begin from this date until arrival to site, so please keep a record of your sign off date.

Step 9 | Production Completion & Balance on order

Once your order has completed production, we will contact you via email with completion images of your order prior to packing and shipment. Due to our doors and windows being custom made to size, it is a requirement that the balance on your order is finalised prior to shipment from our factory overseas.

Step 10 | Shipping

Once we have received your order balance payment, your order will be placed in the next shipment. Our freight team will be in touch to confirm your site delivery details and will provide an estimated time of arrival for your shipment.

Step 11 | Delivery

Once the shipment has arrived and cleared safely in the warehouse, our third-party freight carrier will be in contact to liaise the delivery to the front of site.

Showroom by Appointment

We do recommend you visit our showroom to discuss your project in more detail with one of our friendly team.

You can book an appointment by visiting our website, calling the office on 03 7068 7667 or sending an email to admin@zenbg.com.au

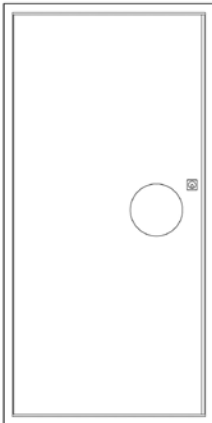
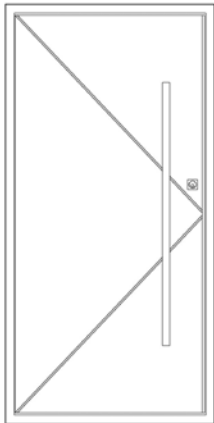
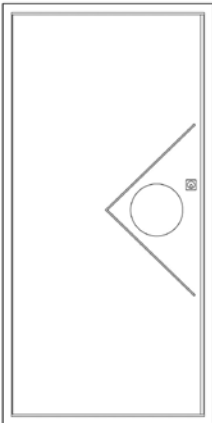
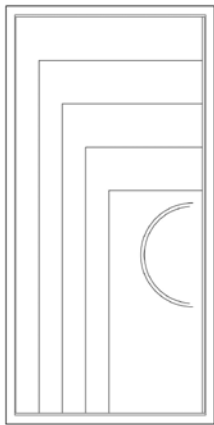
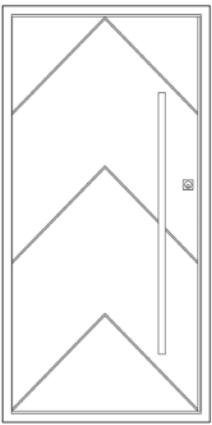
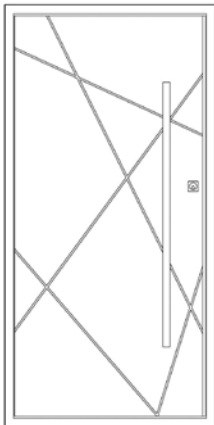
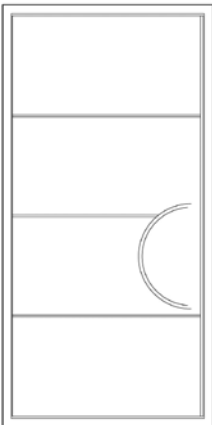
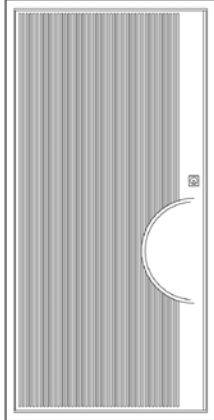
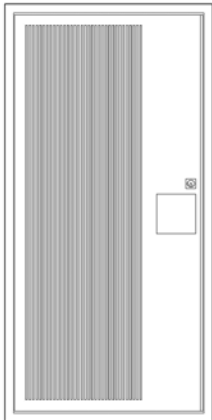




Batten Iron Hinge Double Doors
Zen Showroom, Cremorne VIC
Photo David Kulesza



Neo Iron Hinge Door with Fixed Sidelight
Zen Showroom, Cremorne VIC
Photo David Kulesza

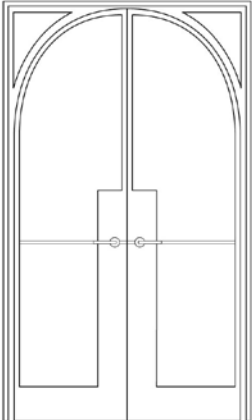
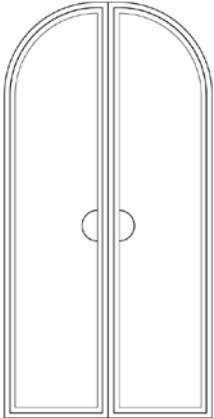

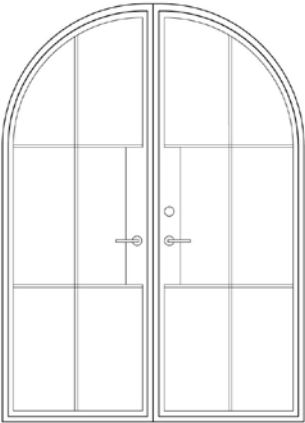


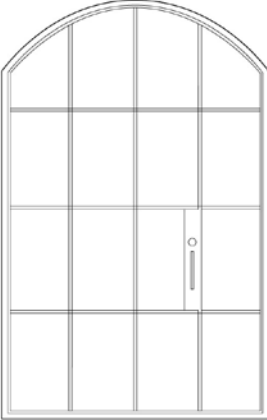
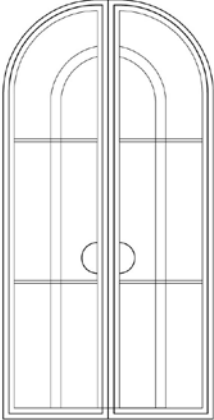

Iron Designs





FPS50 4lite Steel Hinge Double Doors
Swatch Colour Match - Dulux Dark Bronze Flat
Ivanhoe VIC
Photo David Kulesza




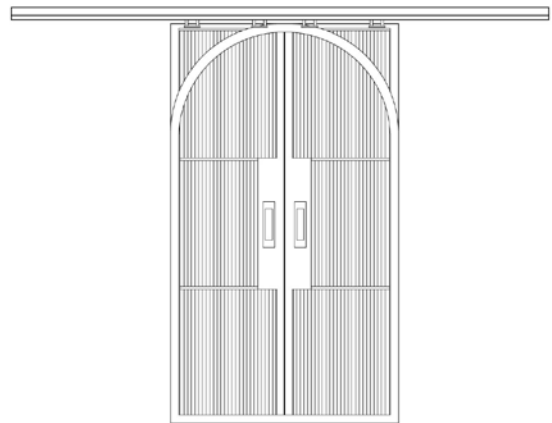


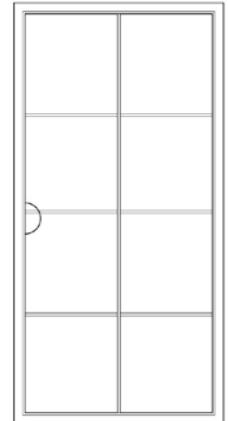


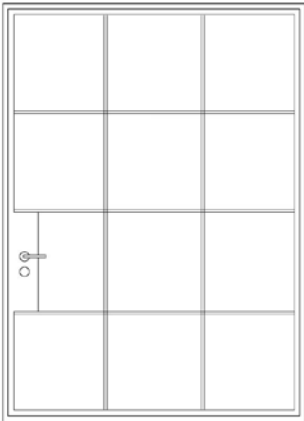
Steel Designs





FPS50'3lite Arch in Square Steel Hinge Double Door
Zen Showroom, Crea home VIC
Photo David Kulesza

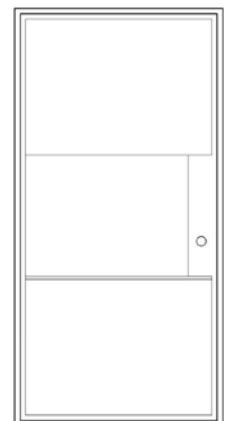

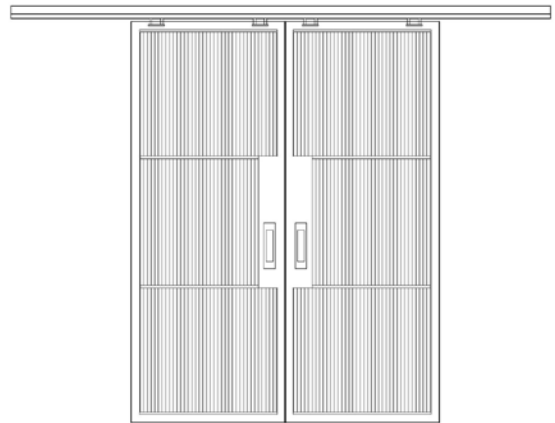


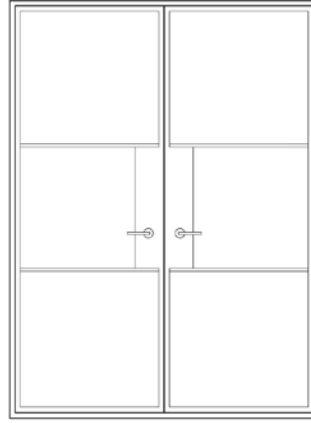

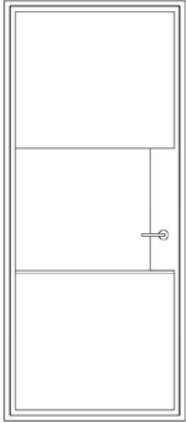
Steel Designs





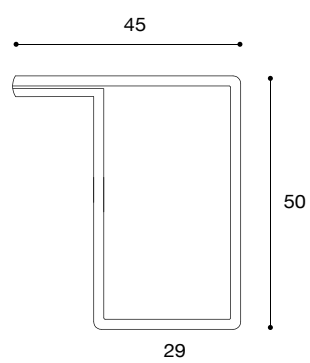
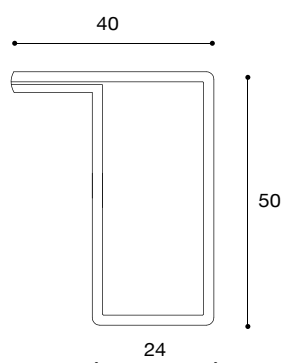
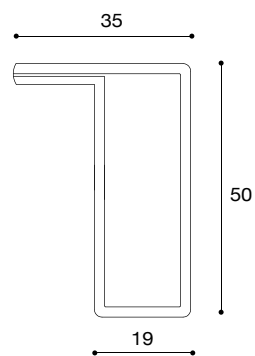
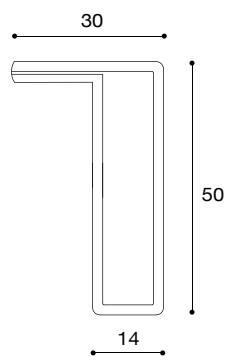
FPS50 4lite Steel Hinge Double Doors
#1 Matt Black
Brighton VIC
Photo Daniela Fulford

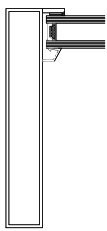
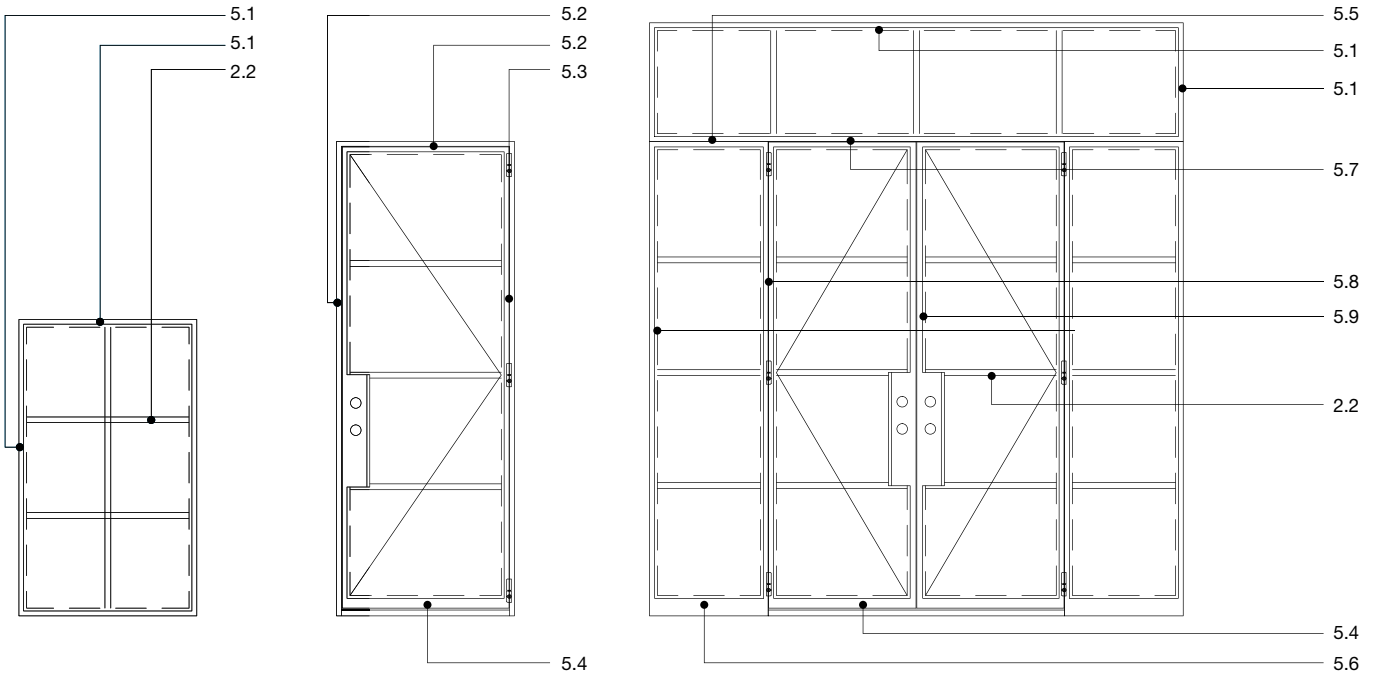
Steel Designs



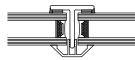
FPS50 Steel Profile

- + Precision cold formed steel profiles P" profile design
- + 2mm wall thickness tube with foam injected
- + Very compact profiles with minimal sight lines and depth
- + Low emissivity double glazed up to 37mm
- + Choice of different glazing beads
- + Zinc-magnesium pre-coating for corrosion protection

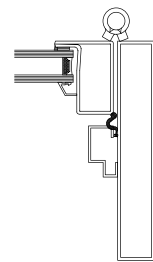




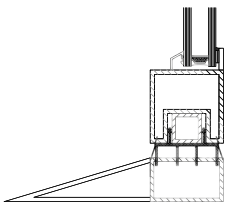
CROSS SECTION 5.1



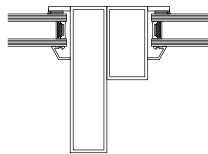
CROSS SECTION 2.2



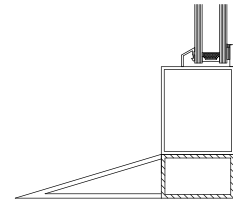
CROSS SECTION 5.3



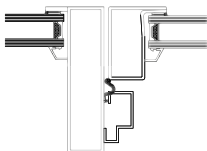
CROSS SECTION 5.4



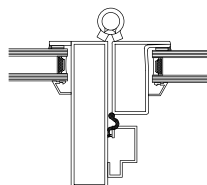
CROSS SECTION 5.5



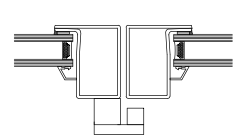
CROSS SECTION 5.6



CROSS SECTION 5.7



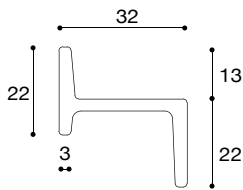
CROSS SECTION 5.8



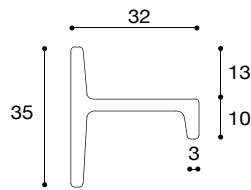
CROSS SECTION 5.9

W37 Steel Profile

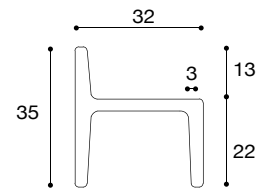
- + Solid hot rolled Swiss Steel Profiles
- + Stepped Leg Design
- + Material thickness up to 5mm
- + Very compact profiles with minimal sight lines and depth
- + Low emissivity double glazed up to 27mm
- + Choice of different glazing beads
- + Appropriate for heavy duty corrosion protection



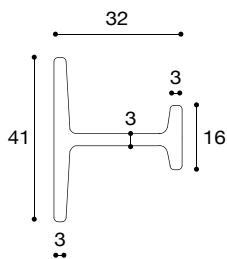
3202(CF 3203ZF)



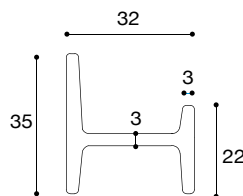
3204(CF 3203TF)



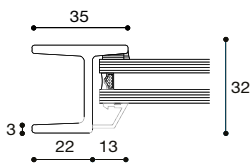
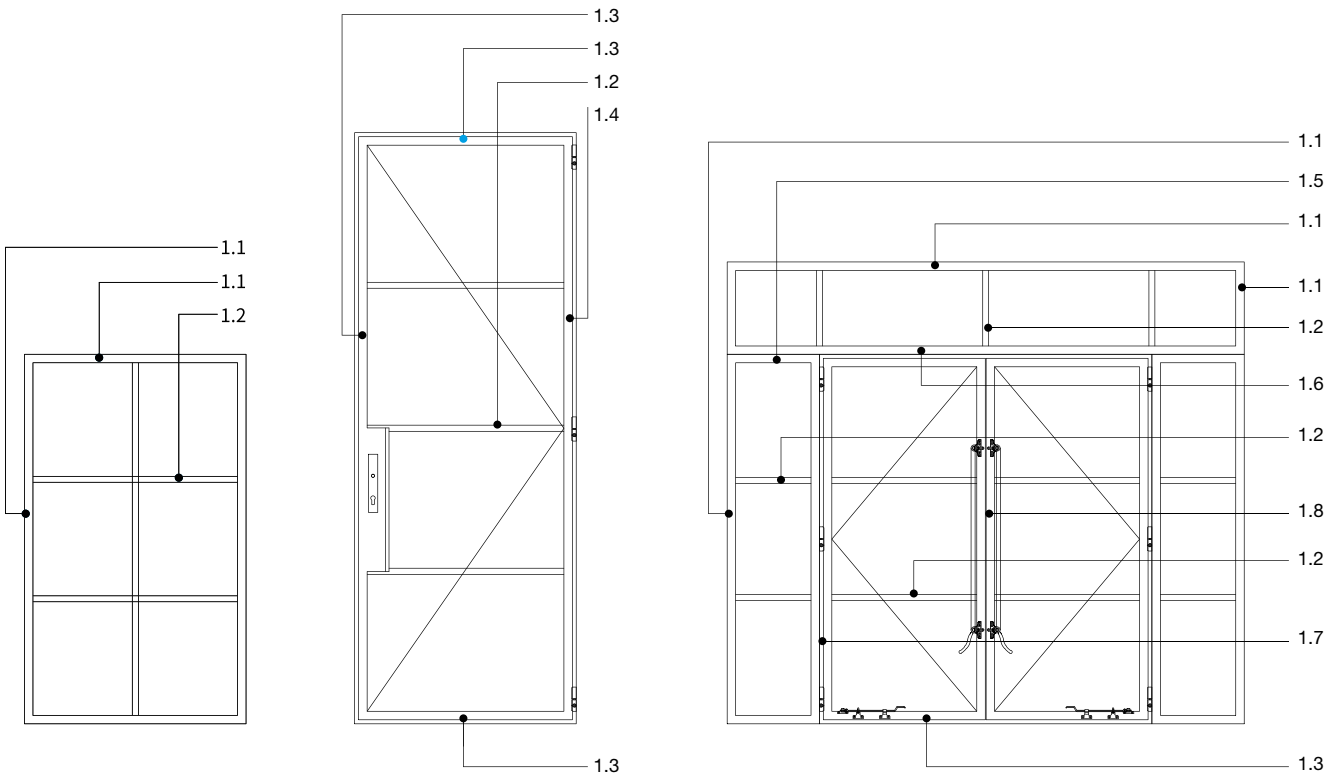
3205(CF 3203HF)



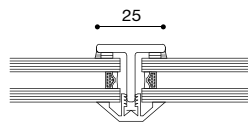
3201(CF 3203T2)



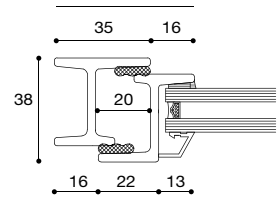
3210(CF 3203H)



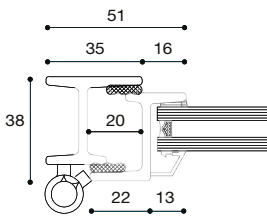
CROSS SECTION 1.1



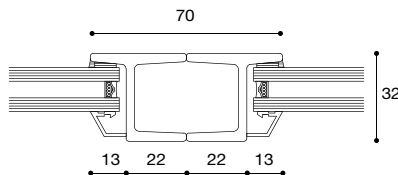
CROSS SECTION 1.2



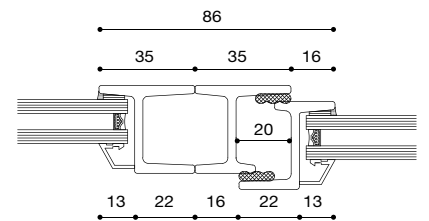
CROSS SECTION 1.3



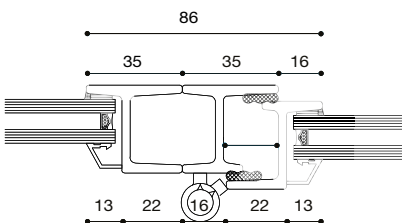
CROSS SECTION 1.4



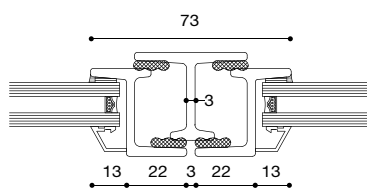
CROSS SECTION 1.5



CROSS SECTION 1.6



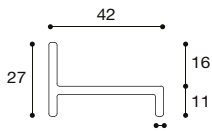
CROSS SECTION 1.7



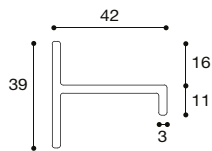
CROSS SECTION 1.8

W40 Steel Profile

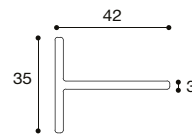
- + Solid hot rolled Swiss Steel Profiles
- + Stepped Leg Design
- + Material thickness up to 5mm
- + Very compact profiles with minimal sight lines and depth
- + Low emissivity double glazed up to 27mm
- + Choice of different glazing beads
- + Appropriate for heavy duty corrosion protection



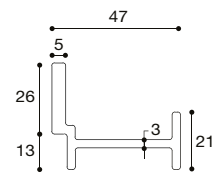
3701 (CF 4203LF)



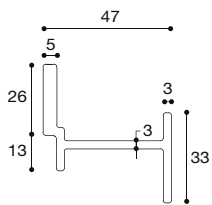
3702 (CF 4203TF)



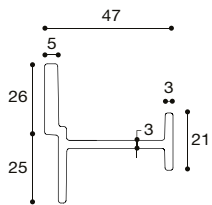
3703 (CF 4203T)



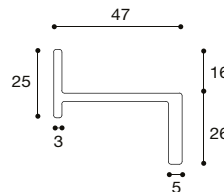
3704 (CF 4703L)



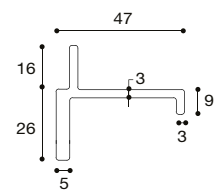
3705 (CF 4703Z)



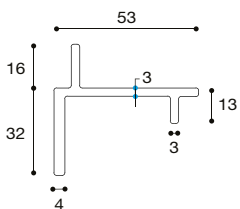
3706 (CF 4703T)



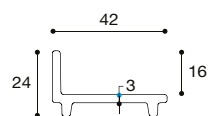
3707 (CF 4703LA)



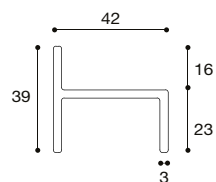
3708 (CF 4703TA)



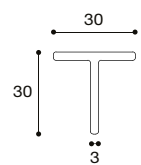
3709 (CF 5303TA)

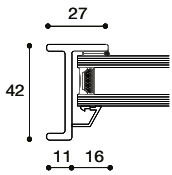
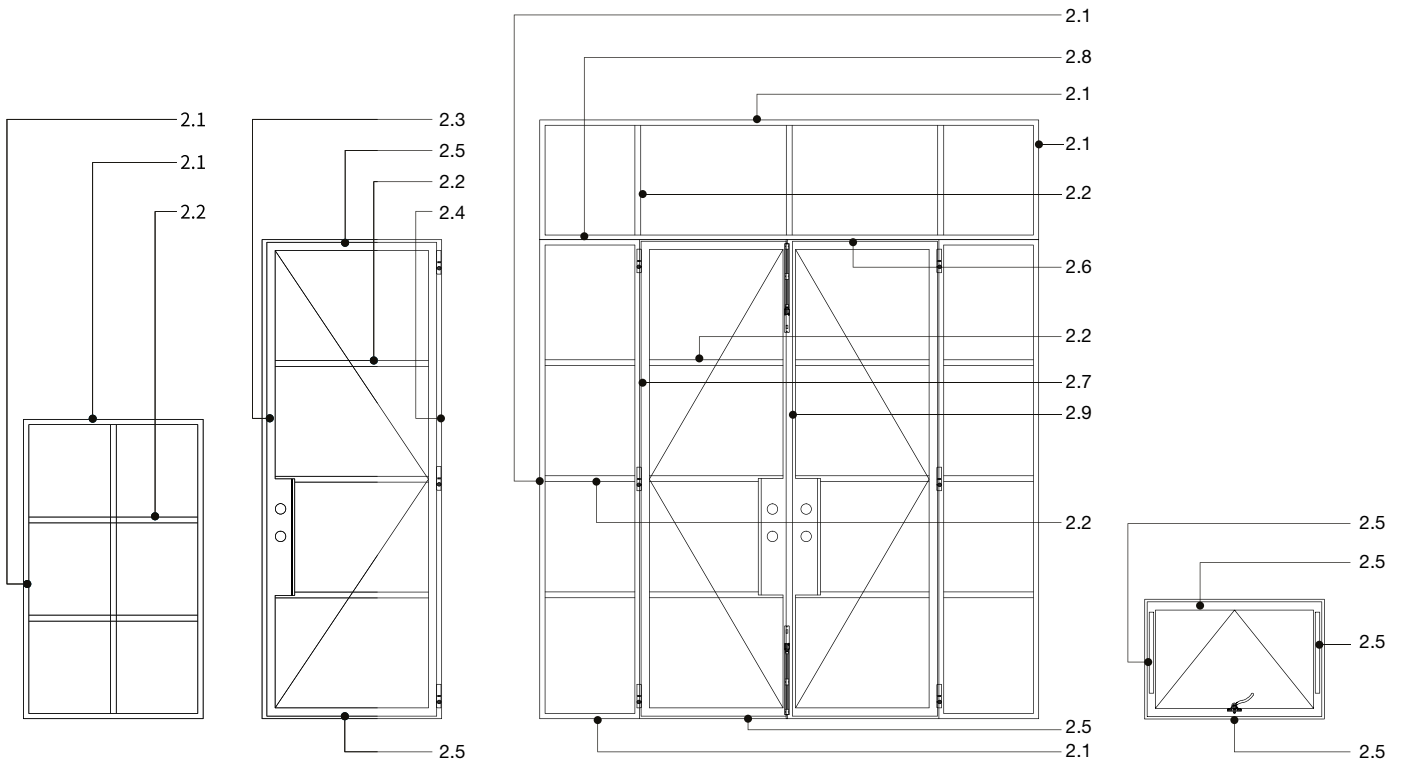


3710 (CF 4203LC)

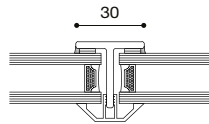


3711 (CF 4203HF)

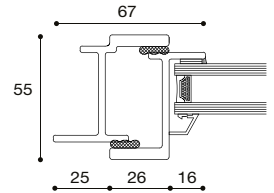




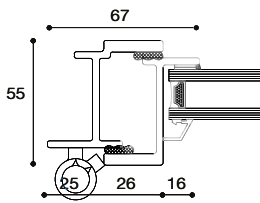
CROSS SECTION 2.1



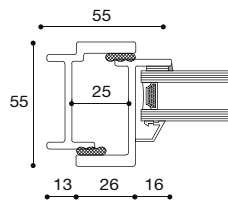
CROSS SECTION 2.2



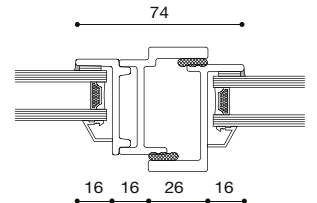
CROSS SECTION 2.3



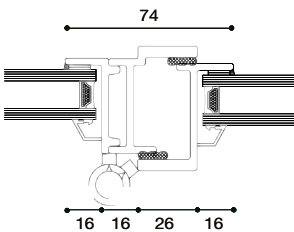
CROSS SECTION 2.3



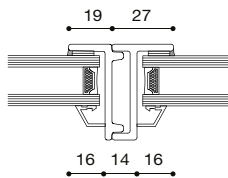
CROSS SECTION 2.5



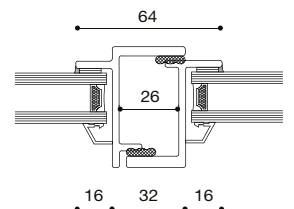
CROSS SECTION 2.6



CROSS SECTION 2.7



CROSS SECTION 2.8



CROSS SECTION 2.9



Colour Finishes







Standard Finishes



Custom Finishes





FPS50 12lite Arch Steel Hinge Double Doors

#1 Black



FPS50 12lite Arch Steel Hinge Double Doors
#2 White



FPS50 12lite Arch Steel Hinge Double Doors

#11 Heavy Gold



FPS50 12lite Arch Steel Hinge Double Doors
#8 Gold Rush



FPS50 12lite Arch Steel Hinge Double Doors
#6 ORB Light Bronze



FPS50 12lite Arch Steel Hinge Double Doors

#7 Heavy Bronze



FPS50 12lite Arch Steel Hinge Double Doors
#4 Silver Pewter



FPS50 12lite Arch Steel Hinge Double Doors
#9 Heavy Silver



FPS50 4lite Steel Hinge Door
#1 Matt Black
Brighton VIC
Photo Daniela Fulford















FPS50 4lite Steel Hinge Double Doors
#1 Matt Black
Brighton VIC
Photo Daniela Fulford






FPS50 4lite Arch in Square Steel Hinge Double Doors
Swatch Colour Match - Dulux Dark Bronze Flat
Ivanhoe VIC
Photo David Kulesza










FPS50 4lite Steel Hinge Double Doors
Swatch Colour Match - Dulux Dark Bronze Flat
Ivanhoe VIC
Photo David Kulesza









Iron Arch Hinge Double Doors
#1 Black
Essendon VIC
Photo David Kulesza



FPS50 18lite Arch Steel Hinge Double Doors
#1 Black
Essendon VIC
Photo David Kulesza















FPS50 4lite Steel Hinge Double Doors
#1 Black
Grasmere NSW
The Palm Co






FPS50 4lite Steel Barn Double Doors
#1 Black
Grasmere NSW
Photo The Palm Co







FPS50 4lite Steel Barn Double Doors
#1 Black
Grasmere NSW
Photo The Palm Co




FPS50 4lite Steel Hinge Double Doors
#1 Black
North Kellyville NSW
Photo Invision Homes











FPS50 4lite Steel Sliding Double Doors
#1 Black
Bondi NSW
Photo Simon Whitebread





FPS50 1lite Steel Fixed Windows
#1 Black
Bondi NSW
Photo Simon Whitebread



FPS50 3lite Steel Pivot Door
#1 Black
Bondi NSW
Photo Simon Whitebread



FPS50 4lite Steel Pivot Door
#1 Black
NSW
Photo Dion Group Projects







FPS50.5lite Arch in Square Steel Hinge Double Doors
#1 Black
Coburg VIC
Photo Daniela Fulford





Batten Iron Hinge Door
#2 White
Concord NSW
Photo Simon Whitebread









Neo Iron Hinge Door
#1 Black
St Ives NSW
Photo Pablo Veiga









FPS50.3lite Arch in Square Steel Hinge Double Doors
#1 Black
St Ives NSW
Photo Pablo Veiga



Batten Iron Hinge Double Doors
#1 White
Panania NSW
Photo Pablo Veiga












FPS50 Blite Steel Fixed and Awning Windows
#2 White
Toorak VIC
Photo Lonsdale Building Group





FPS50 9lite Steel Fixed and Casement Windows
#2 White
Toorak VIC
Photo Lonsdale Building Group



Batten Iron Hinge Door
#1 Black
Byron Bay NSW
Photo The Designory



FPS50 4lite Steel Sliding Door
#1 Black
Byron Bay NSW
Photo The Designory





FPS50 4lite Steel Hinge Door
#2 White
Byron Bay NSW
Photo The Designory



FPS50 4lite Steel Pivot Door & Fixed Windows
#1 Black
Brighton VIC
Photo Jimmy's Projects







FPS50 4lite Steel Pivot Door & Fixed Windows
#1 Black
Brighton VIC
Photo Jimmy's Projects





FPS50 3lite Steel Sliding Door
#1 Black
Brighton VIC
Photo Jimmy's Projects



FPS50 4lite Steel Bifold Doors
#1 Black
Brighton VIC
Photo Jimmy's Projects























ZEN



9 Gwynne Street
Cremorne VIC 3121

03 7068 7667
admin@zenbg.com.au
zendoors.com.au