
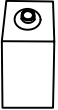



## PARTS AND HARDWARE.

### PARTS LIST

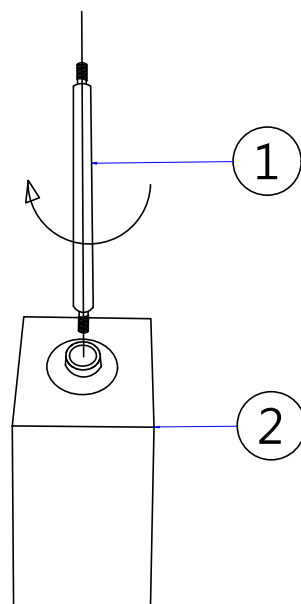
No.	Description	Image	Qty
1.	Rod		01
2.	Base		01
3.	Top		01

## NOTES.

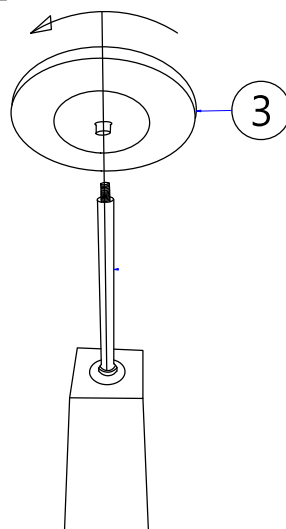
Thank you for purchasing this quality product! Be sure to check all packing material carefully for small part that may have come loose inside the carton during shipping.

**CAUTION:** The item is heavy, assembly should be performed by two people.

## STEP 1



## STEP 2



## STEP 3

