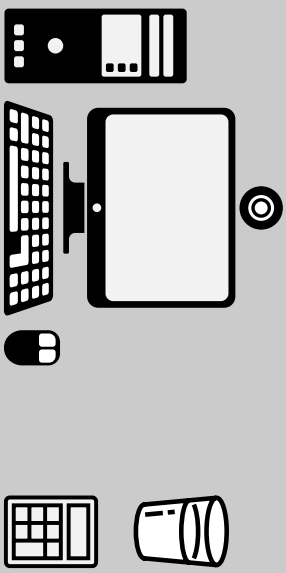


Remote session CBE: *Your work area on exam day*

DESKTOP SET UP




The diagram shows a desktop workstation with a monitor, keyboard, mouse, and a tower PC. To the right, there is a calculator and a glass of water.

Clear desk area
One monitor
Separate keyboard
Separate mouse
Webcam
Calculator (refer to exam guidelines)
A clear glass of water or small bottle (all labels removed)

NO additional monitors
NO additional peripherals
NO additional food or drink
NO headsets/earphones/earbuds
NO scrap paper

LAPTOP SET UP

OPTION 1




The diagram shows a laptop with a keyboard and mouse. To the right, there is a calculator and a glass of water.

Clear desk area
Laptop screen with built in webcam
Separate keyboard (optional)
Separate mouse (optional)
Calculator (refer to exam guidelines)
A clear glass of water or small bottle (all labels removed)

NO additional monitors
NO additional peripherals
NO additional food or drink
NO headsets/earphones/earbuds
NO scrap paper

OPTION 2



The diagram shows a laptop with an external monitor on top of it. The laptop screen is closed. To the right, there is a calculator and a glass of water.

Clear desk area
One external monitor (laptop screen must be closed)
Separate keyboard
Separate mouse
Webcam sitting on top of monitor
Calculator (refer to exam guidelines)
A clear glass of water or small bottle (all labels removed)

ONE EXTERNAL MONITOR ONLY
NO additional peripherals
NO additional food or drink
NO headsets/earphones/earbuds
NO scrap paper

All mobile phones must be placed out of arms reach before starting your exam