

ACCA Advanced Taxation (UK) FA22 ECR Study Guidance

Your ACCA Enhanced Classroom product – useful information

Welcome to your ACCA ECR programme which is provided in partnership with BPP Professional Education. Below is an overview about the Enhanced Classroom element of your learning programme, plus some guidance for you to follow when studying.

Key features of the BPP Enhanced Classroom product

- **Recorded lectures**

Your learning content is broken into syllabus topics. The recorded lectures, which can be viewed at any time, help you to understand and apply the syllabus content by either explaining a concept, showing you a worked example, or providing you with an opportunity to apply the concept yourself. The lectures follow the BPP Course Notes.

- **Assessment activities**

The online assessments and further question practice activities will help you identify your strengths and weaknesses on specific areas, demonstrate learning of the core syllabus knowledge and provide you with lots of opportunity to practice and include real life examples. You can attempt some of the assessments as many times as you wish, and feedback is provided on each answer you provide.

- **Updates & Announcements forum**

In the Forums area you will see Updates & Announcements – this provides information such as when the Hub will be unavailable, and for how long, due to scheduled maintenance. We recommend that you check this forum on a regular basis.

How to log in to the BPP Hub.

You will receive a 'trigger' email to activate your account from 'hubwelcome@BPP.com' (note you may find this in your email 'junk' folder). All subsequent courses will be accessed via the same online account, so we recommend you take careful note of your login details. Once you have triggered your account, follow the below steps:

- 1) Go to <https://bpp.com/account>
- 2) Log in with your User name and Password.
- 3) Navigate to Step 1 where you will find an introductory recording about your ACCA paper, and some FAQs about the Hub

If you ever forget your Password, you can generate a new one by clicking the 'Forgotten password?' link and by typing in your email address. You will be sent a code which you can use to reset your password.

If you have received your login details and are experiencing any technical difficulties logging in, please contact BPP's 24/7 IT helpdesk via bpptac@bpp.com.

We hope you enjoy your ACCA studies, and wish you luck in your exam.

Getting started

If you are new to studying online, before you begin you may find it useful to access the 'ECR product demonstration' video in the 'Making the most of your BPP Digital resources' section in the Hub:

Making the most of your BPP Digital resources



Comple

The BPP Hub & Hub Mobile App

Learn more about the BPP Hub, your gateway to everything you need:

- How to access the digital resources including recorded videos, online assessments, practice questions and much more
- Forums for BPP in centre, OCR and OCR Live students where you can raise questions to your tutor
- OCR Live students can access the online live classroom sessions (and recordings) via the Hub
- How to download the BPP Hub App - allowing you to learn on the go

[Welcome to the Hub](#)

[BPP ECR product demonstration](#)

[Download the Hub Mobile App and learn on the go](#)

[Mobile apps to support your learning journey](#)

Guidance

Studying for ATX (UK)

We have structured this guidance so that you have a good idea of how much work you should be doing in preparation for each Step assessment. However, we recognise that everyone studies at different speeds, so you will need to ensure that any targets you set yourself are realistic.

How to study via ECR

Your aim is to work through your BPP Workbook along with the recorded lectures and online assessments in the Enhanced Classroom online content. The Workbook you have been provided with should be annotated as you work through the material, and the lecture examples should be completed.

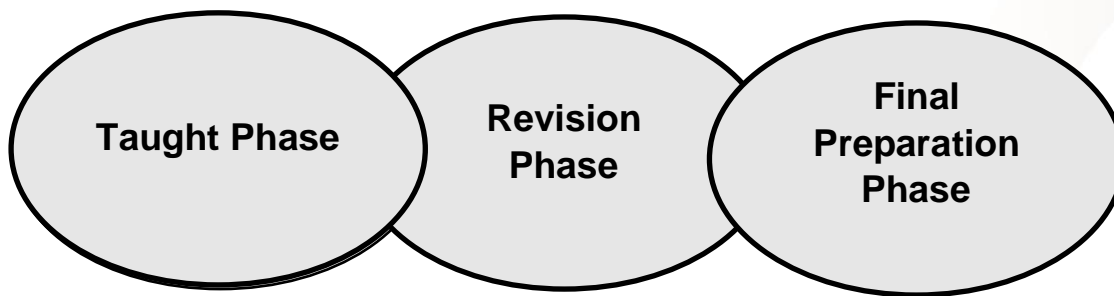
In order to work through the Workbook, we recommend you can use the following method:

- Listen to the recorded lectures in full and annotate the Workbook as you go;
- For lecture examples, have a go at them and if you find them easy, just use the answer at the back of the Workbook to check your understanding. If you have struggled with the lecture example, then use the recorded lectures to go through the theory and the answers in more detail.

The guidance below will give you some pointers as to which areas to prioritise. Try to cover the topics and activities in the guidance in the order shown. Before you start the next day of study, attempt any homework and recap any areas you have struggled with.

Errata

As we become aware of errata in the material, the errata sheet will be updated. You can access this under the 'Reference Resources' section, which is also under 'Getting Started' on the Hub.



Taught Phase

The emphasis of this first stage is studying the syllabus and gaining the knowledge required to attempt exam questions. During this stage you will work through each chapter of the Advanced Taxation Workbook and steps 1-6 of the Achievement Ladder.

Revision Phase

During this stage the emphasis is on practising exam-standard questions to learn how to apply your knowledge and develop your exam technique. During this phase you will attempt Step 7 of the Achievement Ladder.

Final Preparation Phase

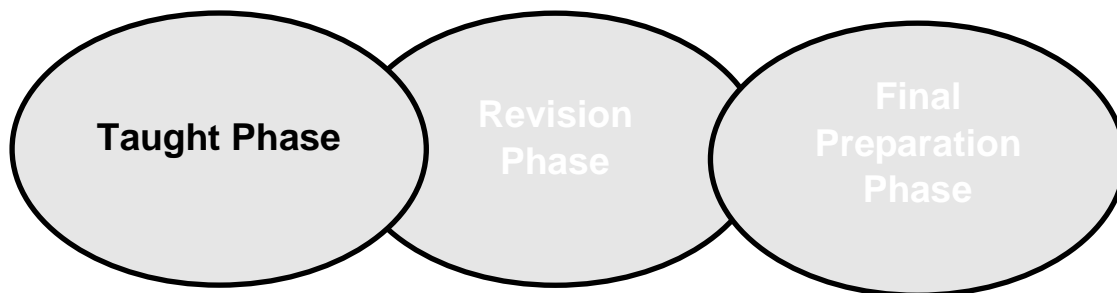
The aim here is to bring all of your skills and knowledge together in a final mock exam: Step 8 of the Achievement Ladder.

The Hub contains all the information, documents and videos for your course. The different phases of your course are clearly identified in different steps so you can easily find them.

Before you begin the Taught Phase, please take some time looking at the information provided in the **Introduction** section, in particular:

- Watch the Introduction to Advanced Taxation and How to study and pass video.
- Review the Assumed Knowledge document. This explains that you're expected to be confident in all your Taxation (TX) knowledge from your earlier studies. The pdf explains what knowledge is assumed, how to remind yourself of that knowledge and when particular taxes are needed on the ATX course.
- Review the ACCA Support Resources and the ACCA Practice Experience Requirement (PER) Support

Taught Phase



This guidance will take you through the Taught Phase of your course. The emphasis of the Taught Phase is on gaining the knowledge and beginning to develop the skills in order to attempt exam questions. During this Phase you will work through the ATX Workbook, using the online lectures to guide you. You will also work through Steps 1-6 of the Achievement Ladder. The Taught Phase is divided into 6 Achievement Ladder Steps, when you have covered all the chapters in that step, you should attempt the relevant Achievement Ladder Step.

Step 1

This guidance gives a total of approximately **18 hours of study*** for step 1 of the course.

**The timings given are approximate and include time to stop and review online lectures and to check your answers for any question practice. You may find that some study sessions take you more or less time than given here. Remember there is no such thing as a 'typical' student so these approximations are for guidance only.*

Chapter 1 – Ethics, tax avoidance schemes	Approx. 2 hours
<p>Key areas</p> <ul style="list-style-type: none">• Fundamental principles• New client procedures• Tax avoidance vs evasion <p>We know that there will be at least five marks in your exam based on ethics. This chapter is vital to you having the knowledge to be able to spot and address those ethical scenarios that you could see in your exam.</p>	
<p>Online lecture</p> <p>Work through the online lecture and the relevant sections of the Workbook.</p>	45 minutes
<p>Essential reading</p> <p>Take some time to look at the essential reading for this chapter. It will have been referenced through from the main Workbook and online lecture.</p>	15 minutes
<p>Question practice</p> <p>Attempt the following six questions which are all potential five-mark ethical scenarios you could see:</p> <p>Q1 Tilly Q2 Royce Q3 Donald Q4 Snowdon (extract) Q5 Opus Ltd group (extract) Q6 Grand Ltd group (extract) - part (b)</p> <p>All the recommended questions suggested in this document can be found in the Further Question Practise section of the Workbook - available in the digital edition of the Workbook from page 750.</p>	60 minutes

Chapter 2– The income tax computation	Approx. 1.1 hours
<p>Key area</p> <ul style="list-style-type: none"> The income tax computation <p>It is imperative that you understand how an income tax calculation is prepared. Any scenario where an individual's level of taxable income changes will mean their income tax liability will also change and we will need to be able to calculate and explain this.</p>	
<p>Online Lectures Work through the online lecture and the relevant sections of the Workbook.</p>	55 minutes
<p>Essential reading Take some time to look at the essential reading for this chapter. It will have been referenced through from the main Workbook and online lecture.</p>	15 minutes

Skills Checkpoint 1 – Scepticism	Approx. 0.3 hour
Watch the online lecture which takes you through the professional skill of Scepticism.	

Chapter 3 – Pensions and other tax-efficient investment products	Approx. 3.5 hours
<p>Key areas</p> <ul style="list-style-type: none"> Tax relief paying into a pension The tax advantages of EIS, SEIS and VCT investments <p>This chapter covers two potentially highly examinable topics. The first thinking about the tax relief available where an individual contributes to their pension and the second looking at other investments a high net worth individual could make which will give them tax breaks.</p>	
<p>Online Lecture Work through the online lecture and the relevant sections of the Workbook.</p>	75 minutes
<p>Essential reading Take some time to look at the essential reading for this chapter. It will have been referenced through from the main Workbook and online lecture.</p>	30 minutes
<p>Question practice Q7 Eric and Melanie Q8 Lee and Harry</p>	100 minutes

Chapter 4 – Employment income	Approx. 5 hours
<p>Key areas</p> <ul style="list-style-type: none"> • Personal service company - identification and application where services provided to a small or medium/large organisation • Tax treatment of termination payments • Tax consequences of tax-advantaged and non tax-advantaged share schemes <p>The first part of this chapter covers revision of the employment income calculation and of the NIC payment where we have employees. This is fundamental assumed knowledge which you must be confident with as an ATX student. The chapter then moves on to cover three new topics for employees at ATX: personal service company anti-avoidance legislation, taxation of termination payments and tax on share schemes. These topics are all highly examinable.</p>	
<p>Online Lecture</p> <p>This is a long chapter – work through the online lecture and the relevant sections of the Workbook.</p>	140 minutes
<p>Essential reading</p> <p>Take some time to look at the essential reading for this chapter. It will have been referenced through from the main Workbook and online lecture.</p>	40 minutes
<p>Question practice</p> <p>There are several questions on topics in this chapter available in the Further Question Practice Bank.</p> <p>Q9 Taker Q10 Poster plc Q11 Envirotech plc</p>	120 minutes

Chapter 5 – Property income	Approx. 2 hours
<p>Key area</p> <ul style="list-style-type: none"> • The calculation of UK property business income <p>This chapter starts with basic revision of the calculation of property business income from your TX studies. It then looks specifically at furnished holiday lets and rent a room- both areas you studied in TX which you could see in an ATX exam scenario. Finally, the chapter covers trust income and real estate investment trusts which are both new ATX topics.</p>	
<p>Online Lecture</p> <p>Work through the online lecture and the relevant sections of the Workbook.</p>	50 minutes
<p>Essential reading</p> <p>Take some time to look at the essential reading for this chapter. It will have been referenced through from the main Workbook and online lecture.</p>	30 minutes
<p>Question practice</p> <p>Q12 Hamburg</p>	45 minutes

Chapter 6 – Personal tax planning	Approx. 2.2 hours
<p>Key areas</p> <ul style="list-style-type: none"> The whole chapter <p>This chapter takes your personal tax technical knowledge and tries to look at how it could be applied in the context of a personal tax planning scenario in your real exam. It focusses on the types of planning scenarios which you could see in your real exam and is an important chapter.</p>	
<p>Online Lecture</p> <p>Work through the online lecture and the relevant sections of the Workbook.</p>	80 minutes
<p>Question practice</p> <p>Q50 Landscape (except (c)) Q12 Damiana</p>	50 minutes

Skills Checkpoint 2 – Analysis and Evaluation	Approx. 0.3 hours
Watch the online lecture which takes you through the professional skill of analysis and evaluation.	

Practise & Apply - Step 1	Approx. 0.75 hour
Before you attempt Achievement Ladder Step 1 you can take a look at part (b) and (c) of Q14 Pedro, a real ATX past exam question. You will find a document explaining this under Step 1 in the hub for you to attempt from the P&R kit however the question is also available in the ACCA's CBE software with Practice Exam 1 and so it would be a great opportunity for you to use the ACCA's software. A recorded debrief is also available.	

Achievement Ladder Step 1	Approx. 1 hour
<p>You are now ready to take your first step towards exam success!</p> <p>Achievement Ladder Step 1 is an opportunity to consolidate your knowledge and see how far you have come. You are then able to concentrate on any weaknesses before moving onto the next part of your studies.</p> <p>This Step is an online test, based on Chapters 1 - 6 and is auto-marked. Make sure you work through the feedback very carefully, covering the questions you answered correctly as well as those you didn't. You will both reinforce and extend your understanding of the syllabus content if you do this.</p> <p>Estimated timings: attempting Step 1: 40 minutes, reviewing feedback carefully: 20 minutes</p>	

Step 2

This guidance gives a total of approximately **16.5 hours of study***

Chapter 7 – Capital gains tax computation	Approx. 4 hours
<p>Key areas</p> <ul style="list-style-type: none">• The capital gains tax computation• Losses• Chattels <p>This chapter starts with basic revision of a CGT computation which is assumed TX knowledge. It is fundamentally important as an ATX student that you can quickly and efficiently identify when CGT is due and calculate the tax due. The chapter then moves on to cover additional 'twists' that you could see in a CGT computation- each 'twist' could easily be tested in a CGT scenario. Some you have seen in TX and some are new to you as an ATX student.</p>	
<p>Online Lectures</p> <p>Work through the online lecture and the relevant sections of the Workbook.</p>	100 minutes
<p>Essential reading</p> <p>Take some time to look at the essential reading for this chapter. It will have been referenced through from the main Workbook and online lecture.</p>	15 minutes
<p>Question practice</p> <p>Q14 Sophie</p> <p>Q15 Wendy, Henry and Dan</p>	100 minutes
<p>Articles</p> <p>Read the following articles on ACCA's website:</p> <p><i>Trusts and Tax</i></p> <p>It's a three part article- remember to click on the next part in the 'related links section' at the top right corner of the screen. You may prefer to leave reading this Article until after you have covered the inheritance aspects of IHT so this is repeated later in this guidance.</p> <p>https://www.accaglobal.com/gb/en/student/exam-support-resources/professional-exams-study-resources/p6/technical-articles.html</p>	30 minutes

Chapter 8 – Shares and securities, CGT reliefs	Approx. 5 hours
<p>Key areas</p> <ul style="list-style-type: none"> • Takeovers • Business asset disposal relief, gift holdover relief, rollover relief and incorporation relief <p>This chapter starts by covering CGT on disposals of shares and securities- much of which you have already seen in TX. The section on takeovers is particularly relevant for us in ATX so make sure you study it carefully. We will cover more on this in the later planning chapter.</p> <p>The chapter then moves on to revise your TX CGT reliefs and then add in new ATX reliefs. The Examining Team have stated that knowledge of the various CGT reliefs and the application of the reliefs to particular scenarios is essential ATX knowledge for students. As such it is vital you spend time learning the various reliefs covered.</p>	
<p>Online Lecture</p> <p>Work through the online lecture and the relevant sections of the Workbook. This is a long chapter so you may want to break it down to listen to in smaller sections.</p>	190 minutes
<p>Essential reading</p> <p>Take some time to look at the essential reading for this chapter. It will have been referenced through from the main Workbook and online lecture.</p>	40 minutes
<p>Question practice</p> <p>Further Practice Question Bank:</p> <p>Q16 John and Matilda Q17 Briony</p>	75 minutes

Chapter 9 – Overseas personal taxation	Approx. 3.4 hours
<p>Key areas</p> <ul style="list-style-type: none"> • Impact of residence and domicile on income tax • Impact of residence and domicile on capital gains tax <p>Overseas tax issues are a vital ATX exam topic which are frequently examined. In this chapter we remind ourselves how we determine an individual's residence and domicile and we then look at how these impact their income tax and capital gains tax due. Make sure you spend time understanding the basic positions covered in this chapter.</p>	
<p>Online Lecture</p> <p>Work through the online lecture and the relevant sections of the Workbook.</p>	65 minutes
<p>Essential reading</p> <p>Take some time to look at the essential reading for this chapter. It will have been referenced through from the main Workbook and online lecture.</p>	30 minutes
<p>Question practice</p> <p>Q18 Maria, Felix and Susan</p> <p>Q19 Robert</p>	80 minutes
<p>Articles</p> <p>Read the following article on ACCA's website:</p> <p><i>International aspects of personal taxation for Advanced Taxation (ATX-UK)</i></p> <p>It's a four part article- remember to click on the next part in the 'related links section' at the top right corner of the screen.</p> <p>https://www.accaglobal.com/gb/en/student/exam-support-resources/professional-exams-study-resources/p6/technical-articles.html</p>	30 minutes

Chapter 10 – Personal tax administration	Approx. 2 hours
<p>Key areas</p> <ul style="list-style-type: none"> • When to pay you tax and when to file your return <p>This chapter reminds you of a lot of the administration basics which you should remember from your TX studies- when to file your return and when to pay your tax. Administration points don't normally make up large chunks of ATX questions but there are often easy marks available if you know your admin points.</p>	
<p>Online lecture</p> <p>Work through the online lecture and the relevant sections of the Workbook.</p>	30 minutes
<p>Essential reading</p> <p>Take some time to look at the essential reading for this chapter. It will have been referenced through from the main Workbook and online lecture.</p>	30 minutes
<p>Question practice</p> <p>Q20 Mark, Sarah and Meredith</p>	60 minutes

Practise & Apply - Step 2	Approx. 0.75 hour
<p>Before you attempt Achievement Ladder Step 2 you can take a look at part (a)(i), (b) and (c) of Q18 Max, a real ATX past exam question. You will find document explaining this under Step 2 in the hub and you can find the question in your P&R kit.</p>	

Achievement Ladder Step 2	Approx. 1.5 hours
<p>Now you have covered Chapters 1 - 10, you are ready to take your next step towards exam success.</p> <p>Achievement Ladder Step 2 is two written questions, based on Chapters 1 - 10. You should aim to tackle the questions to time. The time allowed per question is calculated as 1.95 minutes per mark. Once you have attempted the questions, you should work through the suggested solutions to both reinforce and extend your understanding of the syllabus.</p>	
<p>Estimated timings : attempting Step 2: 64 minutes, reviewing suggested solutions: 30 minutes</p>	

Step 3

This guidance gives a total of approximately **15 hours of study***

Chapter 11 – Inheritance tax computation	Approx. 4.25 hours
<p>Key areas</p> <ul style="list-style-type: none">• The basic inheritance tax computation• Business property relief and agricultural property relief <p>This chapter revises the basics of an inheritance tax computation which are assumed knowledge from TX and frequently examined in ATX. While questions could be based on computations you will also need to be able to explain IHT consequences to your client on various gifts they may be considering in your scenarios.</p>	
<p>Online Lecture</p> <p>Work through the online lecture and the relevant sections of the Workbook.</p>	150 minutes
<p>Essential reading</p> <p>Take some time to look at the essential reading for this chapter. It will have been referenced through from the main Workbook and online lecture.</p>	30 minutes
<p>Question practice</p> <p>Q21 Rodin</p>	45 minutes
<p>Articles</p> <p>Read the following article on ACCA's website:</p> <p><i>Inheritance tax and capital gains tax for Advanced Taxation (ATX-UK)</i></p> <p>It's a four part article- remember to click on the next part in the 'related links section' at the top right corner of the screen.</p> <p>https://www.accaglobal.com/gb/en/student/exam-support-resources/professional-exams-study-resources/p6/technical-articles.html</p>	30 minutes

Chapter 12 – Inheritance tax: further aspects	Approx. 1.8 hours
<p>Key areas</p> <ul style="list-style-type: none"> Overseas IHT <p>This chapter continues with IHT and looks at some specific topics which are new at ATX. Of particular importance is the overseas IHT section as the Examiner frequently states that overseas topics are key at ATX.</p>	
<p>Online Lecture</p> <p>Work through the online lecture and the relevant sections of the Workbook.</p>	35 minutes
<p>Essential reading</p> <p>Take some time to look at the essential reading for this chapter. It will have been referenced through from the main Workbook and online lecture.</p>	15 minutes
<p>Question practice</p> <p>Q22 Rhys</p>	30 minutes
<p>Articles</p> <p>Read the following article on ACCA's website:</p> <p><i>Trusts and Tax</i></p> <p>It's a four part article- remember to click on the next part in the 'related links section' at the top right corner of the screen.</p> <p>https://www.accaglobal.com/gb/en/student/exam-support-resources/professional-exams-study-resources/p6/technical-articles.html</p>	30 minutes

Chapter 13 – Capital tax advice	Approx. 5.6 hours
<p>Key areas</p> <ul style="list-style-type: none"> The whole chapter <p>This is another vital exam skills chapter for you. It takes your capital tax knowledge which you've covered so far in the course and tries to think about potential exam planning scenarios. Make sure you work this chapter carefully.</p>	
<p>Online Lecture</p> <p>Work through the online lecture and the relevant sections of the Workbook.</p>	140 minutes
<p>Question practice</p> <p>Q23 Hubert Q24 Stuart and Rebecca Q25 Adam (although you could wait until you've studied Skills Checkpoint 4 to attempt this question)</p>	200 minutes

Skills Checkpoint 3 – Communication	Approx. 0.25 hours
<p>Watch the online lecture which takes you through the professional skill of communication.</p>	

Practise & Apply - Step 3	Approx. 1.15 hours
<p>Before you attempt Achievement Ladder Step 3 you can take a look at Q17 Noah and Dan, a real ATX past exam question. You will find a document explaining this under Step 3 in the hub and the question in your P&R kit.</p>	

Achievement Ladder Step 3	Approx. 2 hours
<p>Now you have covered Chapters 1 - 13, you are ready to take your next step towards exam success.</p> <p>Achievement Ladder Step 3 is an online test, based on Chapters 1 - 13. This Step is auto-marked. Make sure you work through the feedback very carefully, covering the questions you answered correctly as well as those you didn't. You will both reinforce and extend your understanding of the syllabus content if you do this.</p> <p>Estimated timings: attempting Step 3: 80 minutes, reviewing feedback carefully: 40 minutes</p>	

Step 4

This guidance gives a total of approximately **25.65 hours of study**.

Chapter 14 – Sole traders	Approx. 4.3 hours
<p>Key areas</p> <ul style="list-style-type: none">• The whole chapter <p>This chapter is entirely assumed knowledge revision from your TX studies. It looks at how we calculate the trade profit figure that a sole trader is taxed on. Advising sole trade business is a key ATX exam scenario and it's important that you know these basics well. The examining team frequently comment that students' basis period knowledge is poor so make sure you revise this carefully. The chapter also reminds you that in addition to paying income tax on trade profits that you must also consider Class 2 & 4 NIC.</p>	
<p>Online Lecture</p> <p>Work through the online lecture and the relevant sections of the Workbook.</p>	140 minutes
<p>Essential reading</p> <p>Take some time to look at the essential reading for this chapter. It will have been referenced through from the main Workbook and online lecture.</p>	60 minutes
<p>Question practice</p> <p>Q26 Helen Q27 Shelia</p>	60 minutes

Chapter 15 – Sole trader losses and partnerships	Approx. 3.75 hours
<p>Key areas</p> <ul style="list-style-type: none">• Sole trader losses <p>Unincorporated businesses are frequently examined in ATX and you could easily have a scenario where the business makes a trade loss or the business is a partnership. This chapter covers both these complications.</p> <p>The examining team frequently state that students aren't very good at dealing with trade losses so make sure you study this material carefully.</p>	
<p>Online Lecture</p> <p>Work through the online lecture and the relevant sections of the Workbook.</p>	75 minutes
<p>Essential reading</p> <p>Take some time to look at the essential reading for this chapter. It will have been referenced through from the main Workbook and online lecture.</p>	60 minutes
<p>Question practice</p> <p>Q28 Arrol and Louisa Q29 ABC Partnership</p>	90 minutes

Chapter 16 – Corporation tax for single companies	Approx. 4.6 hours
<p>Key areas</p> <ul style="list-style-type: none"> • The corporation tax computation • Research and development • Substantial shareholding exemption <p>It is vital that you remember how a corporation tax computation works and this is revised in this chapter. It goes into further depth on intangible assets, research and development, and corporate gains- all of these are important topics. The chapter finishes by reminding you of your corporate tax admin rules.</p>	
<p>Online Lecture</p> <p>Work through the online lecture and the relevant sections of the Workbook.</p>	115 minutes
<p>Essential reading</p> <p>Take some time to look at the essential reading for this chapter. It will have been referenced through from the main Workbook and online lecture.</p>	40 minutes
<p>Question practice</p> <p>Q31 Fraser Ltd Q32 Melson Ltd Q33 Hogg Ltd</p>	90 minutes
<p>Articles</p> <p>Read the following article on ACCA's website:</p> <p><i>Corporation tax</i></p> <p>It's a four part article- remember to click on the next part in the 'related links section' at the top right corner of the screen.</p> <p>https://www.accaglobal.com/gb/en/student/exam-support-resources/professional-exams-study-resources/p6/technical-articles.html</p> <p>You may prefer to read this article after you have studied Chapter 25.</p>	30 minutes

Chapter 17 – Losses for single companies	Approx. 2.55 hours
<p>Key areas</p> <ul style="list-style-type: none"> • Trading loss offset options • Offset of capital losses <p>Here we look at a single company making a loss. We start with how trade losses can be offset- most of which is TX assumed knowledge. It's fundamental you know how these losses are offset and you must be careful not to confuse them with how sole trade trade losses are offset. The section on a change of ownership is new at ATX. Don't forget to also consider how other types of losses can be offset.</p>	
<p>Online Lecture</p> <p>Work through the online lecture and the relevant sections of the Workbook.</p>	50 minutes
<p>Essential reading</p> <p>Take some time to look at the essential reading for this chapter. It will have been referenced through from the main Workbook and online lecture.</p>	15 minutes
<p>Question practice</p> <p>Q34 Major Ltd Q35 Daley plc</p>	90 minutes

Chapter 18 – Owner-managed business (OMB) tax planning	Approx. 8.2 hours
<p>Key areas</p> <ul style="list-style-type: none"> The whole chapter <p>Having worked the chapters covering the technical material on how small businesses are taxed this chapter tries to consider how this technical knowledge could be tested in exam planning scenarios. It's an important chapter looking at the skill of advising OMBs and should be worked carefully.</p>	
<p>Online Lecture</p> <p>Work through the online lecture and the relevant sections of the Workbook.</p>	190 minutes
<p>Question practice</p> <p>Q30 Meg and Laurie (although review Skills CP 3 & 4 prior to attempting this) Q36 Gemma Q37 Ernie Q38 Norma Q39 Tax planning (leave the VAT part til later) Q40 Financial planning</p> <p>If this is too much question practise for you to fit in now save Q39 and 40 for your revision phase.</p>	240 minutes
<p>Articles</p> <p>Read the following articles on ACCA's website:</p> <p><i>Taxation of the unincorporated business - the existing business</i> <i>Taxation of the unincorporated business - the new business</i></p> <p>They are four part articles- remember to click on the next part in the 'related links section' at the top right corner of the screen.</p> <p>https://www.accaglobal.com/gb/en/student/exam-support-resources/professional-exams-study-resources/p6/technical-articles.html</p>	60 minutes

Skills Checkpoint 4 – Commercial acumen	Approx. 0.25 hours
<p>Watch the online lecture which takes you through the professional skill of commercial acumen.</p>	

Practise & Apply - Step 4	Approx. 2 hours
<p>Before you attempt Achievement Ladder Step 4 you can take a look at Q4 Pippin, a real ATX past exam question. You will find a document explaining this under Step 4 in the hub and the question in your P&R kit.</p>	

Step 5

This guidance gives a total of approximately **11.4 hours of study**.

Chapter 19 – Corporate groups and consortia	Approx. 4 hours
<p>Key areas</p> <ul style="list-style-type: none">• Group relief• Gains groups <p>It is a common exam scenario to see a corporate group. In this chapter we revise the basics of taxation of corporate groups from your TX knowledge but build in extra details for ATX. It is vital that you know the definitions of group relief groups, gains groups and consortia and that you know what the tax consequences of these groups are.</p>	
<p>Online Lecture</p> <p>Work through the online lecture and the relevant sections of the Workbook.</p>	110 minutes
<p>Essential reading</p> <p>Take some time to look at the essential reading for this chapter. It will have been referenced through from the main Workbook and online lecture.</p>	15 minutes
<p>Question practice</p> <p>Q41 Hawthorn Ltd, Linden Ltd and Maple Ltd</p>	60 minutes
<p>Articles</p> <p>Read the following articles on ACCA's website:</p> <p><i>Corporation tax - group relief</i> <i>Corporation tax - groups and chargeable gains</i></p> <p>They are four part articles- remember to click on the next part in the 'related links section' at the top right corner of the screen.</p> <p>https://www.accaglobal.com/gb/en/student/exam-support-resources/professional-exams-study-resources/p6/technical-articles.html</p> <p>You may prefer to wait and read these articles after you have studied Chapter 25.</p>	60 minutes

Chapter 20 – Administration, winding up and purchase of own shares	Approx. 1.5 hours
<p>Key areas</p> <ul style="list-style-type: none"> • Implications of winding up and distributions to shareholders • The two tax treatments for a purchase of own shares • The conditions for the capital route to apply on a purchase of own shares <p>This chapter covers topics which are entirely new to us at ATX. We first look at companies in difficulty going into administration and liquidation and we then look at a company purchasing its own shares. Either of these topics could easily be the focus of one of your section B questions.</p>	
<p>Online Lecture</p> <p>Work through the online lecture and the relevant sections of the Workbook.</p>	65 minutes
<p>Essential reading</p> <p>Take some time to look at the essential reading for this chapter. It will have been referenced through from the main Workbook and online lecture.</p>	15 minutes
<p>Question practice</p> <p>Q42 Clarke Ltd</p>	30 minutes

Chapter 21 – Close companies and investment companies	Approx. 1.8 hours
<p>Key areas</p> <ul style="list-style-type: none"> • Close companies <p>This chapter once again covers two topics which are entirely new to you at ATX and which again, could form the basis of one of your questions.</p>	
<p>Online Lecture</p> <p>Work through the online lecture and the relevant sections of the Workbook.</p>	55 minutes
<p>Essential reading</p> <p>Take some time to look at the essential reading for this chapter. It will have been referenced through from the main Workbook and online lecture.</p>	5 minutes
<p>Question practice</p> <p>Q43 Huis Ltd and Beauvoir Ltd</p> <p>Q50 Landscape Ltd (any parts which you have not previously attempted)</p>	50 minutes

Practise & Apply – Step 5	Approx. 1.1 hours
<p>Before you attempt Achievement Ladder Step 5 you can take a look at Q23 Rod, a real ATX past exam question. You will find a document explaining this under Step 5 in the hub and the question in your P&R kit. A recorded debrief is also available.</p>	

Achievement Ladder Step 5	Approx. 3 hours
<p>You are now are ready to take your next step towards exam success.</p> <p>Achievement Ladder Step 5 is an online test, covering Chapters 1 - 21. This Step is auto-marked. Make sure you work through the feedback very carefully, covering the questions you answered correctly as well as those you didn't, in order to both reinforce and extend your understanding of the syllabus.</p> <p>Estimated timings: attempting Step 5: 120 minutes, reviewing feedback carefully: 1 hour</p>	

Step 6

This guidance gives a total of approximately **15.3 hours of study**.

Chapter 22 – Overseas aspects of corporation tax	Approx. 2.3 hours
<p>Key areas</p> <ul style="list-style-type: none">• Structure of overseas operations• The taxation of overseas income including DTR <p>Once again, the examining team frequently state that overseas aspects of tax are fundamental topics for ATX. As such, this chapter is highly examinable.</p>	
<p>Online Lecture</p> <p>Work through the online lecture and the relevant sections of the Workbook.</p>	70 minutes
<p>Essential reading</p> <p>Take some time to look at the essential reading for this chapter. It will have been referenced through from the main Workbook and online lecture.</p>	30 minutes
<p>Question practice</p> <p>Q44 Exotica Inc and Willow Ltd</p>	40 minutes

Chapter 23 – Value added tax	Approx. 3.5 hours
<p>Key areas</p> <ul style="list-style-type: none">• Partial exemption• Land and buildings• Capital goods scheme <p>This chapter starts by revising the key basics of VAT from your TX studies which are fundamental to us in ATX. It then moves on to look at some new ATX VAT topics which are highly examinable: the partial exemption, VAT on land and buildings, a transfer of a going concern and the capital goods scheme.</p>	
<p>Online Lecture</p> <p>Work through the online lecture and the relevant sections of the Workbook.</p>	90 minutes
<p>Essential reading</p> <p>Take some time to look at the essential reading for this chapter. It will have been referenced through from the main Workbook and online lecture.</p>	60 minutes
<p>Question practice</p> <p>Q45 VAT groups Q46 Stewart Ltd</p>	60 minutes

Chapter 24 – Stamp taxes	Approx. 0.5 hours
This chapter teaches you about stamp duty- a tax which you have not seen before. It's a relatively short chapter but can often generate you a couple of easy marks if you can spot it in an exam scenario.	
Online Lecture Work through the online lecture and the relevant sections of the Workbook.	20 minutes
Question practice Q47 Dan	15 minutes

Chapter 25 – Corporate tax planning	Approx. 3.6 hours
Key areas <ul style="list-style-type: none"> The whole chapter Having worked the chapters covering the technical material on how companies are taxed this chapter tries to consider how this technical knowledge could be tested in exam planning scenarios. It's an important chapter looking at the skill of advising corporates and should be worked carefully.	
Online Lecture Work through the online lecture and the relevant sections of the Workbook.	100 minutes
Question practice Q48 Hulse Finds Q49 Daniel Q51 Grand Ltd (part (a))	120 minutes
Articles Read the following articles on ACCA's website: <i>Corporation tax</i> <i>Corporation tax - group relief</i> <i>Corporation tax - groups and chargeable gains</i> They are four part articles- remember to click on the next part in the 'related links section' at the top right corner of the screen. https://www.accaglobal.com/gb/en/student/exam-support-resources/professional-exams-study-resources/p6/technical-articles.html Time has not been allocated here as these articles are all mentioned earlier in this guidance and time allowed there.	

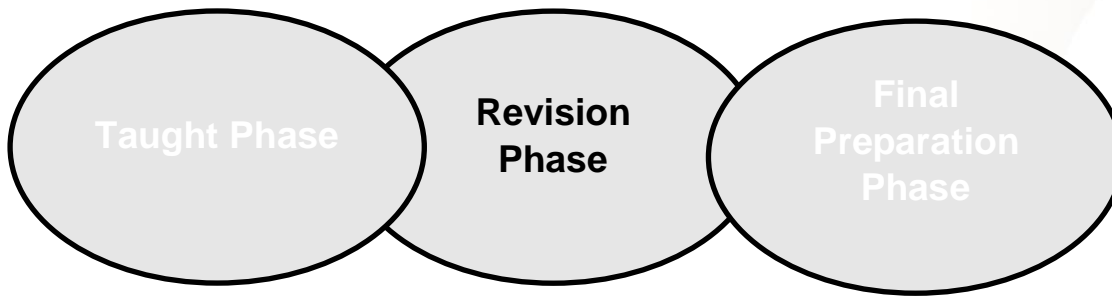
Skills Checkpoint 5 – Exam readiness	Approx. 0.3 hours
Watch the online lecture which takes you through the checkpoint covering exam readiness. This checkpoint explores the use of the CBE software using syllabus area E.	

Practise & Apply – Step 6

Approx.
1.1 hours

Before you attempt Achievement Ladder Step 6 you can take a look at Q29 Achote Ltd, Borage Ltd and Caraway Inc, a real ATX past exam question. You will find a document explaining this under Step 5 in the hub and the question in your P&R kit.

Revision Phase



This phase is all about taking the knowledge you gained in the taught phase and applying it to exam-standard questions. The emphasis here is very much on exam technique.

Exam technique

Each Skills Checkpoint in the Workbook covers the Specific ATX Skills and Exam Success Skills you need to pass. Working through the Skills Checkpoints using the online lectures for each Checkpoint will help you to develop your exam technique.

Question practice

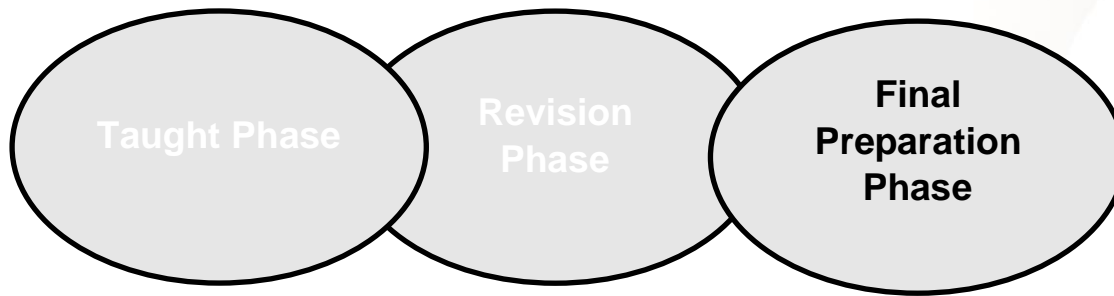
The most effective way of improving exam technique is through question practice. Before moving on to the Revision Phase (Step 7 on the Hub), we recommend you start by ensuring you have attempted Steps 1 to 6 of the Achievement Ladder as well as the questions recommended above from the Workbook Further Question Practice Bank. Once you have done that, you should complete all questions included in the **Practice & Apply Question Guidance** document in the **Step 8 section** on the Hub. The Revision Phase tile (under Step 7 on the Hub) also contains short knowledge summaries for each chapter of the Workbook if you want a quick reminder of the key points.

Revision Questions

The FQP questions are selected from our examiner reviewed Practice & Revision Kit and have been carefully selected by our Subject Matter Experts to ensure you get the best out of your revision time. Some questions have an online debrief to allow you to get the most out of the question.

It is essential that you take time to properly debrief the questions you attempt – for some questions you will be able to make use of the online recorded debriefs.

Final Preparation Phase



The aim of the Final Preparation Phase is to bring all of your skills and knowledge together in a final dress rehearsal before the real exam. This will be done by attempting a mock exam, **Step 8 of the Achievement Ladder**, covering the entire syllabus in three hours.

Achievement Ladder Step 8	Approx. 5 hours
<p>Achievement Ladder Step 8 is a 100-mark exam-standard mock exam, covering all topics.</p> <p>You should ensure that you set aside 3 hours and 15 minutes, in a quiet space, where you will not be interrupted. Aim to complete the exam without using any of your notes, so that it is a real test of how prepared you are.</p> <p>You must access the CBE version of Step 8 on BPP's Hub to simulate your real exam.</p> <p>On completion you should self-mark your paper and carry out a self-review of your answers and your exam approach.</p> <p>Estimated timings: attempting Step 8: 3 hours 15 minutes, reviewing feedback carefully: 1.5 hours</p>	

You have now reached the end of the exam practise phase and you are ready to attempt the real exam.

Remember to manage your time and to use all the exam technique you have learned over the last few weeks.

Good luck!