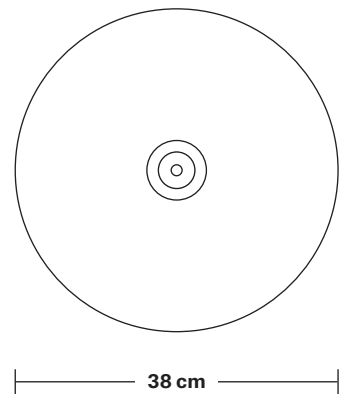
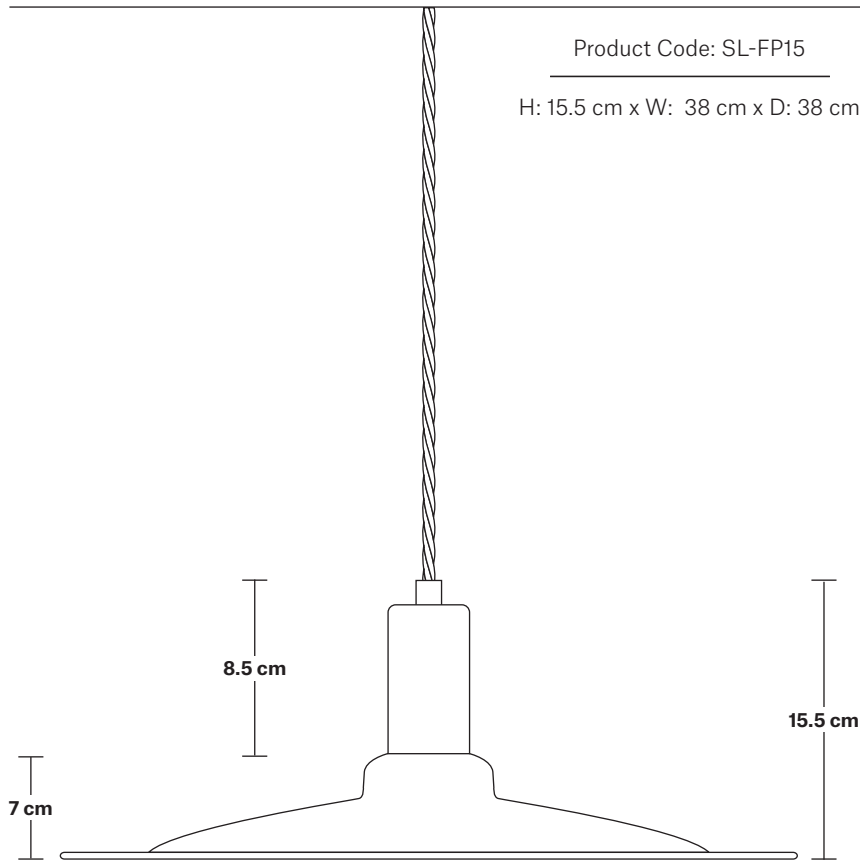


Sleek Flat Pendant - 15 Inch

Product Code: SL-FP15

H: 15.5 cm x W: 38 cm x D: 38 cm



SPECIFICATIONS

We meet all UK and EU lighting and safety regulations.

Our products are hand finished to ensure an authentic vintage look and therefore they may vary slightly from those shown in the images.

Bulb required: Standard screw (E27) fitting, max 40W.

Shade weight: 0.9 kg | **Holder weight:** 0.2 kg

Maximum weight: 1.1 kg

INFORMATION

Finishes: Brass, Pewter and Copper.

Ready to be installed, installation required.

Wall mount screws not included.

Holders available: Brass, Pewter and Copper.

Flex: 1m Black Twisted Fabric Flex.

Ceiling rose: Brass, Pewter and Copper.

DIMENSIONS

Shade Diameter: 38 cm / 15"

Shade Height (no holder): 7 cm / 2.8"

Holder Diameter: 4 cm / 1.6"

Holder Height: 10 cm / 4.1"

Ceiling Rose Diameter: 8 cm / 3"

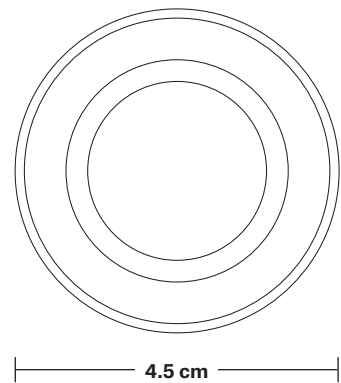
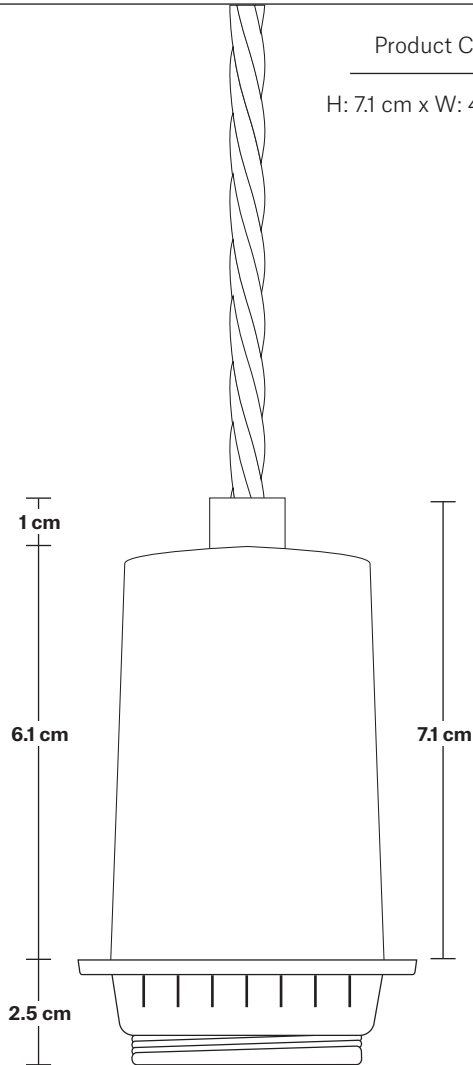
Ceiling Rose Height: 2 cm / 0.8"

INDUSTVILLE

Sleek Edison ES E27 Bulb Holder

Product Code: SL-EBH

H: 7.1 cm x W: 4.5 cm x D: 4.5 cm



SPECIFICATIONS

We meet all UK and EU lighting and safety regulations.

Our products are hand finished to ensure an authentic vintage look and therefore they may vary slightly from those shown in the images.

Bulb required: Standard screw (E27) fitting, max 40W.

Weight: 0.1 kg

INFORMATION

Finishes: Brass, Pewter and Copper.

Ready to be installed, installation required.

Wall mount screws not included.

DIMENSIONS

Bulb Holder Height: 9.6 cm / 3.8"

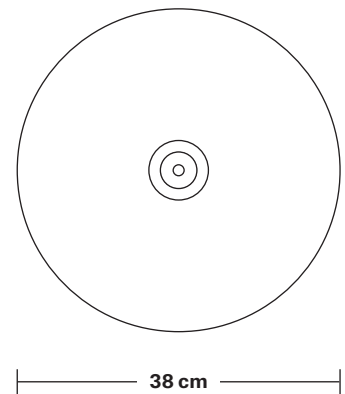
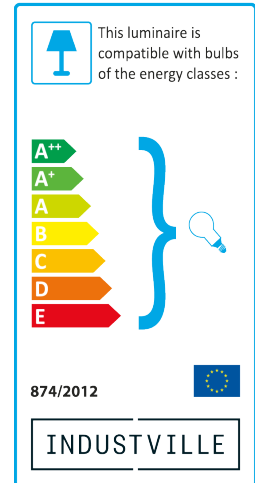
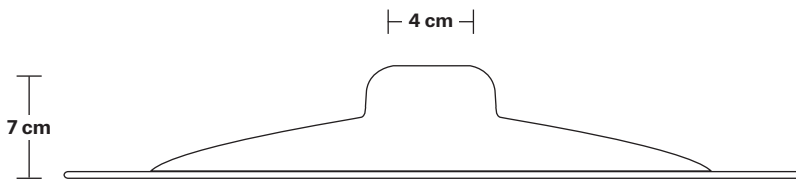
Bulb Holder Depth: 4.5 cm / 1.8"

INDUSTVILLE

Flat- 15 Inch - Shade Only

Product Code: F15-SO

H: 7 cm x W: 38 cm x D: 38 cm



SPECIFICATIONS

We meet all UK and EU lighting and safety regulations.

Our products are hand finished to ensure an authentic vintage look and therefore they may vary slightly from those shown in the images.

Bulb required: Standard screw (E27) fitting, max 40W.

Shade weight: 0.9 kg

INFORMATION

Finishes: Brass, Pewter and Copper.

Ready to be installed, installation required.

Wall mount screws not included.

DIMENSIONS

Shade Diameter: 38 cm / 15"

Shade Height (no holder): 7 cm / 2.8"

INDUSTVILLE

Flat - 15 Inch - Pewter

Shade Only

Flat - 15 Inch - Pewter - Shade Only	F15-P-SO
--------------------------------------	-----------------

Brooklyn Flat Pendant - 15 Inch - Pewter

Brooklyn Flat Pendant - 15 Inch - Pewter - Brass Holder	BR-FP15-P-BH
---------------------------------------------------------	---------------------

Brooklyn Flat Pendant - 15 Inch - Pewter - Pewter Holder	BR-FP15-P-PH
----------------------------------------------------------	---------------------

Brooklyn Flat Pendant - 15 Inch - Pewter - Copper Holder	BR-FP15-P-CH
----------------------------------------------------------	---------------------

Brooklyn Flat Pendant - 15 Inch - Pewter - Pewter Chain Holder	BR-FP15-P-PCN
----------------------------------------------------------------	----------------------

Brooklyn Flat Flush Mount - 15 Inch - Pewter

Brooklyn Flat Flush Mount - 15 Inch - Pewter - Brass Holder	BR-FFM15-P-PH
-------------------------------------------------------------	----------------------

Brooklyn Flat Flush Mount - 15 Inch - Pewter - Pewter Holder	BR-FFM15-P-PH
--------------------------------------------------------------	----------------------

Brooklyn Flat Flush Mount - 15 Inch - Pewter - Copper Holder	BR-FFM15-P-CH
--------------------------------------------------------------	----------------------

Sleek Flat Pendant - 15 Inch - Pewter

Sleek Flat Pendant - 15 Inch - Pewter - Brass Holder	SL-FP15-P-BH
------------------------------------------------------	---------------------

Sleek Flat Pendant - 15 Inch - Pewter - Pewter Holder	SL-FP15-P-PH
-------------------------------------------------------	---------------------

Sleek Flat Pendant - 15 Inch - Pewter - Copper Holder	SL-FP15-P-CH
-------------------------------------------------------	---------------------