



TECHFROST



E15



E10



E5



JOF1



JOF23



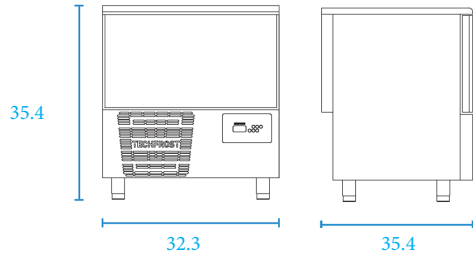
AG
ADVANCED GOURMET
EQUIPMENT & DESIGN

Exclusive USA Importer and Marketer

555 Birch Creek Rd. McLeansville, NC 27301
PO Box 116 McLeansville, NC 27301
PH:336.856.2919

Sales@advancedgourmet.com
www.advancedgourmet.com

Model: E5



Capacity	5 Cubic Ft. - 5 Full Size Sheet Pans
Performance	Freezing Capacity to -40
Internal Dimensions	27.56"W x 14.76"H x 19.5"D
External Dimensions	32.3"W x 37.4"H x 31.5"D
Electrical Supply	208 - 230V/1Ph/60Hz/7Amps
Refrigerant	R452A
Net Weight	110Kg/242Lbs
Shipping Dims/WGT	40"W x 48"D x 46"H - 317Lbs

**Shelves Not Included

VERSATILE

Blast Chiller and Shock Freezer

SPACIOUS

Holds 5 Full Size Sheet Pans

DURABLE

Easy to clean
Stainless Steel

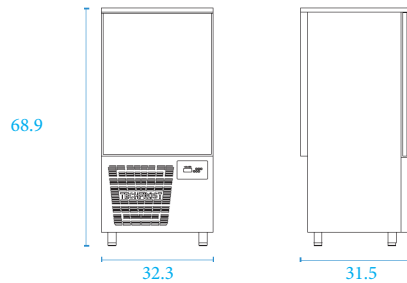
APPLICATIONS

Gastronomy,
Pastry, Gelato,
Bread

APPROVALS

ETL (UL/NSF)
Certified

Model: E10



Capacity	12 Cubic Ft. - 10 Full Size Sheet Pans
Performance	Freezing Capacity to -40
Internal Dimensions	27.56"W x 39.37"H x 19.5"D
External Dimensions	32.3"W x 68.9"H x 31.5"D
Electrical Supply	208 - 230V/1Ph/60Hz/8.5Amps
Refrigerant	R452A
Net Weight	190Kg/418Lbs
Shipping Dims/WGT	40"W x 48"D x 78"H - 495 Lbs

**Shelves Not Included

VERSATILE

Blast Chiller and Shock Freezer

SPACIOUS

Holds 10 Full Size Sheet Pans

DURABLE

Easy to clean
Stainless Steel

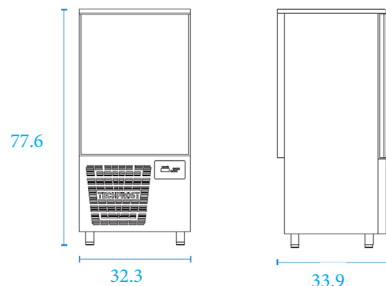
APPLICATIONS

Gastronomy,
Pastry, Gelato,
Bread

APPROVALS

ETL (UL/NSF)
Certified

Model: E15



Capacity	13.5 Cubic Ft. - 15 Full Size Sheet Pans
Performance	Freezing Capacity to -40
Internal Dimensions	27.56"W x 43"H x 19.5"D
External Dimensions	32.3"W x 77.6"H x 33.9"D
Electrical Supply	208 - 230V/1Ph/60Hz/13.6Amps
Refrigerant	R452A
Net Weight	225Kg/496Lbs
Shipping Dims/WGT	40"W x 48"D x 86"H - 545 Lbs

**Shelves Not Included

VERSATILE

Blast Chiller and Shock Freezer

SPACIOUS

Holds 15 Full Size Sheet Pans

DURABLE

Easy to clean
Stainless Steel

APPLICATIONS

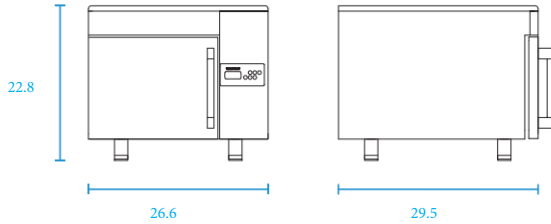
Gastronomy,
Pastry, Gelato,
Bread

APPROVALS

ETL (UL/NSF)
Certified



Model: JOF 1



Capacity	3.6 Cubic Ft. - 4 - 1/2 Size Sheet Trays
Performance	Freezing Capacity to -40
Internal Dimensions	16.5"W x 12.8"H x 24"D
External Dimensions	26.4"W x 19.7"H x 29.5"D
Electrical Supply	208 - 230V/1Ph/60Hz/5Amps
Refrigerant	R404A
Net Weight	68Kg/105Lbs
Shipping Dims/WGT	40"W x 48"D x 31"H - 288 Lbs

**Shelves Not Included

VERSATILE

Blast Chiller and Shock Freezer

SPACIOUS

Holds 4 - 1/2 Size Sheet Pans

DURABLE

Easy to clean Stainless Steel

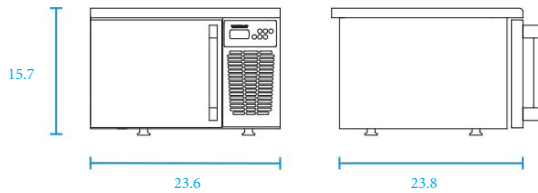
APPLICATIONS

Gastronomy, Pastry, Gelato, Bread

APPROVALS

ETL (UL/NSF) Certified

Model: JOF 23



Capacity	1.5 Cubic Ft. - 3 - 1/4 Size Sheet Trays
Performance	Freezing Capacity to -40
Internal Dimensions	13.39"W x 10.63"H x 14.17"D
External Dimensions	23.62"W x 15.35"H x 23.62"D
Electrical Supply	115-120V/1Ph/60Hz/4 Amps
Refrigerant	R404A
Net Weight	48Kg/106Lbs
Shipping Dims/WGT	40"W x 48"D x 31"H - 180Lbs

**Shelves Not Included

VERSATILE

Blast Chiller and Shock Freezer

SPACIOUS

Holds 4 - 1/4 Size Sheet Pans

DURABLE

Easy to clean Stainless Steel

APPLICATIONS

Gastronomy, Pastry, Gelato, Bread

APPROVALS

ETL (UL/NSF) Certified

Electrical and Refrigerant

JOF23	JOF1	E5	E10	E15
115-120V/60Hz/4A/ 880 Watts, 257.8 Btu	208-230V/60Hz/5A 1100 Watts/322.3 Btu	208-230V/1Ph/60Hz/1kW 1570 Watts/451.2 Btu Running Amps: 7A Suggested Breaker: 20A	208-230V/1Ph/60Hz/2.4kW 1870 Watts/547.9 Btu Running Amps: 8.5A Suggested Breaker: 20A	208-230V/1Ph/60Hz/2.55kW 2992 Watts/876.6 Btu Running Amps: 13.6A Suggested Breaker: 20A
Low side pressure 200 PSI High side pressure 377 PSI	Low side pressure 200 PSI High side pressure 377 PSI	Low side pressure 200 PSI High side pressure 377 PSI	Low side pressure 200 PSI High side pressure 377 PSI	Low side pressure 200 PSI High side pressure 377 PSI

Unique Features:

Stainless steel construction - Faster chilling times - Small footprint -Energy efficient
Four cycles in standard mode - Moisture prevention system
Smudge resistant touch pad





TECHFROST

Marketing and Distributions by **AG** ADVANCED GOURMET
EQUIPMENT & DESIGN



555 Birch Creek Rd. McLeansville, NC 27301
PO Box 116 McLeansville, NC 27301
PH:336.856.2919

Sales@advancedgourmet.com
www.advancedgourmet.com