


REATHLETE

AIR•C^{PRO}



***Air Compression
Massager***

USER MANUAL



Contact us:

www.reathlete.com
support@reathlete.com

Thank you for purchasing the AIR-C PRO Massager.

We are excited for you to experience the wide range of health and wellness benefits that come with using our product.

This User Guide is intended to provide you with guidelines to ensure that the operation of this product is safe and poses no risk to the user. Using this product in a manner that does not comply with the guidelines described in this manual may void the product warranty.

Please read all directions before using the product and retain this guide for reference.

This product is intended for household use only.

How to Use:


1. Place the massager sleeves on your legs, keeping your legs flat on the bottom. Note that sleeves are marked L and R for Left and Right to indicate leg placement.
2. Use the zipper to secure your foot and calf, then use the hook and loop fasteners to secure your thigh tightly inside the massager.
3. Insert both air pressure connectors into the control unit.
4. Make sure that the control unit is fully charged (check the battery icon on the screen). If the battery is empty or low, plug the adapter into a power outlet, and plug the cable into the charging port on the control unit. Charge for 2+ hours. You can operate the device while charging.
5. Sit comfortably. Do not cross legs.

Box Contents Parts


- Leg Massager
 - Remote Control
 - Adapter
 - User Guide
- ① Leg Massager
 - ② Air pressure hose
 - ③ LCD Screen
 - ④ Control Panel






To turn the massager ON, press  button for 3s.

Press  again to cycle the intensity level: 1 to 4.




To turn the massager OFF, press  button for 3s.

Timer

By default the timer is set to 20 minutes. Press  button to select the massage duration: from 20 to 45 minutes. If you wish to continue the massage for more than 45 minutes, you can repeat the massage cycle once again. We do not recommend using the massager continuously for more than 1 hour.

Massage Modes:

Please use the following reference to select the massage mode that best suits your needs.

-  Full Leg: thighs, calves and foot massage.
-  2 Zones Massage: foot & calf, calf & thigh, foot and thigh.
-  Single Zone Massage: thighs, calves or foot massage.

Press mode button once to select the desired mode. Press again to cycle between modes M2 and M3. Targeted zones will be indicated on the control unit screen.

Important Safety Notice:

To reduce the risk of electric shock:

- This device should only be used with the provided, certified AC Adapter.
- Always unplug your appliance from the electrical outlet immediately after use and before any cleaning is attempted.
- DO NOT use while bathing or in shower.
- DO NOT place or store this appliance where it can fall or be pulled into a tub or sink.
- Do NOT submerge product in water or other liquids.
- NEVER use pins or other metallic fasteners with this appliance.
- Keep dry: DO NOT operate in a wet or moist condition.

Note the following safety precautions to reduce the risk of burns, electrocution, fire and or personal injury to self or property.

- DO NOT leave this device unattended while plugged in.
- Unplug device from outlet when not in use and before adding or removing parts and attachments.
- Do NOT leave device unattended while in the presence of children or those with mobility limitations.

- Use this appliance only for its intended use.
- NEVER operate this device if cord or plug are damaged.
- DO NOT operate if item is malfunctioning or has been exposed to water.
- DO NOT operate in the presence of aerosol (spray) products or where concentrated oxygen is being administered.
- DO NOT operate under a blanket or pillow. Excessive heating can potentially cause fire, electrocution or injury to person(s) or property.
- DO NOT carry this appliance by its power cord or use cord as handle.
- To disconnect, turn off the massager and heat, then remove the adaptor from the outlet.
- DO NOT use this product in a high-temperature environment, or near flammable / explosive items or chemicals.
- Keep the massager away from heated surfaces.
- DO NOT use this device on infants or unconscious persons.
- DO NOT use on persons with sensitive skin or poor blood circulation.
- DO NOT crush, avoid sharp folds.

Storage

Place massager in its bag or in a safe, dry and cool place. Avoid contact with sharp edges and pointed objects. To avoid breakage, DO NOT wrap the power cord around the device.

Cleaning and Maintenance

Turn off the massager and heat. Unplug the adaptor and allow it to cool before cleaning. Clean only with a soft, slightly damp sponge. Never allow water or other liquids to come into contact with the unit.

DO NOT immerse in any liquid to clean.

Never use abrasive cleaners, brushes, gasoline, kerosene, glass/furniture polish or paint thinner to clean device.

Caution:

Do not use the device to supplement or replace any medical treatment that you are currently receiving. Please consult your physician before use if you are experiencing any unexplained pain, already receiving medical treatment for circulation or vascular issues, or using at-home medical equipment.

Please contact your physician before using the REATHLETE AIR•C PRO if you have physical health concerns or have any of the following conditions:

- You are pregnant.
- You have a pacemaker or other medical implant.
- You are suffering from heart or vascular disease.
- You have irregular blood pressure or are receiving treatment to normalize your blood pressure.
- You are suffering from osteoporosis.
- You are suffering from cancer.
- You have undergone recent surgery.
- You have concerns regarding areas of your health.

Stop using the product immediately if you feel uncomfortable or if any abnormalities occur.

Never leave the appliance unattended, especially if children are present.

We recommend you limit use the massager to 15-minute sessions and for no more than an hour (60 minutes) consecutively.

Never use this product directly on swollen or inflamed areas of skin or open wounds.

This product should NEVER be used by an individual suffering from any physical ailment that limits the user's mobility.

This product should NEVER be used on persons who have sensory deficiencies affecting their legs and appendages.

Technical details:

| Pressure | Level 1 | Level 2 | Level 3 | Level 4 |
|------------|---|---------|---------|-----------|
| | 10kPA | 15kPA | 20kPA | 25kPA |
| | 75mmHG | 112mmHG | 150mmHG | 187.5mmHG |
| AC Adapter | Rated input: 100-240V ~50-60Hz. Rated output: 12V | | | |