

# Toulouse Planter (FPTL)

IMPORTANT: RETAIN FOR FUTURE REFERENCE. READ CAREFULLY.

Check all parts are present prior to assembly.

- Always pre-drill timber to avoid splitting.
- The timber in this product is pressure treated to ensure longevity and protection against rot, this may leave colour variations, but these will even out as the moisture content stabilises.
- Timber is a natural material and will shrink and swell as a result of varying moisture content.
- Keep all plastic bags and parts away from children.

Technical Help line: 0333 7777 089 8:30am – 5:00pm Monday to Friday


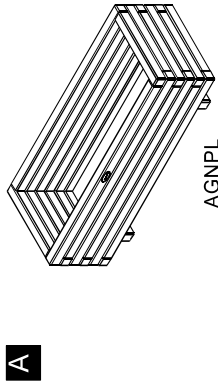
In line with your statutory rights, please check all parts prior to assembly, as assembly of damaged parts may lead to the risk of injury. Please read the instructions immediately you are supplied to. If the product is not constructed in accordance with the instructions, or is altered in anyway (e.g. painted), the manufacturer cannot be held liable for any resulting damage.

This article contains biocidal products to give protection against wood destroying insects & wood rotting fungi. Contents may vary.  
May contain : Basic copper carbonate (Copper (II) carbonate – Copper (II) hydroxide (1:1), Cupric oxide, Copper hydroxide carbonate, oxyethyl, ammoniumpropionate, Copper HDO, Propiconazole, Tebuconazole, Boric acid, Benzalkonium chloride.  
Wear gloves when handling freshly treated wood. Avoid breathing dust when cutting treated or untreated wood. Dispose of off-cuts responsibly – do not burn.

## REQUIRED TOOLS (NOT SUPPLIED)



## PARTS:



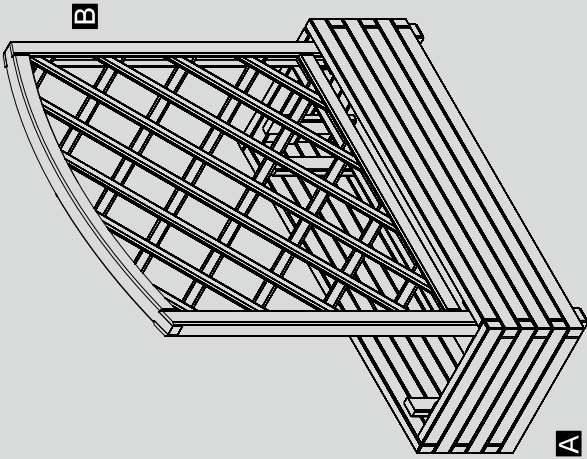
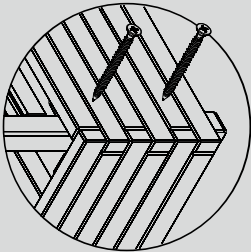
(FIXING PACK)
FPTLFP

70mm

Qty 4

Not To Scale

For further information



**PRE - DRILL**

Slot the back trellis in to the planter so that it is tight against the base and the side.

Fix in place screwing through the side in to the trellis section using 2 x 70mm screws for each leg.