



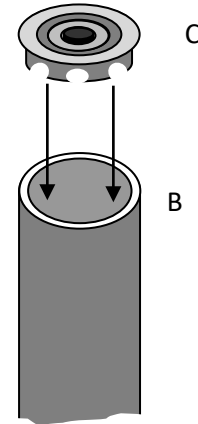
Two Wests Integral Shelf

Assembly Instructions



Components		Qty
A. End Angles	260mm	2
B. Tube Shelf Rails	1200mm	3
C. Rail Inserts		6
D. Mesh	47 x 9	1
E. Fixing Plate		2
Fixing Bracket		3
Plastic Hinge Cleat		3
12mm Mushroom Bolt		8
10mm Cropped Bolt		7
30mm Mushroom Bolt		3
Nut		9
Lock Nut		3
Suspension Wire		2
Suspension Wire Fixing Bracket		2

Please check all the components.



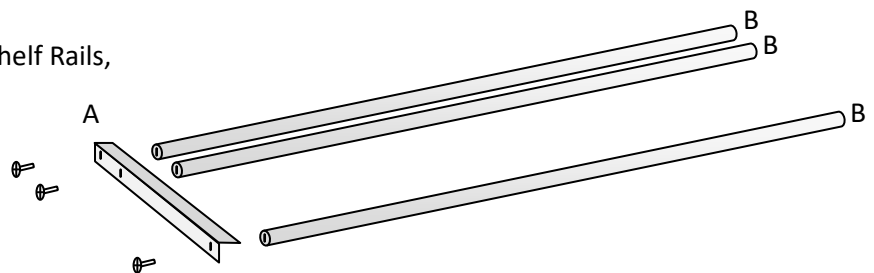
1.

Take a Shelf Rail and place an insert square over the end of the tube and with a metal hammer tap in fully. This is best achieved on a solid floor.

Repeat so that all three tubes have an insert in each end.

2.

Bolt one End Angle onto the ends of the Shelf Rails, finger tight only.



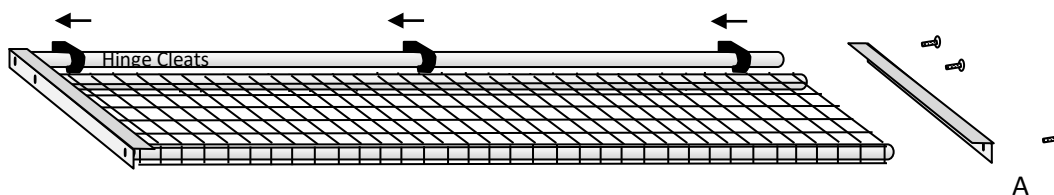
3.

Place the mesh over the front and middle rails and slide into position so that the mesh sits under the End Angle.

Slide the three plastic Hinge Cleats down the back rail.

Attach the End Angle to the opposite ends of the rails.

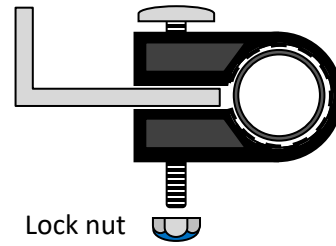
Square up the whole assembly and fully tighten.



4.

Take the three angled Fixing Brackets and using the longer 30mm bolts and the lock nuts, attach them to the three plastic Hinge Cleats.

Tighten the nuts to allow the hinge to move around the tube freely.



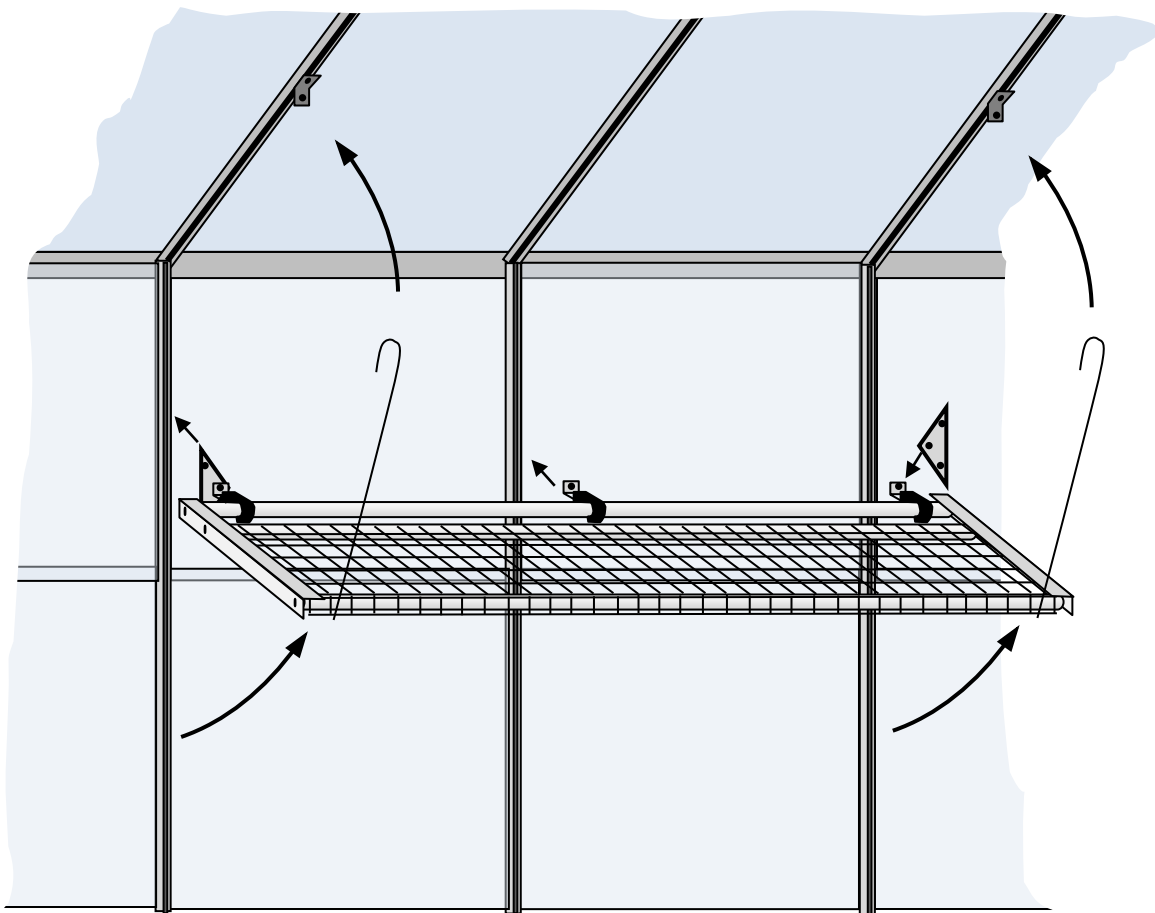
5.

Attach the two triangular Fixing Plates to the two outer fixing brackets.

The central fixing bracket is attached directly onto the glazing bar using a cropped head bolt and nut.

Offer the two triangular Fixing Plates to the two outer glazing bars of the greenhouse at the desired height and bolt in position using the cropped head bolts.

Attach the two Suspension Wire Brackets into the roof glazing channel finger tight to begin with as some adjustment may be necessary.



6.

Position the two suspension wires through the mesh so that one end hooks under the front shelf rail.

The two wires then locate in the two brackets bolted into the roof glazing bars.

Adjust as necessary so that the shelf sits horizontal and tighten fully.

You should report any problems relating to the product within 7-10 days from receipt.