


nuage interiors

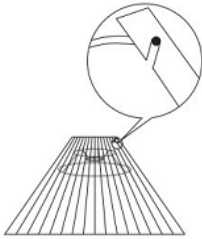


E27 40W Max
Voltage: 240Vac
Wire length 2 meters

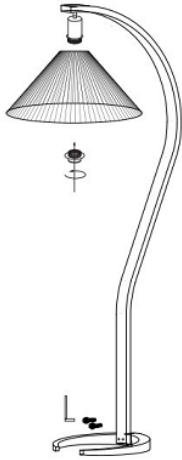
Assembly Instructions



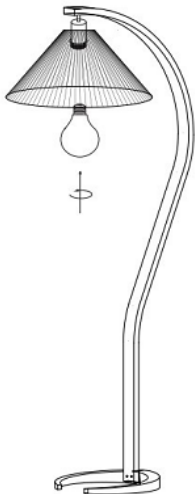
Step 1. Remove the lampshade cloth and the lampshade holder.



Step 2. As shown, the lamp shade cloth is evenly stuck into the top ring of the lamp shade frame.



Step 3. Mount the cruck to the base and attach the lampshade to the lamp cap.



Step 4. Install the light source, electrify to use.