


# Plastic On-Wall

## Cable Cover

**Route cables** along the rail and slide in the cover for a perfect look. This cable cover will help you to organize that tangled mess behind your computer desk or home theater rack with these cable management. Make your cable runs professionally.

**SB-CC-KIT-36**



**Snap-in Design**  
conceal the unsightly wires easily

Color:

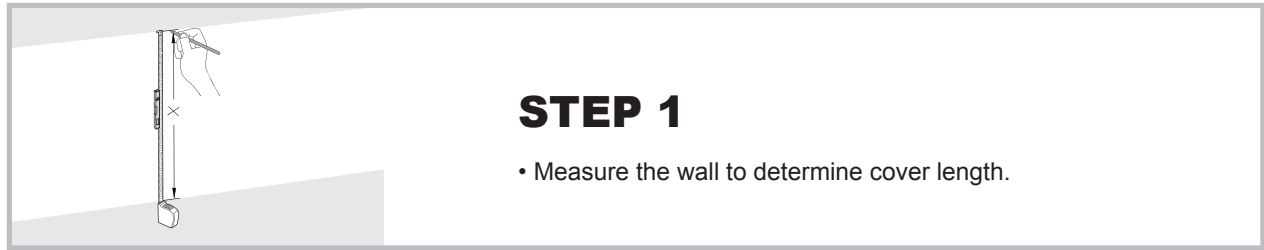
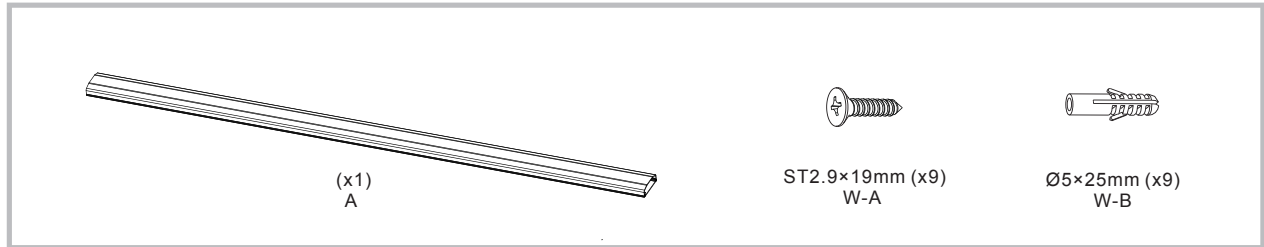
Item No.	Dimensions
SB-CC-KIT-36	60x20x750mm (2.4"x0.79"x36")

# Plastic On-Wall Cable Cover

SB-CC-KIT-36



## EASY INSTALLATION



### STEP 1

- Measure the wall to determine cover length.



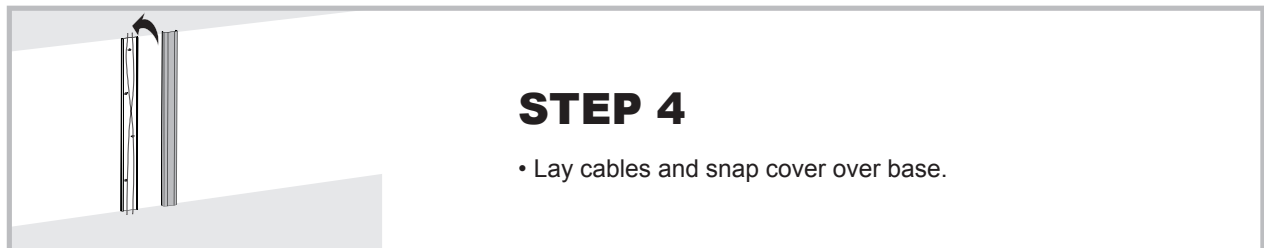
### STEP 2

- Cut cord cover to size.



### STEP 3

- Using provided screws and anchors, mount base to wall.



### STEP 4

- Lay cables and snap cover over base.

## Starburst Technologies®

a division of PDI Communications Inc.

6353 W Rogers Circle, #6

Boca Raton, FL 33487

YOUTUBE Installation Video: <https://youtu.be/HtefAIKe8Dk>

Email: [sales@starburstmounts.com](mailto:sales@starburstmounts.com)

TF: 800-242-1606

Web: [www.starburstmounts.com](http://www.starburstmounts.com)

©2020 Starburst Technologies

All rights reserved.