

Connecting your fan set for the Lacunza Silver insert fireplace



1° Screw in the thermostat and connect the White cable.




2° Connect the blue cable to the thermostat




3° Attach the earth connection.



4° Connect the fan on the right




5° Connect the fans on the left



6° Your fans are now ready to be used. To test the system use a hair dryer and blow hot air onto the thermostat. After a few minutes the fans should start up. The fans switch on automatically when the thermostat reaches temperature.



BACK of digital control box for fans



FRONT of digital control box for fans

