

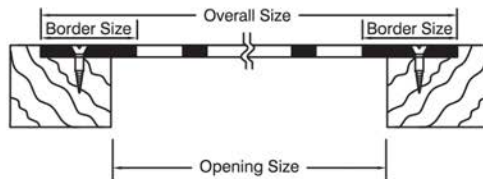
ARCHITECTURAL GRILLE

METHODS OF FASTENING

PERFORATED GRILLE

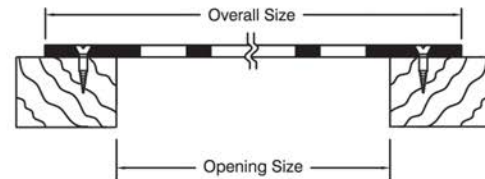
#601

Flush mounted perforated grille routed into custom woodwork with countersunk screw holes.



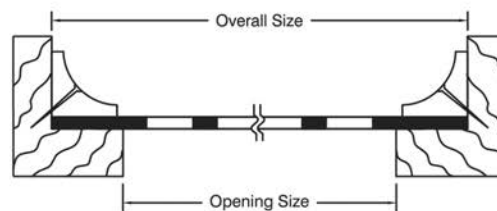
#602

Surface mounted perforated grille with countersunk screw holes.



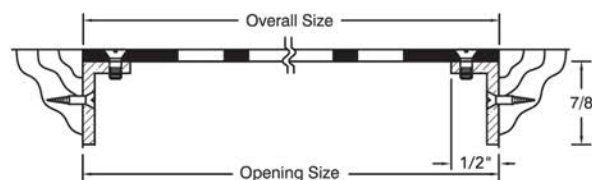
#603

Recessed perforated grille fastened with wood stop (wood stop supplied by contractor).



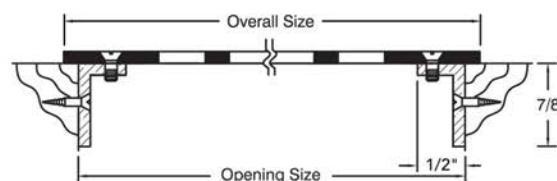
#604

Flush mounted removable perforated grille attached to angle frames with sidewall screws for mounting.



#605

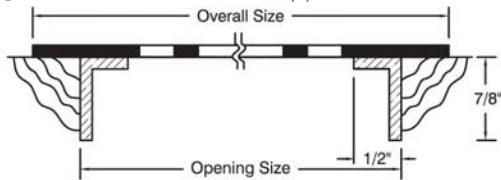
Surface mounted removable perforated grille attached to angle frames with sidewall screws for mounting.



FRAMES SHOWN ARE NOT TO SCALE
FULL SCALE AVAILABLE ON OUR WEBSITE

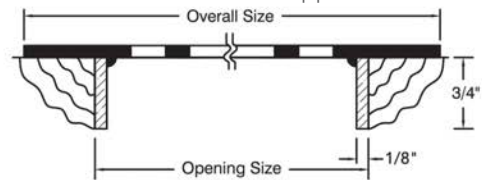
#606

Surface mounted perforated grille with welded angle frames for additional support.



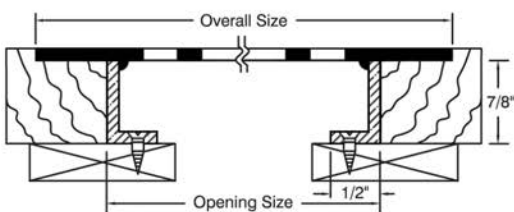
#607

Surface mounted perforated grille with welded stiffener bars for additional support.



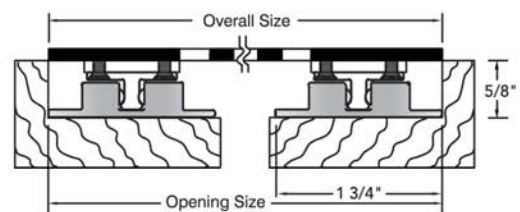
#608

Flush mounted perforated grille with welded angle frames used as hidden fasteners.



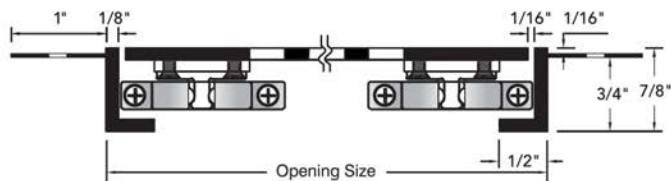
#609

Flush or surface mounted perforated grille with snap-in catches.



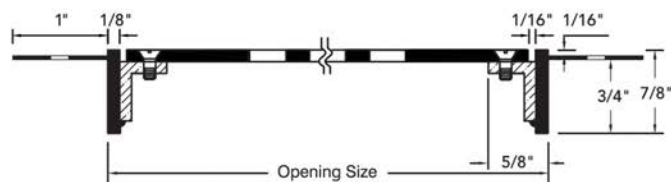
#610

Drop-in perforated grille with snap-in catches and "Spackle in J Frame".



#611

Drop-in removable perforated grille with screw holes and "Spackle in J Frame".



FRAMES SHOWN ARE NOT TO SCALE
FULL SCALE AVAILABLE ON OUR WEBSITE