



eCheck[®]

QUICK USER GUIDE

Attention: For additional instructions for use, please see Full User Guide (FUG) at www.elepho.com/echeck

Statement of Use: Spot-check pulse oximetry for sports and recreational use

- If you are using this pulse oximeter for the first time, PLEASE REMOVE THE PROTECTIVE FILM from the LCD screen and REMOVE THE PULL-TAB from the battery door.
- SELECT A FINGER THAT FITS EASILY AND COMFORTABLY INTO THE THIMBLE.
- Hold the unit so that the diagram of the nailbed is facing up.
- Gently place a finger into the elastic thimble as shown in the diagram. (See Figure A).



Figure A

- Gently turn the finger over so that the LCD screen is now facing up.
- Do not apply excessive pressure when the user's finger is inside the thimble.
- After the user's finger is inside the thimble, to turn the unit on gently touch the button below the LCD screen and within 10 seconds reading should appear on the display. Sometimes dashes appear on the LCD screen after the user's finger is inside the thimble before a reading is displayed.

- The SpO2 indicator shows the blood oxygen saturation level value on a scale 70 to 99%.
- Pulse rate (indicated via a heart icon) shows the pulse rate per minute.
- The user's hand should be relaxed (e.g. lying on a flat surface) during this process.
- Cold hands/fingers could affect reading accuracy.
- If a reading does not appear within ten (10) seconds, remove the user's finger slightly, or twist and/or shift the finger and try again.
- If a second try is unsuccessful, repeat the process on a smaller finger.
- By removing the finger the unit will automatically turn off.
- To change the LCD reading 180° gently touch the button below the LCD screen.
- Changing the battery - Open the battery compartment by sliding the cover (Figure B) and carefully remove the old battery. Discard the used battery according to local environmental regulations. Insert a new 3.6V ½ AA Lithium battery (Figure C). Please ensure that the battery polarization (+/-) is in accordance with the symbols inside the battery compartment. Replace the battery cover (Figure D). Automatic "power on" indicates correct battery replacement.

Limited End User Warranty

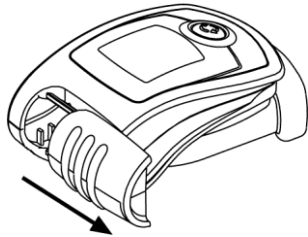


Figure B

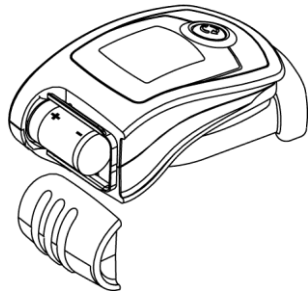


Figure C

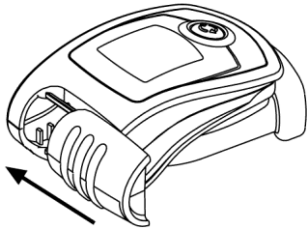


Figure D

For Full User Guide (FUG) please go to:
www.elepho.com/echeck

E-mail assistance is available via:
info@elepho.com



Spot measurements
No alarms

Distributed by - Elepho Inc.: www.elepho.com
Email: info@elepho.com

Elepho Inc (the “Company”) warrants that their products (the “Product”) are free of defects in material and workmanship for a period of one year (the “Warranty Period”) from the date of purchase by end user. In the event that the Product qualifies for coverage under this warranty, the Company at its option and at no charge may either repair or replace the Product (not including, shipping, handling, delivery or installation) with an identical product or product having similar features and functionality as determined by the Company.

The Company does not warranty the installation, maintenance, or service of its Product. The Company is not responsible for ancillary equipment not supplied by the Company, which is attached to or used in connection with the Company’s Product, or for the operation of the Product with any ancillary equipment, and all such equipment and operation of such equipment with the Product, is expressly excluded from this limited warranty. Furthermore, the Company shall not be responsible for any damage to the Product resulting from the use or operation of the ancillary equipment not furnished by the Company for use with the Product.

The Company extends this limited warranty only to the original end-user. This limited warranty and the remedies hereunder are limited to Products properly used, maintained, stored, installed and used for their intended purpose and use only, in accordance with the Company instructions. This warranty shall not apply to Product installed, operated or maintained in or under abnormal conditions. This warranty is not applicable to any Product, which is not operated and/or installed in accordance with the Company’s specifications and or industry practices and standards. This warranty also does not extend to the purchase of opened, used, repaired, repackaged and/ or resealed products, including but not limited to sale of such products on Internet auctions sites and/or sales of such products by surplus

or bulk resellers. Any and all warranties or guarantees shall immediately cease and terminate as to any products or parts thereof which are repaired, replaced, altered, or modified, without the prior express and written permission of Elepho Inc.

This warranty sets forth all of the Company’s responsibilities for the Product.

THIS WARRANTY IS GIVEN IN LIEU OF ALL OTHER EXPRESS WARRANTIES. IMPLIED WARRANTIES, STATUTORY OR OTHERWISE, INCLUDING BUT NOT LIMITED TO ANY IMPLIED WARRANTIES OF MERCHANTABILITY OR FITNESS FOR A PARTICULAR PURPOSE, ARE LIMITED TO THE DURATION OF THIS LIMITED WARRANTY. IN NO EVENT, INCLUDING WITHOUT LIMITATION, IN CONTRACT, TORT, STRICT LIABILITY OR WARRANTY, SHALL THE COMPANY BE LIABLE TO THE PURCHASER OR TO ANY THIRD PARTY, FOR ANY DAMAGES OR FOR ANY LOSS OF USE, LOSS OF TIME, LOSS OF LIFE, INCONVENIENCE, COMMERCIAL LOSS, LOST PROFITS OR SAVINGS OR INCIDENTAL, CONSEQUENTIAL OR SPECIAL DAMAGES ARISING OUT OF THE USE OR INABILITY TO USE SUCH PRODUCT. TO THE FULL EXTENT THAT SUCH MAY BE DISCLAIMED BY LAW, COMPANY’S SOLE LIABILITY SHALL BE TO REPLACE OR REPAIR THE PRODUCT.

Some states within the United States do not allow the exclusion or limitation of consequential or incidental damages, or limitations on the duration of an implied warranty. Therefore, the limitations or exclusions of consequential or incidental damages and implied warranties set forth herein may not apply to you. This warranty gives you specific legal rights, and you may also have other rights, which vary from state to state.

If it appears that the Product does not meet the terms of the limited warranty set forth above, within the Warranty Period, the purchaser must notify the Company in writing vvvv of the warranty claim and after receiving proper authorization, return the Product for exchange or repair of product.

Cat #: 70957600

Ver 02-2020

Design and specifications are subject to change without notice.
Copyright © 2020 Elepho Inc.