

VIKING 2450 ADV SERIES

Auto-Darkening Welding Helmets



Street Rod®
K3035-5



White Tail Camo™
K4411-5



Heavy Metal®
K3029-5



All American®
K3174-5



Graveyard Shift®
K3099-5



Intergalactic®
K5243-5



Shown:
Black K3028-5



Smart LED light included

KEY FEATURES

The Viking 2450 ADV offers superior 4C® optics, all day comfort and features cutting edge UI & LED technologies to improve productivity.

Modular LED Light

- Illuminates work area for enhanced productivity, quality, and safety
- Innovative, intelligent design automatically turns on/off
- Compact, lightweight design is separately powered & can be removed in seconds

Industry Leading Optics

- Exclusive 4C® Lens Technology
- 1/1/1 Optical Clarity
- 9.3 Sq. In. Auto-Darkening Viewing Area

Digital User Interface

- Moisture and abrasion resistant push button LED UI controls
- Simple, intuitive adjustments for precise and consistent performance

Versatility

- Low profile external grind/LED control
- Consistent indoor & outdoor performance

Process »
Stick, TIG, Pulsed TIG, MIG, Pulsed MIG, Flux-Cored, Gouging, Grinding



Meets:
ANSI Z87.1 & CSA Z94.3



SMART LED LIGHT

The modular LED light was custom designed to improve productivity, quality, and safety in one simple attachment. The light can be easily activated or deactivated using a low profile external control and, when activated, illuminates the work area for increased workspace visibility during arc off time. To save power and increase battery life when welding, the LED automatically turns off when an arc is struck and turns back on when the arc is extinguished.

Removable Battery Pack

A standard AA battery powers the LED module and is easily accessible, making replacements fast and easy, without interfering with the helmet's primary functions.

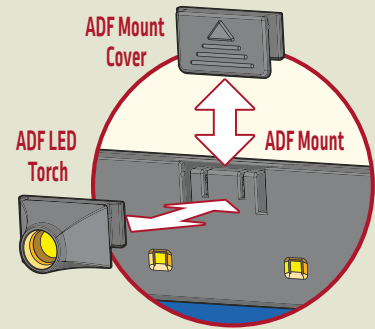
Integrated Low Profile LED Light Cartridge



Removable AA Battery Pack



Easy to Detach/Attach



DIGITAL USER INTERFACE



LED light on/o indicator

Large mode button to switch between Weld, Cut & Grind

Low to High Visual LED Display [Green = Shade, Orange = Sensitivity/Delay]



Red low battery indicator

Test function is an added safety feature

Flashing grind mode indicator enhances productivity

Adjust Lens Shade from 5 to 13


5 Levels of Arc Sensitivity

5 Levels of Lens Arc Delay

X6 HEADGEAR

Superior Comfort

1. Adjustable, form fitting top head supports distribute weight and optimize balance
2. Orientation adjustment pin for optimal resting position
3. Rotatable front headband for personalized support and fit
4. Innovative and easy to use forward and backward adjustments
5. Strategically positioned rear headband improves balance
6. Unique flexible backpad eliminates common pressure point



EXTERNAL LOW PROFILE CONTROLS

Innovative, Easy to Use Controls

The low profile external grind & led light buttons allow operators unique functionality to reduce prep, weld and inspection time. The ergonomic design enables users to switch between weld and grind modes or turn on/off the LED illuminating light in 3 seconds.

Benefits:

- Increases productivity
- Prevents accidental activation
- Enhanced application & environment versatility



ADDITIONAL FEATURES

Hard Hat Compatible



Enhanced Outdoor Performance



Cheater Lens Compatible



4C LENS TECHNOLOGY

Lincoln Electric's proprietary liquid crystal display (LCD) enhances the visible color spectrum of the display. Unlike traditional auto-darkening filters, 4C lens technology broadens the color range & hues which can be seen in both light and dark states. This eliminates imperfections and color saturation to create the clearest view of the base material, arc & puddle, while reducing eye strain.



1/1/1 OPTICAL CLARITY

<p>Eliminating Distortion</p> 	<p>Removing Blurriness</p> 	<p>Uniform Shade</p> 	<p>Consistent Angle Performance</p>  <p>Consistent Shade at all Angles</p>
---	--	---	--

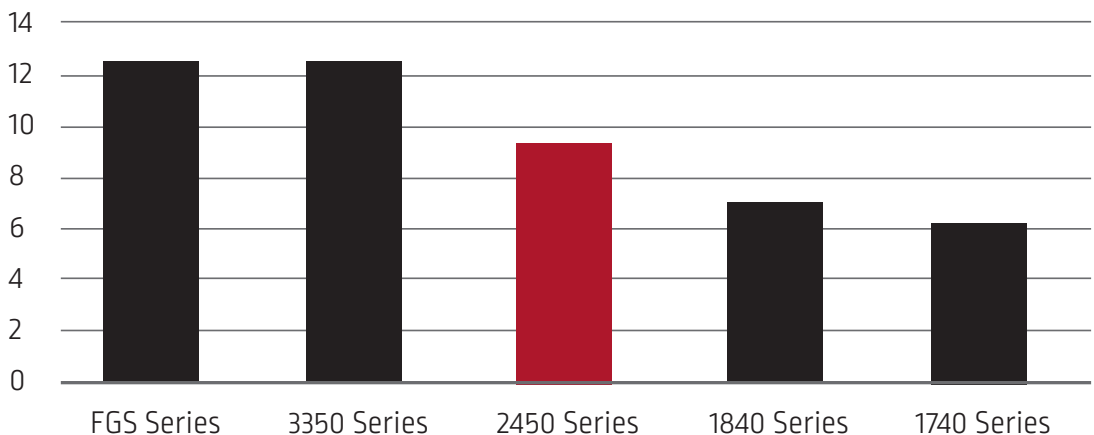
LARGE VIEWING AREA

Auto-Darkening Lens Size

While the quality of the auto-darkening lens is critical, the size is also an important attribute to consider.



9.3
Sq. Inches



REPLACEMENT PARTS

Part Number	Description	Product Type
KP2898-1	Outside Cover Lens - 3350 & 2450 Series	Cover Lenses
KP2931-1	Inside Cover Lens - 2450 Series	
S27978-32	Gasket - Outside Cover Lens Seal - 3350 & 2450 Series	
KP4628-1	Bulk Outside Cover Lens – 3350 & 2450 Series	Sweatband & Headgear
KP2930-1	Sweatband - Super Soft Knit Cotton	
KP4541-1	Soft Cotton Back Pad for X6 Headgear™	
KP4470-1	X6 Headgear	
K3908-1	Pivot Headgear	
K4100-1	Traditional Headgear	Hard Hat Adapters
KP3047-1	Hard Hat Adapter - Halo Style	
KP3486-1	Hard Hat Adapter - Slotted Style	Cheater Lenses
KP3046-XXX	Magnifying Cheater Lenses - 1.00 MAG - 2.50 MAG	
KP2932-5	2450 Adv Series ADF 5-13 Shade Cartridge	Auto-Darkening Filter & Parts
KP5246-1	VIKING 2450 -5 Replacement External Control Button Housing	
KP4491-1	CR 2450 Battery	
S27978-33	ADF Cartridge Holder	
KP5245-1	VIKING 2450 -5 Led Light Kit	LED Assembly
KP4560-2	Glossy Black 2450 5th Gen Replacement Shell	Replacement Shells
KP4561-1	Matte Black 2450 Replacement Shell	

PRODUCT SPECIFICATIONS

Product Name	Lens Switching Speed (sec)	Variable Shade/Control	Battery Replacement Type	Magnifying "Cheater" Capable Lens	Grind Mode Control	Light Sensitivity Control	Delay Control Dark to Light (sec)	Arc Sensors	TIG Amp Rating	Cartridge/View Size in. (mm)	Temperature Range	Weight oz. (g)
VIKING 2450 ADV	1/25,000	5-13 Internal Digital	1 CR2450 Replaceable Battery	Yes	3.5 Internal and External	9 Sensitivity Settings	0.1 - 0.25 Fully Adjustable	4	DC ≥ 2 Amp AC ≥ 2 Amp	Cartridge US: US 5.25 x 4.50 (133 x 114) View: 3.82 x 2.44 (97 x 62)	Operating: -10°C - +55°C (14°F - 131°F) Storage: -20°C - +70°C (-4°F - 158°F)	22 Oz. (639.5g) 24 Oz. (680g) - with LED Module

CUSTOMER ASSISTANCE POLICY

The business of The Lincoln Electric Company is manufacturing and selling high quality welding equipment, consumables, and cutting equipment. Our challenge is to meet the needs of our customers and to exceed their expectations. On occasion, purchasers may ask Lincoln Electric for information or advice about their use of our products. Our employees respond to inquiries to the best of their ability based on information provided to them by the customers and the knowledge they may have concerning the application. Our employees, however, are not in a position to verify the information provided or to evaluate the engineering requirements for the particular weldment. Accordingly, Lincoln Electric does not warrant or guarantee or assume any liability with respect to such information or advice. Moreover, the provision of such information or advice does not create, expand, or alter any warranty on our products. Any express or implied warranty that might arise from the information or advice, including any implied warranty of merchantability or any warranty of fitness for any customers' particular purpose is specifically disclaimed.

Lincoln Electric is a responsive manufacturer, but the selection and use of specific products sold by Lincoln Electric is solely within the control of, and remains the sole responsibility of the customer. Many variables beyond the control of Lincoln Electric affect the results obtained in applying these types of fabrication methods and service requirements.

Subject to Change – This information is accurate to the best of our knowledge at the time of printing. Please refer to www.lincolnelectric.com for any updated information.