


Set-up Instructions




Step 1. prefold all scores a full 180 ° and press down firmly. (*fig 001*)




Step 2. fold ends with bottom tuck in flap up to 90 ° to form a "L" shape. (*fig 002*)



Step 3. bring bottom panel "a" to a 90 ° position (*fig 003*)
tuck in ends of front panel "g" as shown in (*fig 004*) then bring front panel to 90 °.



Step 4. tuck end panel flaps over front panel end flap (*fig 005*) and then fold over 180 ° and lock tabs in place at the bottom of the box (*fig 006*)



Step 5. similarly for the lid fold in end flaps first (*fig 007*) and then roll over front panel and lock 3 tabs into slots (*fig 008*)

